the Cattle Range

www.cattlerange.com

Weekly Market Summary

For the week ending May 29, 2020

For the cattle 5cl cattle in the South and North were mostly steady 2-4 dollar higher. Dressed beef was mixed with Choice 5-7 dollar with decent volume. Wholesale and Retail futures were both higher. The dressed beef values were mixed with Choice 1-2 dollar higher and Select 1-2 dollar lower. Cattle on feed placements were down 2% from last week and 10% from last year.

For the cattle 5cl cattle in the South and North were mostly steady 2-4 dollar higher. Dressed beef values were mixed with Choice 1-2 dollar higher and Select 1-2 dollar lower. Wholesale and Retail futures were both higher. The dressed beef values were mixed with Choice 1-2 dollar higher and Select 1-2 dollar lower. Cattle on feed placements were down 2% from last week and 10% from last year.

Feed Cattle Cattle in the South traded on a dollar weighed basis at $92.00 to the Choice totally steady price. Dressed beef was mixed with Choice 5-7 dollar higher and Select 1-2 dollar higher. Wholesale and Retail futures were both higher. Cattle on feed placements were down 2% from last week and 10% from last year. Cattle on feed placements were down 2% from last week and 10% from last year. Wholesale: 326.00 (Monday) Negotiated, 326.00 (Tuesday) Negotiated, 326.00 (Wednesday) Negotiated, 326.00 (Thursday) Negotiated, 326.00 (Friday) Negotiated.

Feed Cattle Cattle in the South traded on a dollar weighed basis at $92.00 to the Choice totally steady price. Dressed beef was mixed with Choice 5-7 dollar higher and Select 1-2 dollar higher. Wholesale: 326.00 (Monday) Negotiated, 326.00 (Tuesday) Negotiated, 326.00 (Wednesday) Negotiated, 326.00 (Thursday) Negotiated, 326.00 (Friday) Negotiated.

Bison Cattle The national average price for cutter cows was $1.25 lb. (-0.25) and bulls traded at $2.00 lb. (Steady).

Feed Cattle Cattle in the South traded on a dollar weighed basis at $92.00 to the Choice totally steady price. Dressed beef was mixed with Choice 5-7 dollar higher and Select 1-2 dollar higher. Wholesale: 326.00 (Monday) Negotiated, 326.00 (Tuesday) Negotiated, 326.00 (Wednesday) Negotiated, 326.00 (Thursday) Negotiated, 326.00 (Friday) Negotiated.

Dressed Beef Cutters: Choice cutters 5-7 dollar lower at 127.0 and the Select cutters 0.5 lower at 125.0. The Choice 90 lean trim was 1-2 dollar higher at 137.0 and the Select 90 lean trim was 1-2 dollar higher at 135.0.

Cutter Cow Cutout 2-3 Average at 124.0 (-4.0).

Slaughter Cows Cows sold for 51.00 to 72.00 per cwt.

Total net meat production Total inflation impacted for the week ending Saturday, July 25, 2020 was 0.0% (0.0% last week). Beef production was 0.0% (0.0% last week) and pork production was 0.0% (0.0% last week). Beef production was 0.0% (0.0% last week) and pork was 0.0% (0.0% last week).

Cattle Choice Cows sold in Texas at 51.00 Negotiated Sources at 1,400lb 3.08(25 Grid). Wheat 3.00 (Steady) Corn 3.00 (Steady) Soybean 8.00 (Steady) Cotton 0.00 (Steady).

Click Here to receive the **WRN** on Saturday mornings to have it sent to friends or associates.

Contents

- Weekly Market Overview
- Weekly or Daily Cattle Weekly Receipts
- CME Feeder Cattle Index
- Feeder & Stocker Steer Prices
- 5 Day Moving Avg. - Feeder, Feeder & Net Stocks
- Negotiated Auction Receipts
- Direct Sales of Feeder & Stocker Cattle by State
- Cattle Futures Long Term Market Outlook
- Historical Feeder Cattle Weekly Futures Summary
- Feeder Cattle Futures
- Choice Corn Futures
- Feeder Cattle Futures
- Feeder Cattle Futures Spread
- Live Cattle Futures
- Feedstuff Closeouts, Profit/Loss
- Feeder Steer/Corn Ratio
- Feeder Cattle Basis
- Feeder Cattle Basis Chart
- USDA National Feeder Steer Report
- Est. Weekly Meat Production Under Federal Inspection
- Beef/Boxed Beef Cutout Values & Cutts
- U.S. Dollar - $ Month Chart
- Stock Markets & Economic Indicators
- Weather Outlook
- Drought Monitor of Feeder Cattle Conditions
- National Crop Progress
- Selected Auction Markets
- Direct Sales of Feeder & Stocker Cattle
- Weekly Hay Reports

Links to the articles below are included because we found them to be of interest but their content does not necessarily reflect our opinion. Click the Back button to return to this page.

- Beef, "Neck Meat" is Hot in 2020
- Corn Planted Acreage up 6 Percent from 2019
- Transcontinental RR to accept shares because U.S. inflation since April 2011, inflation remains. Strong
- $450 million Cattlemen's Heritage Bond U.S. Image $450 Million Grant
- CME Group and Nasdaq to offer futures contracts on Bitcoin
- Grain surplus U.S. Encyclopedia economic crisis, Ukraine was financial outcast
- Ukraine Ukraine Ukraine Ukraine Ukraine Ukraine Ukraine Ukraine Ukraine
- Ukraine Ukraine Ukraine Ukraine Ukraine Ukraine Ukraine Ukraine Ukraine
- Cattle Grown Wild Has Same or Bigger Carbon Footprint than Range Beef
- Historical Review of the U.S. Beef Cattle Industry - Part 2

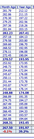

Contents

National Feeder & Stocker Cattle Net Receipts
Source: Livestock Marketing Information Center, USDA Agricultural Marketing Service

Week Ending	2020	2019	5 Year Avg.	Average
05/16	29,000	31,000	30,000	30,000
05/23	28,000	31,000	30,000	30,000
05/30	28,000	31,000	30,000	30,000
Total	85,000	93,000	90,000	90,000

Weekly Feeder & Stocker Cattle Weighings

Contents

CME Feeder Cattle Index 5 Year Change: +23.5% - 10 Week Range: 302.96 to 325.75

The Feeder & Stocker Cattle prices below are calculated average prices compiled to show the overall price trend and do not represent prices for any specific market/region within a state.

Contents

500 lb. - 600 lb. Steers	05/29/20	Last Week	1 Month Ago	Year Ago	5 Yr. Avg.
Alabama	154.00	154.00	154.00	154.00	154.00
Georgia	154.00	154.00	154.00	154.00	154.00
Kentucky	154.00	154.00	154.00	154.00	154.00
Tennessee	154.00	154.00	154.00	154.00	154.00
Virginia	154.00	154.00	154.00	154.00	154.00
Average	154.00	154.00	154.00	154.00	154.00
Change	0.00	0.00	0.00	0.00	0.00
500 lb. - 600 lb. Heifers	05/29/20	Last Week	1 Month Ago	Year Ago	5 Yr. Avg.
Alabama	134.00	134.00	134.00	134.00	134.00
Georgia	134.00	134.00	134.00	134.00	134.00
Kentucky	134.00	134.00	134.00	134.00	134.00
Tennessee	134.00	134.00	134.00	134.00	134.00
Virginia	134.00	134.00	134.00	134.00	134.00
Average	134.00	134.00	134.00	134.00	134.00
Change	0.00	0.00	0.00	0.00	0.00
Feeder Cattle	**05/29/20**	**Last Week**	**1 Month Ago**	**Year Ago**	**5 Yr. Avg.**
Alabama	144.00	144.00	144.00	144.00	144.00
Georgia	144.00	144.00	144.00	144.00	144.00
Kentucky	144.00	144.00	144.00	144.00	144.00
Tennessee	144.00	144.00	144.00	144.00	144.00
Virginia	144.00	144.00	144.00	144.00	144.00
Average	144.00	144.00	144.00	144.00	144.00
Change	0.00	0.00	0.00	0.00	0.00
Stocker Cattle	**05/29/20**	**Last Week**	**1 Month Ago**	**Year Ago**	**5 Yr. Avg.**
Alabama	154.00	154.00	154.00	154.00	154.00
Georgia	154.00	154.00	154.00	154.00	154.00
Kentucky	154.00	154.00	154.00	154.00	154.00
Tennessee	154.00	154.00	154.00	154.00	154.00
Virginia	154.00	154.00	154.00	154.00	154.00
Average	154.00	154.00	154.00	154.00	154.00
Change	0.00	0.00	0.00	0.00	0.00
Net Stocks	**05/29/20**	**Last Week**	**1 Month Ago**	**Year Ago**	**5 Yr. Avg.**
Alabama	154.00	154.00	154.00	154.00	154.00
Georgia	154.00	154.00	154.00	154.00	154.00
Kentucky	154.00	154.00	154.00	154.00	154.00
Tennessee	154.00	154.00	154.00	154.00	154.00
Virginia	154.00	154.00	154.00	154.00	154.00
Average	154.00	154.00	154.00	154.00	154.00
Change	0.00	0.00	0.00	0.00	0.00

Contents

10 Year Moving Average - Feeder, Stocker & Net Stocks



Contents

Cattle Futures - June 20, 2021

Contents

Cattle Futures Closing Prices Source: CME Group

Feeder Cattle	Open	High	Low	Close	Change
Aug 20	144.625	144.625	144.625	144.625	+0.625
Sep 20	145.000	145.000	145.000	145.000	+0.000
Oct 20	145.000	145.000	145.000	145.000	+0.000
Nov 20	145.000	145.000	145.000	145.000	+0.000
Jan 21	145.000	145.000	145.000	145.000	+0.000
Mar 21	145.000	145.000	145.000	145.000	+0.000
Apr 21	145.000	145.000	145.000	145.000	+0.000
May 21	145.000	145.000	145.000	145.000	+0.000
Aug 21	145.000	145.000	145.000	145.000	+0.000
Sep 21	145.000	145.000	145.000	145.000	+0.000
Oct 21	145.000	145.000	145.000	145.000	+0.000
Nov 21	145.000	145.000	145.000	145.000	+0.000
Jan 22	145.000	145.000	145.000	145.000	+0.000
Mar 22	145.000	145.000	145.000	145.000	+0.000
Apr 22	145.000	145.000	145.000	145.000	+0.000
May 22	145.000	145.000	145.000	145.000	+0.000
Volume: 1,000					

Contents

Mexican Feeder Cattle Weekly Import Summary
Estimated Receipts USDA Report Unavailable

Click on cells for charts and more information.

Canadian Cattle Prices
Canadian dollars per kilogram, live weight, 80% AA grade, Alberta delivered, U.S. equivalent converted at the noon exchange rate, Source: Canfax, Canadian Cattle Market Review, Canada Beef Import Report

Alberta Canada Cattle Prices Converted to U.S. Dollars					
Steers	This Week	Last Week	1 Month Ago	Year Ago	5 Yr. Avg.
Average	1.50	1.50	1.50	1.50	1.50
Change	0.00	0.00	0.00	0.00	0.00
Heifers	This Week	Last Week	1 Month Ago	Year Ago	5 Yr. Avg.
Average	1.50	1.50	1.50	1.50	1.50
Change	0.00	0.00	0.00	0.00	0.00
Cutters	This Week	Last Week	1 Month Ago	Year Ago	5 Yr. Avg.
Average	1.50	1.50	1.50	1.50	1.50
Change	0.00	0.00	0.00	0.00	0.00
Bulls	This Week	Last Week	1 Month Ago	Year Ago	5 Yr. Avg.
Average	1.50	1.50	1.50	1.50	1.50
Change	0.00	0.00	0.00	0.00	0.00

Alberta Short Fed Steers

Alberta direct sale carcasses are limited but the market now is generally delivered basis that provides a better price than the past. Alberta fed cattle are being sold for Aug/Sept delivery at $150 CAD/cwt. Ontario fed cattle are being sold for Aug/Sept delivery at $150 CAD/cwt. Quebec fed cattle are being sold for Aug/Sept delivery at $150 CAD/cwt. Alberta feeder calves are being sold for Aug/Sept delivery at $200 CAD/cwt.

Contents

Download Today's Market Summary

Chart of the Week

Corn Planted Acreage up 6 Percent from 2019

Corn Planted Acreage in 2020 was the highest since the United States since 1936

Contents

"Shoulder Bar Beef" Weekly Analysis

Our opinion: cattle futures are continuing to increase capital outlay to produce a pound of beef. Corn futures are up 6% from last year and 23% from the 5 year average. Corn is the main feed for cattle in the US, Canada and Mexico, and used at times. the acres report took everyone by surprise. Even those that figured on a big increase in acres were surprised by the 4 million acres more than last year. Cattle on feed placements are down 2% from last week and 10% from last year, and 5% below the 5 year average. Cattle on feed placements are down 2% from last week and 10% from last year, and 5% below the 5 year average. Beef production is down 0.0% from last week and 0.0% from last year. Beef production is down 0.0% from last week and 0.0% from last year. Slaughter cows sold for 51.00 to 72.00 per cwt. Slaughter bulls sold for 0.00 to 0.00 per cwt

Sale price necessary to breakeven: **$163.09**

*CME Feeder Cattle Index **5 Area Daily Weighted Average

Projected closeout for steers placed on feed this week:

- Projected Sale Date @ 150 days on feed = November 27, 2023

***Cost** of 750 lb. steer delivered @ $230.97 per cwt. + $15 freight:	$1,747.28
Feed Cost for 600 lbs. @ $1.21 per lb.	$726.00
Interest on cattle cost for 165 days:	$66.42
Interest on feed cost:	$13.80
Total Cost & Expense:	**$2,553.49**
****Sale proceeds:** 1,350 lb. steer @ **$183.52** per cwt:	**$2,477.52**
This week's Profit/(Loss) per head:	**($75.97)**
Profit/(Loss) per head for previous week:	($105.79)
Change from previous week:	+$29.82
Sale price necessary to breakeven:	**$189.15**

*CME Feeder Cattle Index **December Live Cattle Futures Contract

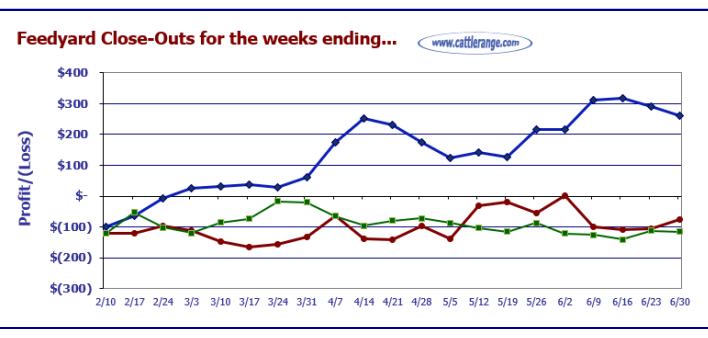

Typical closeout for hedged steers sold this week:	**($115.93)**
Typical closeout for un-hedged steers sold this week:	**$262.09**
Projected closeout for steers placed on feed this week:	**($75.97)**

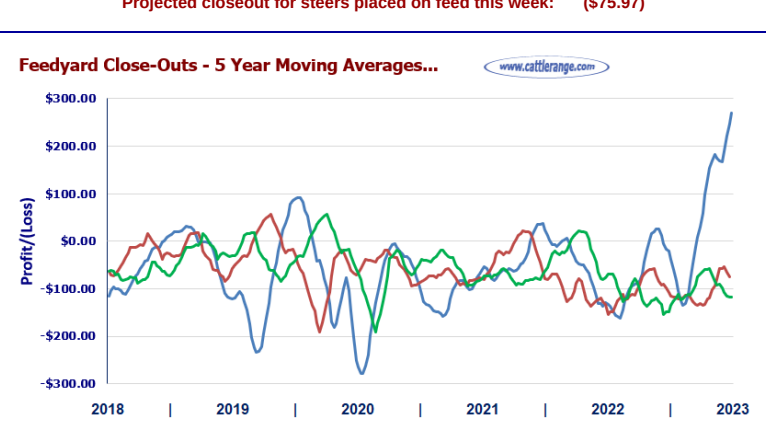

^ Contents

Feeder Steers/Corn Correlation: 5 Year Moving Average
Per cwt. price for feeder & slaughter steers compared to the cost of 25 bushels of corn.

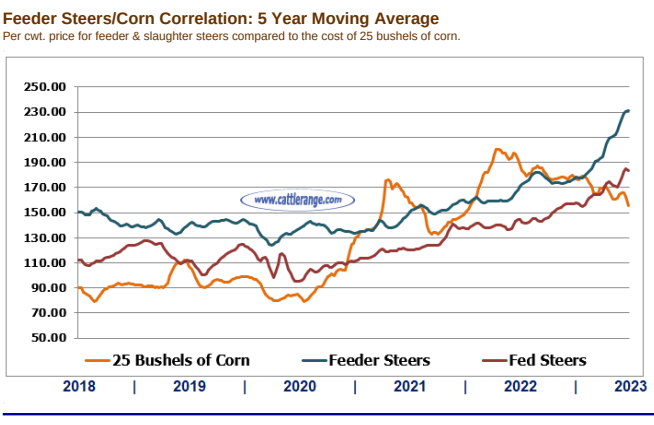

^ Contents

Federally Inspected Slaughter Cattle by Class:
Released by USDA Market News Service on 6/29/23 for week ending 6/17/23

Federally Inspected Slaughter Head & Percentage by Class - U.S.

Cattle	Head	% of Total
Steers	305,062	48.0%
Heifers	193,078	30.4%
Dairy Cows	57,665	9.1%
Other Cows	68,552	10.8%
Bulls	11,767	1.8%
Total	**636,124**	

^ Contents

Boxed Beef Cutouts:

Compared to last week, the choice cutout 6.29 lower at 327.72 and the Select cutout 6.33 lower at 293.63. The Choice/Select spread at 34.09, 0.05 higher.

USDA Estimated Boxed Beef Cut-out Values - as of 1:30pm

Based on negotiated prices and volume of boxed beef cuts delivered within 0-21 days and on average industry cutting yields. Values reflect U.S. dollars per 100 pounds.

	Choice 600-900	Select 600-900
Current Cutout Values:	327.72	293.63
Change from prior day:	(0.33)	(3.55)
Choice/Select spread:	34.09	
Total Load Count (Cuts, Trimmings, Grinds):	98	

Composite Primal Values

	Choice	Select
Primal Rib	501.11	425.33
Primal Chuck	252.47	252.01
Primal Round	238.86	239.25
Primal Loin	483.86	375.25
Primal Brisket	278.02	246.99
Primal Short Plate	254.25	254.25
Primal Flank	233.33	210.31

Load Count And Cutout Value Summary For Prior 5 Days

Date	Choice	Select	Trim	Grinds	Total	Choice 600-900	Select 600-900
06/29	57	24	0	16	96	328.05	297.18
06/28	60	20	15	11	105	327.90	296.68
06/27	80	35	14	17	147	329.23	298.43
06/26	40	21	9	12	82	333.04	299.67
06/23	35	27	0	17	78	334.01	299.96
Current 5 Day Simple Average:						330.45	298.39

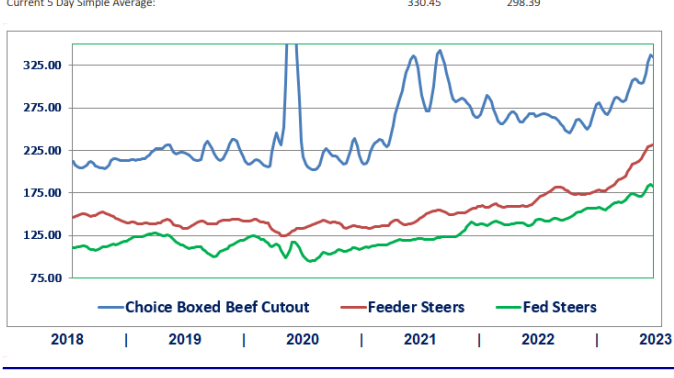

USDA National Steer & Heifer Estimated Grading Percent Report:
Released by USDA Market News Service on 6/29/23 for week ending 6/17/23

National, Regional, and State Breakdown of Official USDA Quality Grades. Percentages derived from each category numerical total, divided by the total number offered for USDA quality grading in each corresponding area.

	National	Region 1-5	Region 6	Region 7-8	Region 9-10
Prime	8.87%	15.66%	4.85%	8.51%	12.58%
Choice	71.68%	71.21%	61.17%	73.57%	77.41%
Select	16.07%	10.07%	29.19%	14.92%	6.07%
Other	3.38%	3.06%	4.79%	2.99%	3.95%

	Nebraska	Kansas	Texas
Prime	8.57%	6.72%	4.85%
Choice	72.42%	75.78%	61.17%
Select	15.16%	14.67%	29.19%
Other	3.84%	2.83%	4.79%

Last Week's Trade Data:

Beef:

Net sales of 12,000 MT for 2023 were down 9 percent from the previous week and 16 percent from the prior 4-week average. Increases were primarily for China (2,500 MT, including decreases of 200 MT), Japan (2,500 MT, including decreases of 500 MT), Canada (1,400 MT, including decreases of 100 MT), Mexico (1,400 MT, including decreases of 100 MT), and Taiwan (1,200 MT, including decreases of 100 MT).

Exports of 15,100 MT were down 15 percent from the previous week and 7 percent from the prior 4-week average. The destinations were primarily to Japan (4,200 MT), South Korea (3,600 MT), China (1,800 MT), Taiwan (1,600 MT), and Mexico (1,400 MT).

Pork:

Net sales of 26,700 MT for 2023 were down 7 percent from the previous week, but up 3 percent from the prior 4-week average. Increases were primarily for Mexico (15,100 MT, including decreases of 200 MT), South Korea (4,100 MT, including decreases of 300 MT), Japan (2,600 MT, including decreases of 300 MT), Colombia (1,300 MT, including decreases of 100 MT), and Canada (1,300 MT, including decreases of 700 MT).

Exports of 29,300 MT were down 3 percent from the previous week and 6 percent from the prior 4-week average. The destinations were primarily to Mexico (9,300 MT), China (3,900 MT), Japan (3,700 MT), South Korea (2,800 MT), and Australia (1,900 MT).

^ Contents

USDA National Retail Beef Report:
National Summary of Advertised Prices for Beef at Major Retail Supermarket Outlets

This week in Beef Retail, the Feature Rate increased by 2.1 percent, the Special Rate posted a 3.6 percent decrease, and the Activity Index showed a 7.3 percent loss. Beef retail ads remained relatively steady compared to last week as the holiday weekend approaches. Cuts from the Rib and Brisket saw more ad space while cuts from the Chuck, Round, Loin, and Ground Beef items saw less.

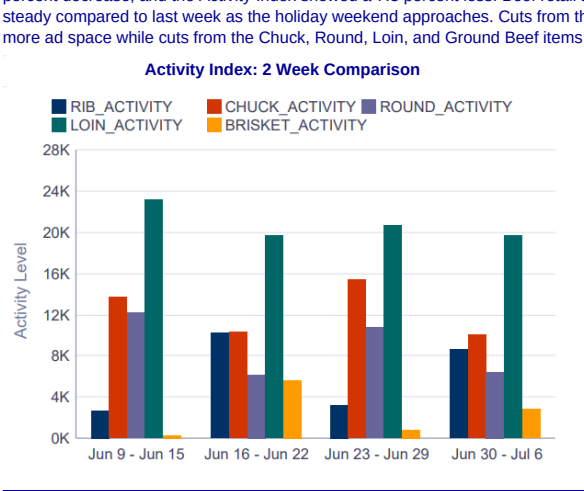

^ Contents

Est. Weekly Meat Production Under Federal Inspection:

Total red meat production under Federal inspection for the week ending Saturday, July 01, 2023 was estimated at 1020.7 million lbs. according to the USDA's Agricultures Marketing Service. This was 1.4 percent lower than a week ago and 1.5 percent higher than a year ago. Cumulative meat production for the year to date was 2.1 percent lower compared to the previous year.

^ Contents

5 Year Bullish/Bearish Consensus Charts from SentimenTrader:

The theory behind the "Bullish/Bearish Consensus" indicator is when the public reaches a consensus, **they are usually wrong:**

- They get too bullish after prices have risen and too bearish after they have already fallen.

Because of this tendency, there are often extremes in opinion right before major changes in trend:

- When the public reaches a bullish extreme, i.e., a great majority thinks prices will keep rising, then prices often decline instead.
- And when they become too bearish, then prices tend to rise.

So when Public Opinion moves above the **red dotted line** in the chart, it means that compared to other readings over the past year, you're seeing **excessive optimism**. You also want to look at the absolute level of Opinion, too - if it's at 90%, then there's no question we're seeing an historic level of bullish opinion. Watch for readings above 80% (or especially 90%) to spot those dangerous times when the public is overly enthusiastic about a commodity.

Conversely, when Public Opinion moves below the **green dotted line**, then the public is **excessively pessimistic** about the commodity's prospects for further gains compared to their opinion over the past year. Looking for absolute readings under 20% (or especially 10%) often indicates an upturn in the market.

Cattle Bullish/Bearish Consensus: 3 Year Chart

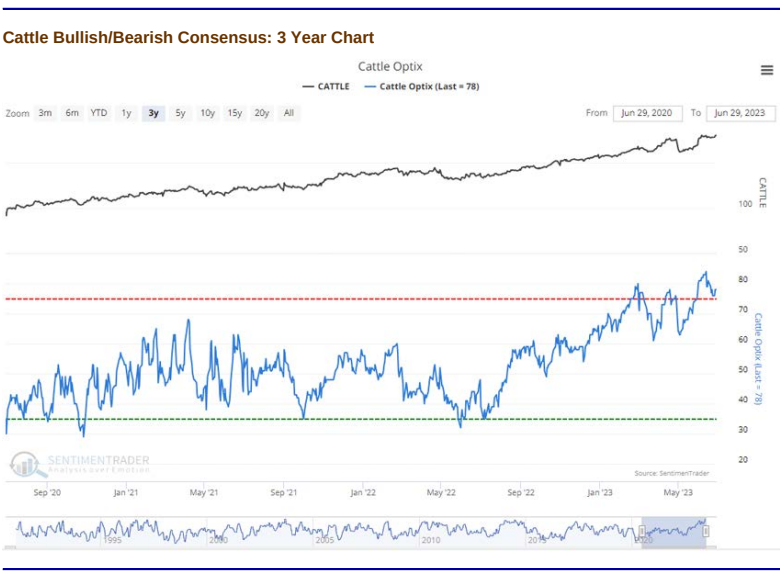

Corn Bullish/Bearish Consensus: 3 Year Chart

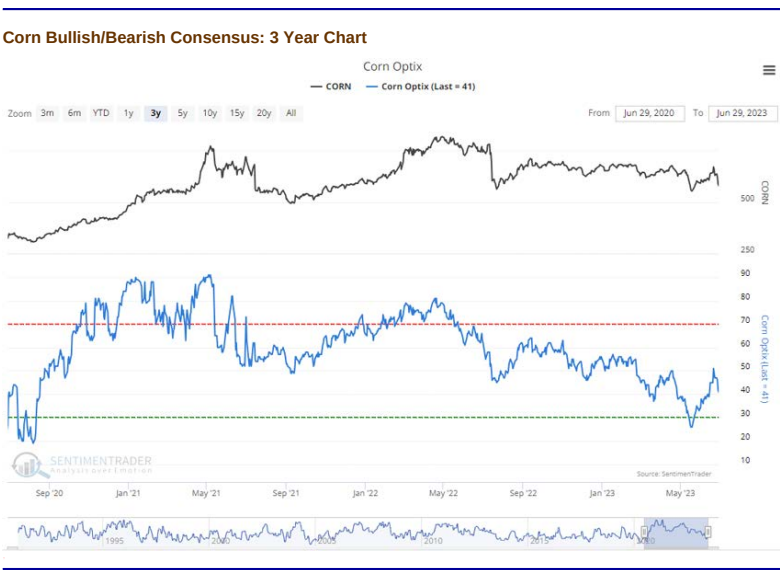

^ Contents

U.S. Dollar - 6 Month Chart:

Over the past 5 years, an average of around 12% of U.S. beef production has been exported, making exports an extremely important factor affecting beef and cattle prices. A strong dollar depresses export demand.

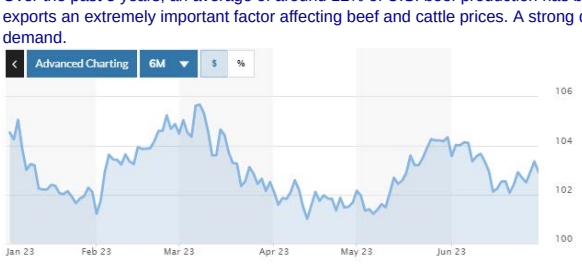

- U.S. Dollar Index

^ Contents

Stock Markets & Economic News:
T. Rowe Price

Disinflation signs boost sentiment

Inflation data released Friday appeared to provide the biggest boost to sentiment. The Commerce Department reported that its personal consumption expenditures (PCE) price index had increased by 0.1% in May, bringing its year-over-year increase down to 3.8%, its lowest level since April 2021. The core (excluding food and energy) PCE index, considered the Federal Reserve's preferred inflation gauge, fell back to 4.6% on a year-over-year basis, still well above the Fed's 2% target, but seemingly calmed fears of a reacceleration in price pressures after April's upside surprise.

Among the other signals of strength in the week's heavy economic calendar:

- Private sector incomes rose 0.5% in May, according to Commerce Department data, well in excess of a 0.1% increase in consumer spending.
- Weekly jobless claims defied expectations and plummeted by 26,000 from a 20-month high to 239,000, marking the sharpest drop since October 2021. Continuing claims also surprised on the downside and fell back to a four-month low.
- The University of Michigan revised its gauge of consumer sentiment higher, pushing it to its best level in four months. The survey's chief researcher attributed the "striking upswing" to the resolution of the debt ceiling standoff but also to "more positive feelings over softening inflation."
- Durable goods orders rose 1.7% in May, defying consensus expectations for a decline of around 1%. Importantly, orders excluding the volatile defense and aircraft segments—widely considered the best proxy for business investment—rose 0.7% after falling the previous month.
- Similarly, May new home sales easily outpaced estimates, rising 12.2% in May, well above expectations for a modest decline and at the fastest pace since February 2022, when rates for a fixed 30-year mortgage were nearly 300 basis points (three percentage points) lower.

U.S. Stocks:

Index	Friday's Close	Week's Change	% Change YTD
DJIA	34,407.60	680.17	3.80%
S&P 500	4,450.38	102.05	15.91%
Nasdaq Composite	13,787.92	295.40	31.73%
S&P MidCap 400	2,622.34	107.40	7.90%
Russell 2000	1,888.73	67.09	7.24%

^ Contents

"**Click Here**" to view a Slide Show of Drought Monitor maps for the last 12 weeks



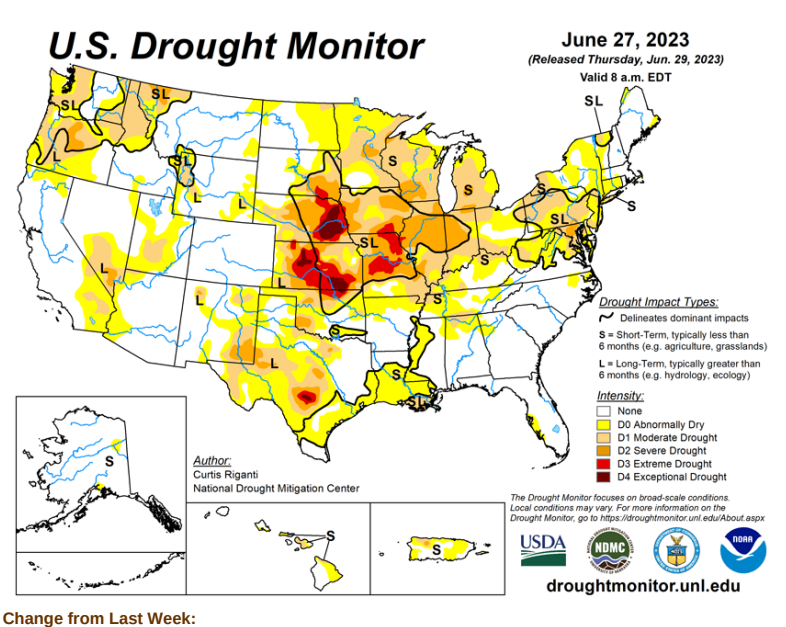

Change from Last Week:

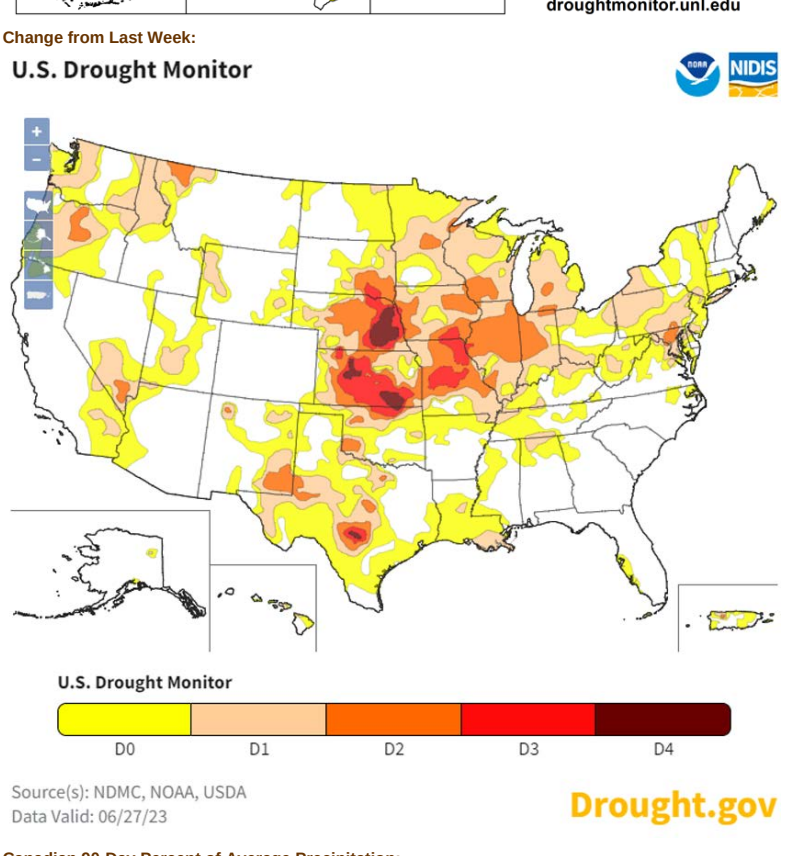

Canadian 90-Day Percent of Average Precipitation:

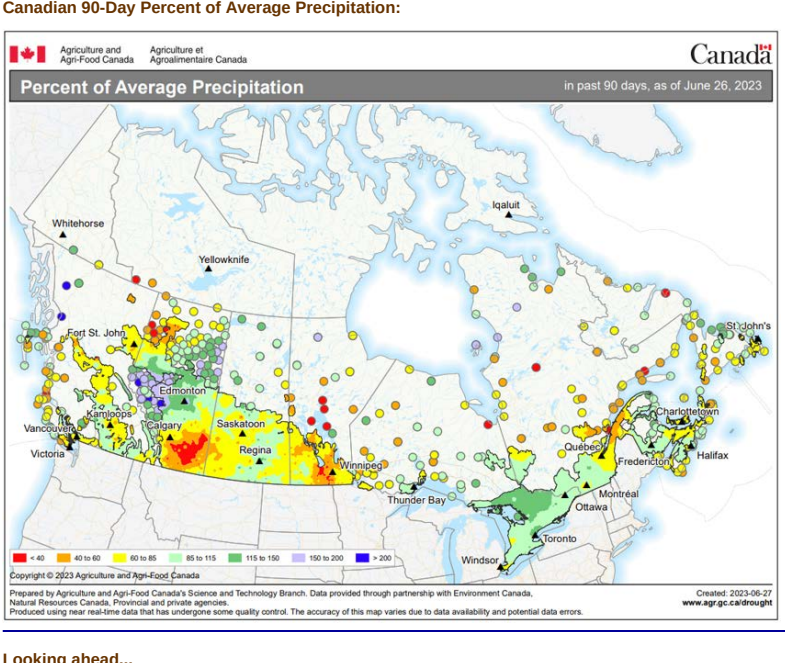

Looking ahead...

Through the evening of Monday, July 3, the National Weather Service Weather Prediction Center is forecasting widespread rain, locally heavy, to fall from southeast Wyoming and northeast Colorado eastward across Nebraska and northern Kansas, southern Iowa and northern Missouri, and farther east into the Midwest and Ohio River Valley. Rainfall amounts in central Illinois may exceed 3 inches locally. Widespread moderate and locally heavy rainfall amounts are forecast in parts of the Appalachian Mountains as well. Locally heavy rains are forecast in southern Florida during this period as well. West of the Continental Divide, mostly dry weather is expected.

Looking ahead to the period from July 4-8, the National Weather Service Climate Prediction Center forecast favors above-normal precipitation across much of the contiguous U.S., especially from eastern Idaho through Nebraska and northern Kansas. Below-normal precipitation is favored in Arizona and in western Washington and northwest Oregon. Below- or near-normal temperatures are favored in the northwestern Great Plains, while above-normal temperatures are likely in the south-central U.S., south Florida and the eastern Great Lakes, with warmer-than-normal temperatures slightly favored across much of the eastern and southern U.S., excluding southern California and the southern Appalachians. Warmer-than-normal temperatures are also strongly favored in the Pacific Northwest. Wetter-than-normal weather is favored across Alaska, except for the Panhandle, where below-normal rainfall is slightly favored. Warmer-than-normal temperatures are slightly favored in the north slope and Arctic Coast regions of Alaska, and in the far southeastern Alaska Panhandle. Cooler-than-normal conditions are favored across roughly the southwestern half of Alaska.

Precipitation & Temperature Outlooks:

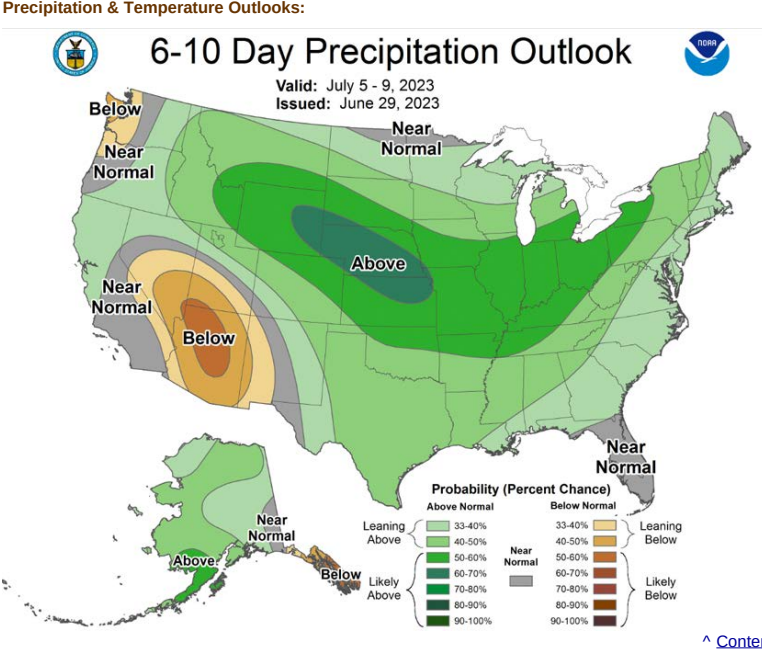

^ Contents

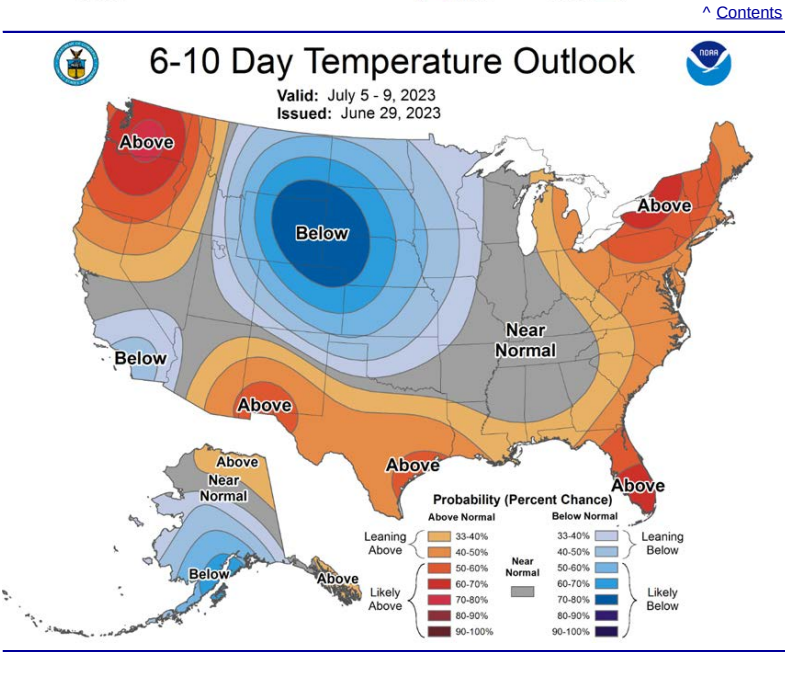

^ Contents

Corn Crop and Pasture & Range Conditions:

Corn Condition – Selected States: Week Ending June 25, 2023
[These 18 States planted 92% of the 2022 corn acreage]

State	Very poor (percent)	Poor (percent)	Fair (percent)	Good (percent)	Excellent (percent)
Colorado	-	1	13	61	25
Illinois	6	21	47	21	5
Indiana	5	12	36	43	4
Iowa	2	10	32	48	8
Kansas	2	8	35	45	10
Kentucky	1	7	32	54	6
Michigan	5	25	42	23	5
Minnesota	2	9	32	45	12
Missouri	9	16	44	29	2
Nebraska	7	9	27	43	14
North Carolina	1	2	25	62	10
North Dakota	1	4	30	61	4
Ohio	1	3	30	61	5
Pennsylvania	4	10	28	54	4
South Dakota	4	13	36	44	3
Tennessee	-	4	23	58	15
Texas	1	7	29	47	16
Wisconsin	3	14	41	35	7
18 States	4	11	35	42	8
Previous week	3	9	33	47	8
Previous year	2	6	25	55	12

- Represents zero.

Pasture and Range Condition – Selected States: Week Ending June 25, 2023
[National pasture and range conditions for selected States are weighted based on pasture acreage and/or livestock inventories]

State	Very poor (percent)	Poor (percent)	Fair (percent)	Good (percent)	Excellent (percent)
Alabama	-	1	13	83	3
Arizona	6	21	31	27	15
Arkansas	2	14	39	41	4
California	-	5	15	40	40
Colorado	-	5	16	44	35
Connecticut	-	-	80	20	-
Delaware	3	8	40	40	9
Florida	1	3	22	45	29
Georgia	3	8	32	50	7
Idaho	-	7	21	55	17
Illinois	18	28	45	8	1
Indiana	5	12	47	34	2
Iowa	8	27	42	20	3
Kansas	9	20	40	29	2
Kentucky	5	10	35	47	3
Louisiana	8	12	26	45	9
Maine	-	-	51	49	-
Maryland	4	24	41	28	3
Massachusetts	-	-	20	60	20
Michigan	24	44	22	9	1
Minnesota	7	20	27	43	3
Mississippi	1	6	36	50	7
Missouri	13	55	26	6	-
Montana	1	4	35	46	14
Nebraska	14	21	28	29	8
Nevada	-	-	30	30	40
New Hampshire	-	-	12	72	16
New Jersey	4	5	31	60	-
New Mexico	10	18	43	9	20
New York	2	8	47	36	7
North Carolina	1	3	18	75	3
North Dakota	1	6	36	53	4
Ohio	1	9	36	53	1
Oklahoma	4	13	30	48	5
Oregon	1	10	58	21	10
Pennsylvania	12	23	34	31	-
Rhode Island	-	50	50	-	-
South Carolina	1	1	21	73	4
South Dakota	10	16	43	27	4
Tennessee	3	9	32	50	6
Texas	17	26	26	24	7
Utah	-	1	20	63	16
Vermont	-	-	-	35	65
Virginia	3	24	39	34	-
Washington	1	5	51	37	6
West Virginia	5	15	36	38	6
Wisconsin	7	20	35	34	4
Wyoming	4	9	33	53	1
48 States	8	16	32	33	11
Previous week	7	14	35	35	9
Previous year	19	24	26	28	3

- Represents zero.

^ Contents

Weekly Grain Market Review:

Grain Prices	06/30/23	Last Week	1 Month Ago	1 Year Ago	5 Yr. Avg.
Omaha Corn	5.51	6.51	6.79	7.55	5.15
Kansas City Wheat	7.42	8.07	7.72	8.81	6.45
Sept Corn Futures	4.8850	5.8475	6.0200	6.1975	5.0177
Sept Wheat Futures	6.5100	7.4650	6.4900	8.4600	6.4931

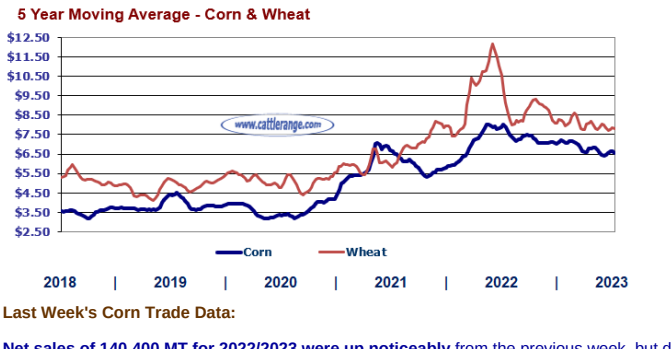

Last Week's Corn Trade Data:

Net sales of 140,400 MT for 2022/2023 were up noticeably from the previous week, but down 16 percent from the prior 4-week average. Increases primarily for Japan (103,700 MT, including 112,900 MT switched from unknown destinations and decreases of 3,600 MT), Mexico (92,700 MT, including decreases of 900 MT), Taiwan (18,500 MT), Jamaica (18,100 MT), and El Salvador (8,300 MT, including 7,500 MT switched from Honduras and decreases 900 MT), were offset by reductions for unknown destinations (87,500 MT), Colombia (14,500 MT), and Honduras (6,300 MT). Net sales of 123,500 MT for 2023/2024 were reported for Mexico (79,500 MT), Honduras (29,400 MT), and Canada (14,600 MT).

Exports of 605,300 MT were down 9 percent from the previous week and 47 percent from the prior 4-week average. The destinations were primarily to Mexico (315,600 MT), Japan (138,300 MT), Colombia (53,400 MT), El Salvador (24,400 MT), and Panama (19,700 MT).

^ Contents

Regional Auction Reports... Click Link to view entire report

Friday/Saturday Auctions:

Burwell Livestock Auction Market - Burwell NE
This Week:
Last Reported:
Last Year:
Summer Schedule... No sale this week.

Ft. Pierre Livestock Auction - Ft. Pierre SD
This Week:
Last Reported:
Last Year:
Summer Schedule... No sale this week. The next sale is July 7, 2023.

Lexington Livestock Market - Lexington, NE
This Week: 2,228
Last Reported: 1,900
Last Year: 2,784
First reported sale in recent weeks a trend is not applicable. Demand was good from the buyers in the crowd.

Torrington Livestock Commission - Torrington WY
This Week: 1,578
Last Reported: 1,501
Last Year: 2,042
Compared to last week: slaughter and feeder cows traded mostly steady in the morning then moving 4.00 to 6.00 higher throughout the day. Slaughter bulls trading fully steady to last week. A nice offering of package trade on cow calf pairs and feeder cattle.

Cattleman's Livestock Auction - Belen NM
This Week: 499
Last Reported: 532
Last Year: 481
No comparison with last week due to reporters absence, but a lower trend was noted. Trade and demand moderate. Special note: there will be no sale June 30.

Eastern MO Commission Company - Bowling Green, MO
This Week: 2,052
Last Reported: 777
Last Year: 1,964
Compared to the last special two weeks ago, steer calves weighing 500-700 lbs sold steady, with 700-850 lbs selling with a firm undertone on limited comparisons. Feeder heifers under 550 lbs were lightly tested, with 550-600 lbs selling steady and weights over 650 lbs mostly pot loads lots and bigger bunches all sold with a firm to higher undertone.

Smith County Commission - Carthage TN
This Week: 937

Last Reported: 1,054
Last Year: 744
Compared to last week, Feeder Steers 3.00-8.00 higher; Feeder Bulls 3.00-5.00 lower; Feeder Heifers steady to 5.00 lower; Slaughter Cows steady to 2.00 higher; Slaughter Bulls steady to 2.00 higher.

Carolina Stockyards – Livestock Auction – Siler City, NC
This Week: 1,190
Last Reported: 1,247
Last Year: 1,271
Slaughter cattle were up 1.00 this week compared to last week . Feeder cattle steady this week compared to last week. Demand was moderate ; market activity and buyer interest were moderate. Offerings moderate with quality average.

Monday Auctions:

Sioux Falls Regional Livestock Report - Worthing SD
This Week: 3,671
Last Reported: 1,487
Last Year: 3,113
Compared to last week: Feeder steers and heifers sold with substantially higher undertones, except, 750 lb - 800 lb heifers 3.00 to 4.00 lower. Demand for this eye appealing offering of cattle was outstanding. Light weight steers and heifers were a very hot commodity. Heifers under 700 lbs exceeded the steer prices from a week ago.

Tri-State Livestock Auction Market - McCook NE
This Week: 700
Last Reported: 1,165
Last Year: 975
No comparison to last week. Demand was good on a short run. No sale next week. Next sale will be July 10. Summer Schedule... No sale this week.

Oklahoma National Stockyards Feeder Cattle - Oklahoma City OK
This Week: 6,946
Last Reported: 6,067
Last Year: 7,633
Compared to last week: Feeder steers 3.00-8.00 higher, instance to 15.00 higher. Feeder heifers 2.00-5.00 higher. Demand good for feeder cattle. Steer calves 4.00-8.00 lower, 400-500 lbs. steady. Heifer calves 4.00-6.00 lower. Demand moderate for calves. Quality average.

Roswell Livestock Auction - Roswell NM
This Week: 906
Last Reported: 1,168
Last Year: 1,700
Compared to last week; Steer calves 300-400 lbs sold steady to sharply higher, 400-450 lbs were 8.00 lower.450-500 lbs sold 5.00 higher. 500-550 lbs steers were 8.00 lower. Feeder steers 600-650 sold 3-00 lower. Heifer calves under 300 lbs sold 2.00 higher while 350-500 lbs were 2.00-3.00 lower Feeder heifers had insufficient numbers to compare. Slaughter cows were steady to 1.00 higher and slaughter bulls sold steady.

Joplin Reg. Stockyards Feeder Cattle - Carthage MO
This Week: 10,989
Last Reported: 8,291
Last Year: 10,440
Compared to last week feeder steers sold 5.00-10.00 higher. Feeder heifers Under 575 lbs. sold steady to 6.00 lower with heavier weights selling steady to 4.00 higher. Supply was heavy with very good demand. The sale included a yearling special.

Callaway Livestock Center - Kingdom City MO
This Week: 2,234
Last Reported: 2,692
Last Year: 2,572
Compared to last week, steer calves weighing 450-550 lbs sold steady to 5.00 lower, with 550-650 lbs selling with a firm to higher undertone compared to last week's lighter offering, over 650 lbs were lightly tested. Feeder heifers weighing 450-550 lbs on a much lighter offering and quality not as attractive sold with a lower undertone, 550-650 lbs sold steady with over 650 lbs not well tested. Demand was moderate to good on a moderate offering.

Mid-South Livestock - Unionville TN
This Week: 984
Last Reported: 1,049
Last Year: 888
Compared to last week, Feeder Steers 2.00-7.00 lower, with steers weighing 600-700 being 2.00-5.00 higher; Feeder Bulls steady to 5.00 higher; Slaughter Cows mostly steady; Slaughter Bulls steady to 3.00 higher.

United Producers Inc. - Irvington KY
This Week:
Last Reported:
Last Year:
No sale reported this week.

Blue Grass South Livestock Market - Stanford KY
This Week: 325
Last Reported: 280
Last Year: 433
Compared to last Monday: Feeder steers and heifers mostly steady, Good demand for feeder and yearling classes. Slaughter cows and bulls steady, Good demand for slaughter classes.

Tuesday Auctions:

Lonestar Stockyards - Wildorado, TX
This Week: 636
Last Reported: 438
Last Year: 0
Compared to last week: Not enough comparable sales for a market trend. Trade activity was moderate on moderate to good demand. ***No sale July 4th for Independence Day. Auction will resume Tuesday, July 11th. ***

Winter Livestock Auction - Riverton, WY
This Week: 418
Last Reported: 851
Last Year: 559
Compared to two weeks ago; slaughter cows unevenly steady instance 4.00 higher with slaughter bulls mostly steady instances 3.00-5.00 lower not as attractive as last sale. Light offering feeder calves so no comparisons available. Demand good with good buyer participation. Summer schedule: Next sale will be JULY 11.

Miles City Livestock Commission Auction - Miles City, MT
This Week: 766
Last Reported: 611
Last Year: 843
Compared to last week: Feeder cattle were all too lightly tested to develop any market trend. Demand was mostly good for very light offerings. Quality this sale was mostly plain. Demand was mostly good for very light offerings. Most feeder cattle were offered as singles or in very small groups. Market activity was mostly active this week. Weigh up cows sold on moderate to good demand for moderate offerings. Slaughter cows sold mostly 2.00-4.00 higher on breaking and boning cows, lean cows sold mostly 1.00-2.00 higher.

Winter Livestock - La Junta CO
This Week:
Last Reported:
Last Year:
This report will not be available due to the lack of receipts. The next report will be as receipts warrant.***

OKC West Livestock Auction - El Reno, OK
This Week: 1,500
Last Reported: 6,335
Last Year: 12,806
Compared to last week: Steer and heifer calves sold fully steady. Demand moderate. Quality average to attractive. The OKC West Livestock Auction will will be closed the week of 07/03-05/23. Sales will resume the week of 07/10-13/23.

Ozarks Regional Stockyards - West Plains MO
This Week: 3,440
Last Reported: 4,301
Last Year: 6,094
Compared to last week, calves under 700 lbs. sold mostly 5.00 lower, a light test of weights under 500 lbs. had spots of 10.00 lower. Feeders over 700 lbs. sold steady to 2.00 higher although true comparisons of like kinds and weights were limited with the previous sale. There will be no sale at ORS July 4-5 due to the Independence Day Holiday.

Mid-State Stockyards LLP - Letohatchee, AL
This Week: 2,001
Last Reported: 1,406
Last Year: 1,299
Compared to one week ago: Slaughter cows and bulls sold 2.00 to 6.00 higher. Replacement cows sold steady. Feeder cattle sold 5.00 to 10.00 lower.

Blue Grass Stockyards - Lexington, KY
This Week: 929
Last Reported: 813
Last Year: 1,166
Compared to last Tuesday feeder steers sold steady to 3.00 higher with very good demand for weaned packages. Feeder heifers sold steady with good demand. Yearlings sold 5.00 to 7.00 higher with very good demand. Slaughter cows sold 2.00 to 3.00 higher with good demand. Slaughter bulls sold steady with good demand.

Wednesday Auctions:

Hub City Livestock Auction - Aberdeen SD
This Week:
Last Reported:
Last Year:
Sale not reported today due to a light run of feeder cattle. No sale next week due to Fourth of July holiday.

Bassett Livestock Auction - Bassett NE
This Week: 8,505
Last Reported: 4,990
Last Year: 7,340
No recent test of market for an accurate comparison a trend will not be given for steers or heifers. Demand was very good for all offerings of Fall calves and Yearlings, several buyers in the barn today and active internet bidding. Next Auction Date July 12th BBQ Appreciation Auction.

Huss Platte Valley Auction - Kearney NE
This Week: 1,567
Last Reported: 2,613
Last Year: 3,115
Compared to two weeks ago, steers over 600 lbs sold steady to 5.00 higher and heifers over 600 lbs sold steady.

OKC West - El Reno OK
This Week: 6,252
Last Reported: 6,335
Last Year: 12,806
Compared to last week: Feeder steers and heifers traded sharply higher mostly 5.00-15.00 higher, few instances of steers sold up to 18.00 higher. Demand good to very good for feeder cattle. Steer and heifer calves sold fully steady. Demand moderate. Quality average to attractive. *** No sales next week due to the July 4th Holiday ***

Clovis Livestock Auction - Clovis, NM
This Week: 1,202
Last Reported: 1,300
Last Year: 1,751
Compared to last week; Steer calves under 500 lbs had too low of numbers this week on comparable sales to report.. 500-600 lb steers were 10.00 higher. Heifer calves 350-400 lbs sold 6.00 higher while 400-550 lbs were significantly lower. Feeder heifers and heifer calves over 550 lbs were sharply higher. Slaughter cows were 3.00 higher to 7.00 lower while slaughter bulls sold 4.00-5.00 higher.

Winter Livestock Feeder Cattle Auction - Dodge City KS
This Week:
Last Reported:
Last Year:
*** Winter LIvestock in Dodge City will not have a sale on Wednesday June 28 and on Wednesday July 5 for harvest and holiday break. ***

Bloomfield Livestock Market - Bloomfield, IA
This Week:
Last Reported:
Last Year:
Summer schedule... No sale report this week.

Springfield Livestock Auction - Springfield MO
This Week: 1,177
Last Reported: 1,482
Last Year: 1,248
Compared to last week, steers under 750lbs sold steady to 6.00 lower and steers over 750lbs had little to compare to last week but traded with a firm undertone. The best test of heifers weighing 500lbs to 700lbs traded steady to 4.00 lower. *** There will be no sales next week, July 3 - 7 at the SLMC due to the Independence Day Holiday. ***

South Central Regional Stockyards - Vienna, MO
This Week: 2,200
Last Reported: 1,293
Last Year: 1,072
Compared to the last special two weeks ago, steer calves under 600 lbs were lightly tested on limited offerings but sold with a lower undertone, 600-700 lb steers on comparable sales sold firm to 5.00 higher, spots 8.00 higher on the 600-650 lb steers, over 700 lbs were not tested. Feeder heifers weighing 450-500 lbs sold steady to firm, spots 3.00 higher, with 500-600 lb heifers on a nice quality offering selling mostly 10.00 higher with 6 weight heifers steady on a light test. **South Central Stockyards will be closed next week July 5th**

Roanoke Stockyard - Roanoke AL
This Week: 1,016
Last Reported: 1,326
Last Year: 1,288
Compared to one week ago: Feeder steers sold 3.00 to 5.00 higher, feeder bulls and heifers sold unevenly steady. Slaughter cows and bulls sold steady to 1.00 higher. Replacement cows and pairs sold mostly steady. This report will not be published next week due to the July 4th holiday. Market coverage will resume 7/12/23

Blue Grass Stockyards - Albany KY
This Week: 709
Last Reported: 814
Last Year: 930
Compared to last week: Feeder steers sold steady to 3.00 higher. Feeder heifers sold steady to 2.00 higher. Feeder bulls sold steady. Demand was good across the board on all feeder classes but strongest demand was on weaned feeder packages. Slaughter cows and bulls remained steady.

Thursday Auctions:

Billings Livestock Commission Cattle Auction - Billings, MT
This Week:
Last Reported:
Last Year:
No sales the next two weeks. Next sale July 6th

Mitchell Livestock Auction – Mitchell SD
This Week: 4,122
Last Reported: 3,523
Last Year: 1,806
Compared to two weeks ago: Feeder steers sold on a very good higher undertone, some very thin fleshed steers brought top dollars today. Steers 1000 lbs. and over sold 2.00 higher. Feeder heifers up to 850 lbs. sold on a much higher undertone. heifers 850-1000 lbs. sold steady to 4.00 higher. Demand was very good. NO Feeder Cattle Auction on July 6th.

Valentine Livestock Auction - Valentine NE
This Week:
Last Reported:
Last Year:
Next Auction Dates on July 6th and 13th

Apache Livestock Auction - Apache, OK
This Week: 892
Last Reported: 1,714
Last Year: 2,667
Compared to last week: Feeder steers unevenly steady. Feeder heifers mostly 4.00 to 5.00 lower. Steer calves not enough comparable cattle for a market test. Heifer calves mostly 3.00 to 6.00 higher. Quality good to attractive with good demand. Slaughter cows 2.00 to 6.00 higher. Slaughter bulls 3.00 higher. **APACHE AUCTION WILL BE CLOSED JULY 3 THRU JULY 7 FOR INDEPENDANCE DAY**

Woodward Wtd Avg Cattle - Woodward OK
This Week: 1,827
Last Reported: 0
Last Year: 0
Compared to last week: Feeder steers 8.00 to 15.00 higher. Feeder heifers unevenly steady on a light test. Steer and heifer calves mostly steady. Demand was moderate. Quality plain to average.

Pratt Livestock Auction - Pratt KS
This Week:
Last Reported:
Last Year:
*** Report will not be published June 29 and July 6, 2023 due to harvest and holiday break ***

Farmers & Ranchers Livestock - Salina KS
This Week:
Last Reported:
Last Year:
NO Cattle Auction this week or on July 6th.

Cattleman's Livestock Auction - Dalhart TX
This Week: 1,501
Last Reported: 1,176
Last Year: 1,896
Compared to last week feeder steers and heifers traded 15.00 to 20.00 higher. Steer and heifer calves traded 10.00 higher. Slaughter cows and bulls traded 2.00 to 4.00 higher. Trading was active on high demand.

New Cambria Livestock Market - New Cambria, MO
This Week: 1,470
Last Reported: 1,900
Last Year: 1,250
Compared to a slight down turn two weeks ago, steers sold 8.00 to 15.00 higher and heifers 10.00 to 20.00 higher. Slaughter cows steady. Pretty balanced offering of calves and yearlings this week including a half dozen loads of backgrounded cattle, all from longtime reputation producers.

Calhoun Stockyard - Calhoun, GA
This Week: 252
Last Reported: 570
Last Year: 350
Compared to one week ago, slaughter cows and bulls mostly steady, feeder classes lightly tested, and replacement cows lightly tested. This market will not be covered next week for July 4th holiday. Market coverage will resume on July 13, 2023

Toppenish Livestock Auction - Toppenish, WA
This Week: 1,680
Last Reported: 1,350
Last Year: 1,560
Compared to last Thursday, stocker and feeder cattle firm in a light test. CME feeder cattle market led the way on Thursday with 0.56% to 0.88% front month gains of triple digits. August feeders closed up by $2.12, and got to within $2.50 of their LoC high. Slaughter cows steady. Slaughter bulls firm.

Bluegrass Stockyards South - Stanford KY
This Week: 1,103
Last Reported: 1,661
Last Year: 2,110
Compared to last Thursday: Feeder steers under 800 lbs 5.00-8.00 higher, over 800 lbs 8.00-12.00 higher, Feeder heifers 5.00-8.00 higher. Good demand for feeders and very good demand for yearlings. Slaughter cows and bulls steady, Good demand for slaughter classes.

Paris Stockyards - Paris KY
This Week: 1,182
Last Reported: 2,206
Last Year: 1,234
Compared to last week feeder steers sold steady to 2.00 higher. Feeder heifers sold mostly steady. There was good demand for feeder classes. Slaughter cows sold 2.00 to 4.00 higher. Slaughter bulls sold 1.00 to 2.00 higher. There was good demand for slaughter classes. No sale on Thursday July 6th for the observance of the July 4th holiday.

---

^ Contents

Direct Sales of Feeder & Stocker Cattle... Click Link to view entire report

Colorado Direct Cattle Report
This Week: 1,892
Last Reported: 2,094
Last Year: 4,723
Compared to last week: Not enough Current FOB trades last week for a trend. Demand moderate to good. Supply included: 100% Feeder Cattle (7.2% Steers, 92.8% Heifers). Feeder cattle supply over 600 lbs was 100%. Unless otherwise noted, Feeder Cattle prices FOB based on net weights after a 2-3% shrink or equivalent, with a 4-8 cent slide > 600 lbs. Livestock reported this week originated from AZ, CO, FL, NC, NE, OK, UT

Eastern Cornbelt Direct Cattle Report (IL/IN/MI/MN/OH/KY)
This Week: 2,363
Last Reported: 384
Last Year: 1,666
Compared to last week: Not enough Current FOB trades last week for a trend. Demand moderate to good. Supply included: 100% Feeder Cattle (20% Steers, 80% Heifers). Feeder cattle supply over 600 lbs was 100%. Unless otherwise noted, Feeder Cattle prices FOB based on net weights after a 2-3% shrink or equivalent, with up to a 15 cent slide > 600 lbs. Livestock reported this week originated from KY, TN.

Kansas Direct Feeder Cattle Report
This Week: 4,695
Last Reported: 884
Last Year: 5,596
Compared to last week: Limited comparable current FOB trades for a market trend, although a higher undertone is noted. Demand good. Supply included: 100% Feeder Cattle (67.6% Steers, 32.4% Heifers). Feeder cattle supply over 600 lbs was 100%. Unless otherwise noted, Feeder Cattle prices FOB based on net weights after a 2-3% shrink or equivalent, with a 4-8 cent slide > 600 lbs. Livestock reported this week originated from AL, AR, KS, OK, TN, TX

Missouri Direct Cattle Report
This Week: 195
Last Reported: 130
Last Year: 225
Compared to last week: Not enough comparable Current FOB trades for a trend but a higher undertone was noted on limited offerings. Demand good. Supply included: 100% Feeder Cattle (71.8% Steers, 28.2% Heifers). Feeder cattle supply over 600 lbs was 71%. Unless otherwise noted, Feeder Cattle prices FOB based on net weights after a 2-3% shrink or equivalent, with up to a 15 cent slide > 600 lbs and up to a 20 cent slide < 600 lbs. Livestock reported this week originated from MO.

Montana Direct Cattle Report
This Week: 350
Last Reported:
Last Year:
Compared to last week: No trades last week for a trend. Demand good. Supply included: 100% Feeder Cattle (100% Steers). Feeder cattle supply over 600 lbs was 100%. Unless otherwise noted, Feeder Cattle prices FOB based on net weights after a 2-3% shrink or equivalent, with up to a 15 cent slide > 600 lbs. Livestock reported this week originated from MT

New Mexico Direct Cattle Report
This Week: 563
Last Reported: 4,340
Last Year: 3,995
Compared to last week: Not enough current FOB steers to test trends. Feeder heifers not established. Demand good for the limited supply. Supply included: 100% Feeder Cattle (77.4% Steers, 12.6% Dairy Steers, 9.9% Dairy Heifers). Feeder cattle supply over 600 lbs was 41%. Unless otherwise noted, Feeder Cattle prices FOB based on net weights after a 2-3% shrink or equivalent, with a 4-8 cent slide > 600 lbs. and 8-12 cent slide < 600 lbs. Livestock reported this week originated from NM

Northwest Direct Cattle Report (WA/OR/ID/UT)
This Week: 1,178
Last Reported: 590
Last Year: 345
Compared to last week: Not enough Current FOB trades last week for a trend. Demand moderate to good. Supply included: 100% Feeder Cattle (24.2% Steers, 37.9% Dairy Steers, 37.9% Dairy Heifers). Feeder cattle supply over 600 lbs was 100%. Unless otherwise noted, Feeder Cattle prices FOB based on net weights after a 2-3% shrink or equivalent, with a 4-8 cent slide > 600 lbs. Livestock reported this week originated from CA, ID, UT.

Oklahoma Direct Cattle Report
This Week: 1,199
Last Reported: 1,165
Last Year: 2,315
Compared to last week: Feeder steers traded sharply higher with instances up to 8.00 higher. Feeder heifers were lightly tested on a Current FOB basis last week but a higher undertone was noted. Demand good. Supply included: 100% Feeder Cattle (20% Steers, 80% Heifers). Feeder cattle supply over 600 lbs was 100%. Unless otherwise noted, Feeder Cattle prices FOB based on net weights after a 2-3% shrink or equivalent, with up to a 15 cent slide > 600 lbs and up to a 20 cent slide < 600 lbs. Livestock reported this week originated from OK.

Southeast Direct Cattle Report (AL/AR/FL/GA/LA/MS/TN)
This Week: 3,503
Last Reported: 1,473
Last Year: 4,892
Compared to last week: Current FOB steers and heifers sold 2.00 to 5.00 higher. Trade was fairly active on good demand. Supply included: 100% Feeder Cattle (57.4% Steers, 3.3% Dairy Steers, 39.3% Heifers). Feeder cattle supply over 600 lbs was 79%. Unless otherwise noted, Feeder Cattle prices FOB based on net weights after a 2-3% shrink or equivalent, with up to a 15 cent slide > 600 lbs and up to a 20 cent slide < 600 lbs. Current Delivery is within 14 days after report date. Livestock reported this week originated from AL, AR, FL, GA, LA, MS, TN

Southwest Direct Cattle Report (AZ/CA/NV)
This Week: 5,995
Last Reported: 919
Last Year: 5,585
Compared to last week: No current FOB trades to test trends. Demand remains very good. Supply included: 100% Feeder Cattle (100% Dairy Steers). Feeder cattle supply over 600 lbs was 0%. Unless otherwise noted, Feeder Cattle prices FOB based on net weights after a 2-3% shrink or equivalent, with a and 5-10 cent slide < 600 lbs. Livestock reported this week originated from ID, KY, NM, WA.

Texas Direct Cattle Report
This Week: 15,627
Last Reported: 16,215
Last Year: 27,223
Compared to last week: Current FOB steers and heifers sold mostly 1.00 to 5.00 higher, with instances 8.00 higher. Trade was fairly active on good demand. Supply included: 100% Feeder Cattle (47.7% Steers, 2.7% Dairy Steers, 48.3% Heifers, 1.4% Dairy Heifers). Feeder cattle supply over 600 lbs was 91%. Unless otherwise noted, Feeder Cattle prices FOB based on net weights after a 2-3% shrink or equivalent, with up to a 15 cent slide > 600 lbs and up to a 20 cent slide < 600 lbs. Current Delivery is within 14 days after report date. Livestock reported this week originated from AL, AR, AZ, CA, CO, GA, KY, LA, MO, MS, NM, OK, TN, TX

Wyoming-Nebraska Direct Cattle Report
This Week: 283
Last Reported: 660
Last Year: 415
Compared to last week steers and heifers traded on an FOB basis sold steady. Demand continues to be good for calves and feeder cattle that can be placed on feed. Hope you have a Happy 4th of July! Supply included: 100% Feeder Cattle (74.2% Steers, 25.8% Heifers). Feeder cattle supply over 600 lbs was 100%. Unless otherwise noted, Feeder Cattle prices FOB based on net weights after a 2-3% shrink or equivalent, with a 8-10 cent slide > 600 lbs. Livestock reported this week originated from MO, NE.

- **Extensive U.S. & Canadian Auction Results are available on The Cattle Range**

---

^ Contents

USDA Weekly Hay Reports: "Click" on links for detailed report

- Alabama
- California
- Colorado
- Idaho
- Iowa
- Kansas
- Missouri
- Montana
- Nebraska
- New Mexico
- Oklahoma
- Oregon
- South Dakota
- Texas
- WA/OR Columbia Basin
- Wyoming

---

^ Contents

Although all information is from sources believed to be accurate & timely, The Cattle Range expressly disclaims all warranties, expressed or implied, as to the accuracy of any of the contents provided and shall not be liable for decisions or actions taken based on the data/information/opinions contained within.

Copyright © 2023 - The Cattle Range - All Rights Reserved