The Cattle Range

www.cattlerange.com

Weekly Market Summary

For the week ending March 27, 2026

Compared to last week, fed cattle trade was steady with feeder cattle and stocker calves moderately higher. Cattle futures were higher, primarily due to sharply higher trade on Friday. The boxed beef cutouts and corn were lower.

Cattle/Beef Market-Strength Indexes

10 Day Index Trendline	60 Day Index Trendline
Change from Previous Day: +2.63%	Change from 60 Days Ago: +2.34%
Change from 10 Days Ago: +3.59%	Change from 60 Day High: -3.73%

Indexes track the daily market values for the past 10 & 60 days. Each value is the weighted total of the Gain/(Loss) for major market factors compared to the previous trading day.

Click Here **to receive the WMS** on Saturday mornings or to have it sent to friends & associates.

Fed Cattle: For the 3rd week in a row, trade in both the Southern and Northern Plains was steady at 235.00. In the 3 front months, Live Cattle futures were 4.45 to 5.35 higher. USDA's steer carcass weight data showed weights averaged 989 lbs. this week, compared to 986 lbs. last week and 945 lbs. a year ago.
S: This Week: 235.00 / Month Ago: 244.00 / Year Ago: 210.00 / 5 Year Avg: 173.94
N: This Week: 235.00 / Month Ago: 243.00 / Year Ago: 214.00 / 5 Year Avg: 175.51

Feeder Steers: The national average price for feeder steers was 380.59, 0.93 higher with trade 2.00 lower to 3.00 higher. In the 3 front months, Feeder Cattle futures were 10.28 to 13.45 higher.
This Week: 380.59 / Month Ago: 383.45 / Year Ago: 295.19 / 5 Year Avg: 231.70

Stocker Steers: The national average price for stocker steers was 489.05, 3.40 higher with trade mostly 2.00 lower to 6.00 higher
This Week: 489.05 / Month Ago: 486.54 / Year Ago: 369.06 / 5 Year Avg: 276.35

CME Feeder Cattle Index: Posted daily by CME for the prior business day
362.98… +0.92 ~ Historic High: 377.37 on 2/19/26
This Week: 362.98 / Month Ago: 372.79 / Year Ago: 287.62 / 5 Year Avg: 228.92

Boxed Beef Cutout: The Choice cutout was 7.14 lower at 392.97 with the Select cutout 3.07 lower at 389.87. The Choice/Select spread is 3.10, 4.07 narrower.
This Week: 392.97 / Month Ago: 379.77 / Year Ago: 332.82 / 5 Year Avg: 307.70

Cutter Cow Cutout: 4.98 higher at 348.92.

Slaughter Cows: Trade mostly 1.00 lower to 5.00 higher.

Total red meat production under Federal inspection for the week ending Saturday, March 28th was estimated at 1022.3 million lbs. according to the USDA Marketing Service. This was 2.4 percent higher than a week ago and 4.7 percent lower than a year ago. Cumulative meat production for the year to date was 3.8 percent lower compared to the previous year.

Corn: May futures closed at 4.6200, 0.0350 lower.

Contents:

- Weekly Market Overview
- Stocker & Feeder Cattle Weekly Receipts
- Feeder & Stocker Steer Prices
- 5 Year Moving Avg. - Stocker, Feeder, & Fed Steers
- Regional Auction Reports
- Direct Sales of Feeder & Stocker Cattle by State
- Cattle Futures' Long-Term Market Outlook
- Mexican Feeder Cattle Weekly Import Summary
- Chart of the Week
- Photo of the Week
- "Shootin' the Bull" Weekly Analysis
- Fed Cattle
- Feedyard Closeouts: Profit/(Loss)
- Feeder Steers/Corn Correlation
- Slaughter Cattle by Class
- Canadian Fed Cattle
- Boxed Beef Cutouts
- USDA National Retail Beef Report
- Est. Weekly Meat Production Under Federal Inspection
- Drought Conditions & Weather Outlook
- National Grain Summary
- Selected Auction Reports
- Direct Sales of Feeder & Stocker Cattle
- Weekly Hay Reports

***Links to the articles below** are included because we found them to be of interest but their content does not necessarily reflect the views of The Cattle Range.*

Click your "Back Button" to return to the WMS.

- Consumer Sentiment Dropped in March
- R-Calf Applauds USDA 'Product of USA' Label; Congress Must Go Further
- USDA Monthly Cold Storage Report
- Australia Projects Record Beef Production & Exports in 2026
- USDA Promotes New, Voluntary "Product of USA" Label
- Farmers & Ranchers only receive about a Nickel out of Every Food Dollar
- Beef Imports: Markets versus Politics

^ Contents

Market Overview:

www.cattlerange.com	03/27/26	Last Week	1 Month Ago	1 Year Ago	5 Yr. Avg.
CME Feeder Index	362.98	362.06	372.79	287.62	228.92
Live Cattle Futures	03/27/26	Last Week	1 Month Ago	1 Year Ago	5 Yr. Avg.
April	238.50	234.05	232.22	208.82	172.57
June	238.77	233.42	229.15	204.85	172.46
August	236.05	230.82	227.80	201.00	173.54
Feeder Futures	03/27/26	Last Week	1 Month Ago	1 Year Ago	5 Yr. Avg.
April	361.45	351.17	351.20	285.17	230.06
May	359.82	346.37	347.20	289.67	232.02
August	357.80	346.12	247.15	290.05	233.81
Fed Cattle	03/27/26	Last Week	1 Month Ago	1 Year Ago	5 Yr. Avg.
S. Central	235.00	235.00	244.00	210.00	173.94
N. Central	235.00	235.00	243.00	214.00	175.51
Feedyard Closeouts	03/27/26	Last Week	1 Month Ago	1 Year Ago	5 Yr. Avg.
Current	(324.17)	(331.35)	(62.87)	381.80	44.88
Future (Projected)	(380.03)	(435.70)	(548.62)	(130.42)	(134.30)
Avg. National Prices	03/27/26	Last Week	1 Month Ago	1 Year Ago	5 Yr. Avg.
Feeder Steers	380.59	379.66	383.45	295.19	231.70
Stocker Steers	489.05	485.65	486.54	369.06	276.35
Boxed Beef Cutout	03/27/26	Last Week	1 Month Ago	1 Year Ago	5 Yr. Avg.
Choice	392.97	400.11	379.77	332.82	307.70
Select	389.87	392.94	374.25	318.68	289.52
Spread	3.10	7.17	5.52	14.14	18.17
Cutter Cow Cut-Out	348.92	343.94	333.90	297.50	251.30
Crude Oil Futures	100.01	98.81	67.28	69.12	76.84
Grain Prices	03/27/26	Last Week	1 Month Ago	1 Year Ago	5 Yr. Avg.
Omaha Corn	4.48	4.42	4.24	4.38	5.49
Kansas City Wheat	5.61	5.52	5.29	5.32	6.67
May Corn Futures	4.6200	4.6550	4.4850	4.5325	5.3605
May Wheat Futures	6.0500	5.9525	5.9150	5.2825	6.7041

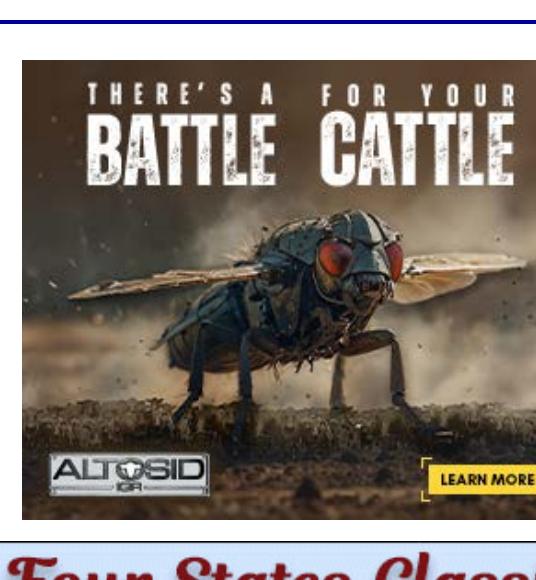

^ Contents

National Feeder & Stocker Cattle Sale Receipts:
Data released by USDA on Monday, 3/23/26 for week ending Saturday, 3/21/26

Week Ending:	3/21/26	Prior Week	1 Year Ago	2 Years Ago	3 Years Ago	3 Yr. Avg.
Auctions	137,700	174,100	178,100	196,400	186,600	187,033
Direct Sales	20,200	16,800	35,000	42,200	27,200	34,800
Video/Internet	51,900	19,800	37,300	53,100	5,000	31,800
www.cattlerange.com						
Total	209,800	210,700	250,400	291,700	218,800	253,633
This Week +/-	-	-0.4%	-16.2%	-28.1%	-4.1%	-17.3%

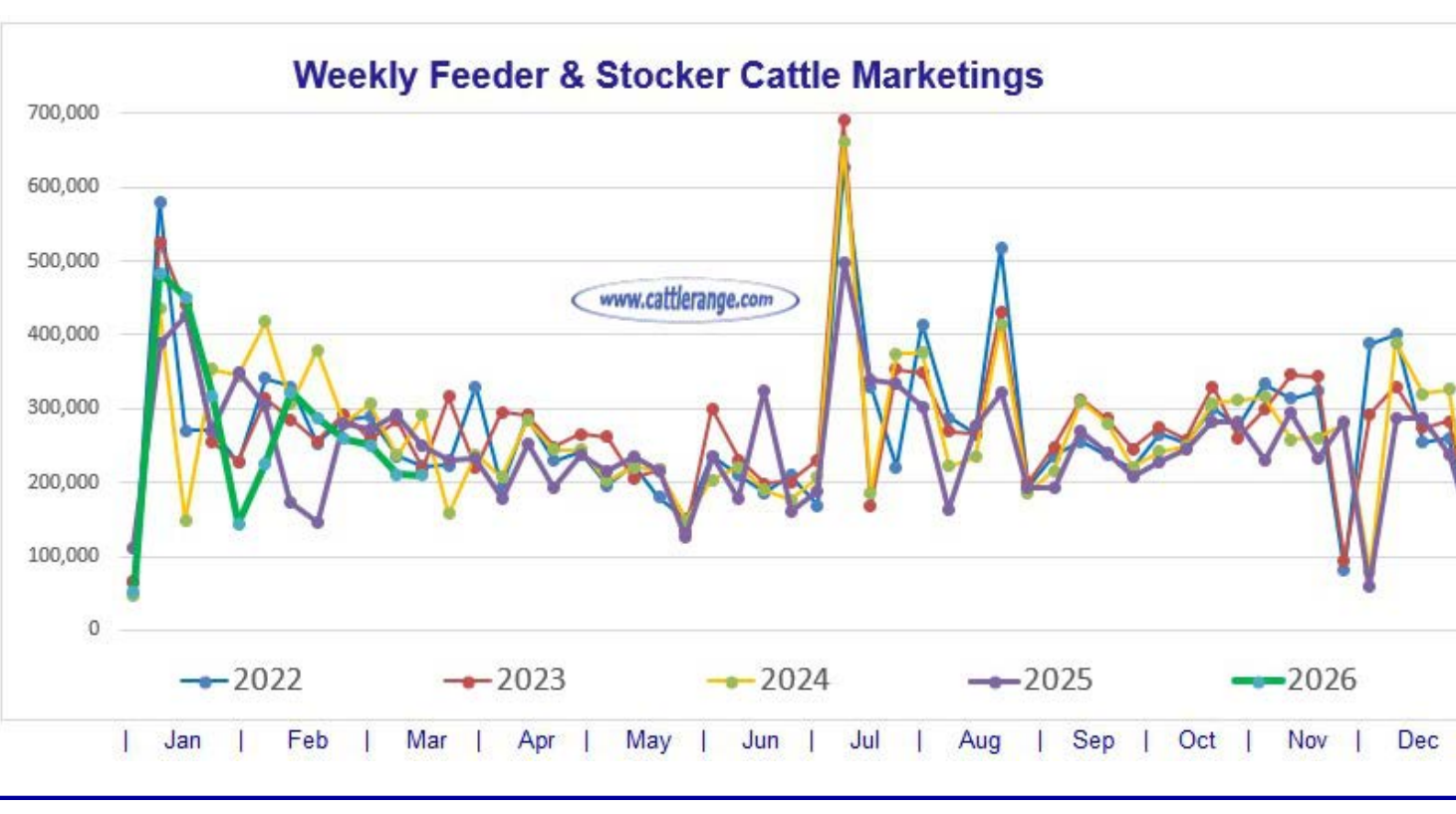

The Feeder & Stocker Cattle prices below are statewide average prices compiled to show the overall price trend and do not represent prices for any specific market/region within a state.

^ Contents

Feeder Steers:

700 lb. - 800 lb. Steers	03/27/26	Last Week	1 Month Ago	1 Year Ago	5 Yr. Avg.
Dakotas	401.20	395.23	394.56	314.91	248.72
Iowa	387.16	385.71	394.26	305.60	241.10
Missouri	389.67	390.16	397.12	301.69	238.57
Montana	380.71	382.19	391.05	305.16	240.13
Nebraska	398.65	399.65	410.58	311.17	250.21
Wyoming	384.24	385.73	394.68	306.42	242.64
North Central Avg.	**390.27**	**389.78**	**397.04**	**307.49**	**243.56**
Arkansas	368.41	366.19	375.10	290.83	225.69
Colorado	384.55	387.05	389.84	301.12	236.16
Kansas	389.61	390.10	397.06	301.84	238.58
New Mexico	385.06	386.45	381.47	293.55	231.02
Oklahoma	390.21	387.42	395.82	300.23	237.16
Texas	383.82	383.11	388.22	294.56	232.76
South Central Avg.	**383.61**	**383.39**	**387.92**	**297.02**	**233.56**
Alabama	360.41	359.42	368.35	283.07	218.56
Florida	350.05	348.52	356.45	275.14	211.79
Georgia	360.47	355.33	367.98	285.32	217.95
Kentucky	368.83	368.23	371.80	288.77	224.00
Louisiana	360.40	358.42	363.39	284.55	217.73
Mississippi	361.02	359.18	364.04	284.58	218.16
Tennessee	368.53	368.03	371.50	289.06	223.03
Virginia	365.43	365.95	368.78	286.23	222.03
Southeast Avg.	**361.89**	**360.39**	**366.54**	**284.59**	**219.16**
Arizona	378.90	378.38	372.07	286.51	225.55
California	385.51	385.75	378.59	291.49	230.63
Idaho	388.82	388.55	387.32	293.56	232.54
Nevada	385.88	385.39	383.40	292.28	230.46
Oregon	386.73	385.81	385.21	292.73	231.76
Utah	385.29	384.80	383.46	291.82	230.49
Washington	387.93	387.03	385.96	293.19	232.16
Western Avg.	**385.58**	**385.10**	**382.29**	**291.65**	**230.52**
Overall Average	**380.34**	**379.66**	**383.45**	**295.19**	**231.70**
This Week +/-	-	0.2%	-0.8%	28.8%	64.2%

Stocker Steers:

500 lb. - 600 lb. Steers	03/27/26	Last Week	1 Month Ago	1 Year Ago	5 Yr. Avg.
Dakotas	497.95	498.35	507.16	385.15	295.03
Iowa	489.77	483.54	493.58	375.83	287.11
Missouri	510.06	512.95	514.41	378.23	284.80
Montana	492.04	489.08	497.45	377.26	287.81
Nebraska	507.12	509.44	517.88	383.27	299.40
Wyoming	494.84	491.62	502.07	381.77	290.28
North Central Avg.	**498.63**	**497.50**	**505.43**	**380.25**	**290.74**
Arkansas	481.43	477.46	477.22	370.15	269.25
Colorado	497.05	496.48	494.02	381.82	285.96
Kansas	510.63	512.78	517.32	381.24	284.01
New Mexico	494.15	487.39	488.02	366.22	276.96
Oklahoma	514.36	507.26	522.39	383.22	284.15
Texas	497.35	494.55	493.08	366.03	276.55
South Central Avg.	**499.16**	**495.99**	**498.68**	**374.78**	**279.48**
Alabama	468.92	465.07	461.28	358.86	260.91
Florida	457.14	454.06	458.77	351.91	254.54
Georgia	469.14	467.94	469.51	364.66	259.80
Kentucky	469.38	464.24	459.33	352.94	258.93
Louisiana	466.23	462.10	458.15	355.88	257.65
Mississippi	467.81	464.32	459.35	357.59	258.84
Tennessee	470.03	465.22	456.87	352.66	257.92
Virginia	468.55	463.55	454.63	350.19	256.81
Southeast Avg.	**467.15**	**463.31**	**459.74**	**355.59**	**258.18**
Arizona	489.23	483.11	475.68	360.14	272.46
California	499.36	493.64	484.99	367.05	279.14
Idaho	488.23	484.71	482.29	366.84	278.57
Nevada	492.12	486.70	485.99	365.44	277.07
Oregon	488.09	482.54	480.42	366.14	277.34
Utah	493.25	487.39	485.64	367.02	276.54
Washington	488.39	482.46	481.19	366.85	277.80
Western Avg.	**491.24**	**485.79**	**482.31**	**365.64**	**276.99**
Overall Average	**489.05**	**485.65**	**486.54**	**369.06**	**276.35**
This Week +/-	-	0.7%	0.5%	32.5%	77.0%

^ Contents

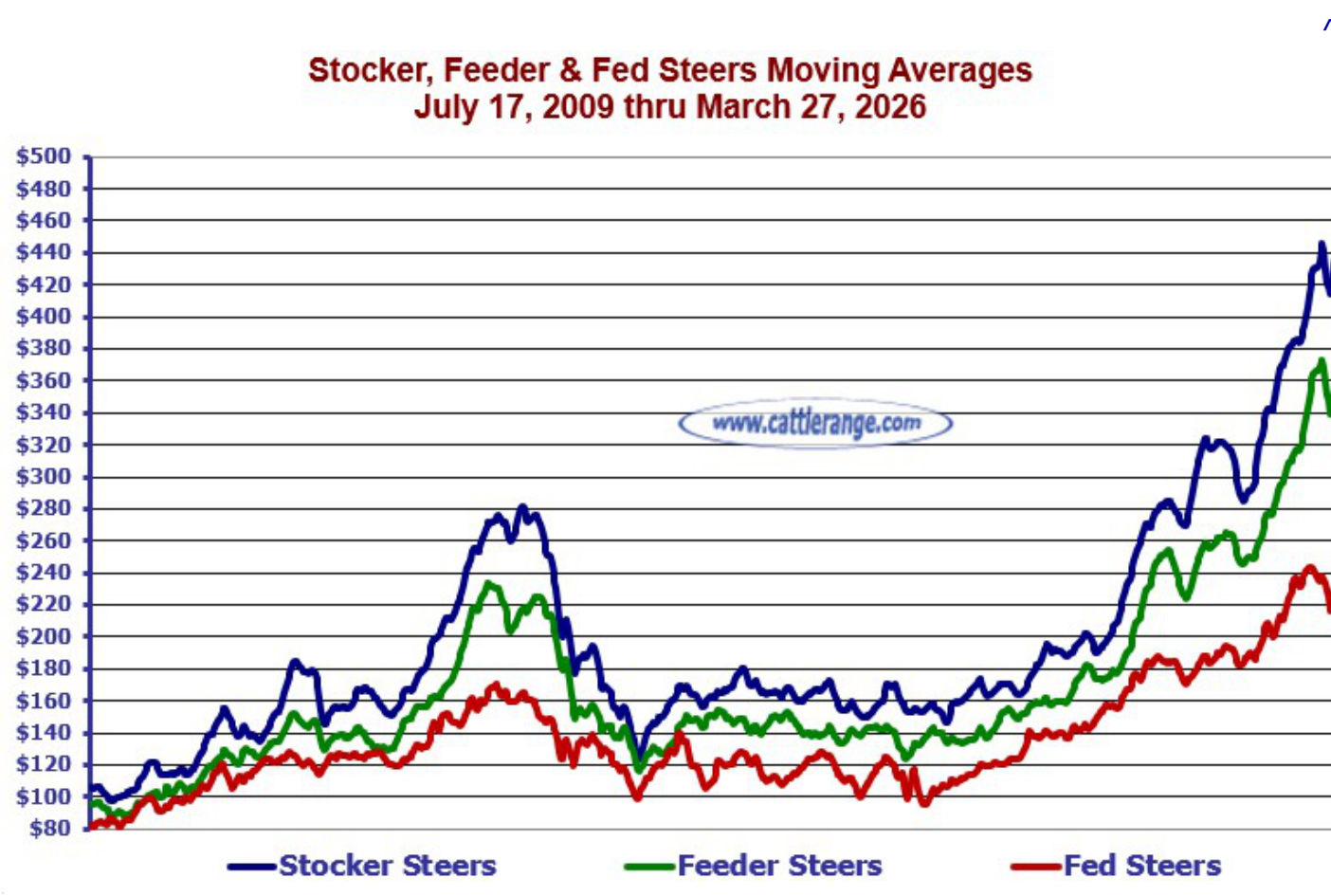

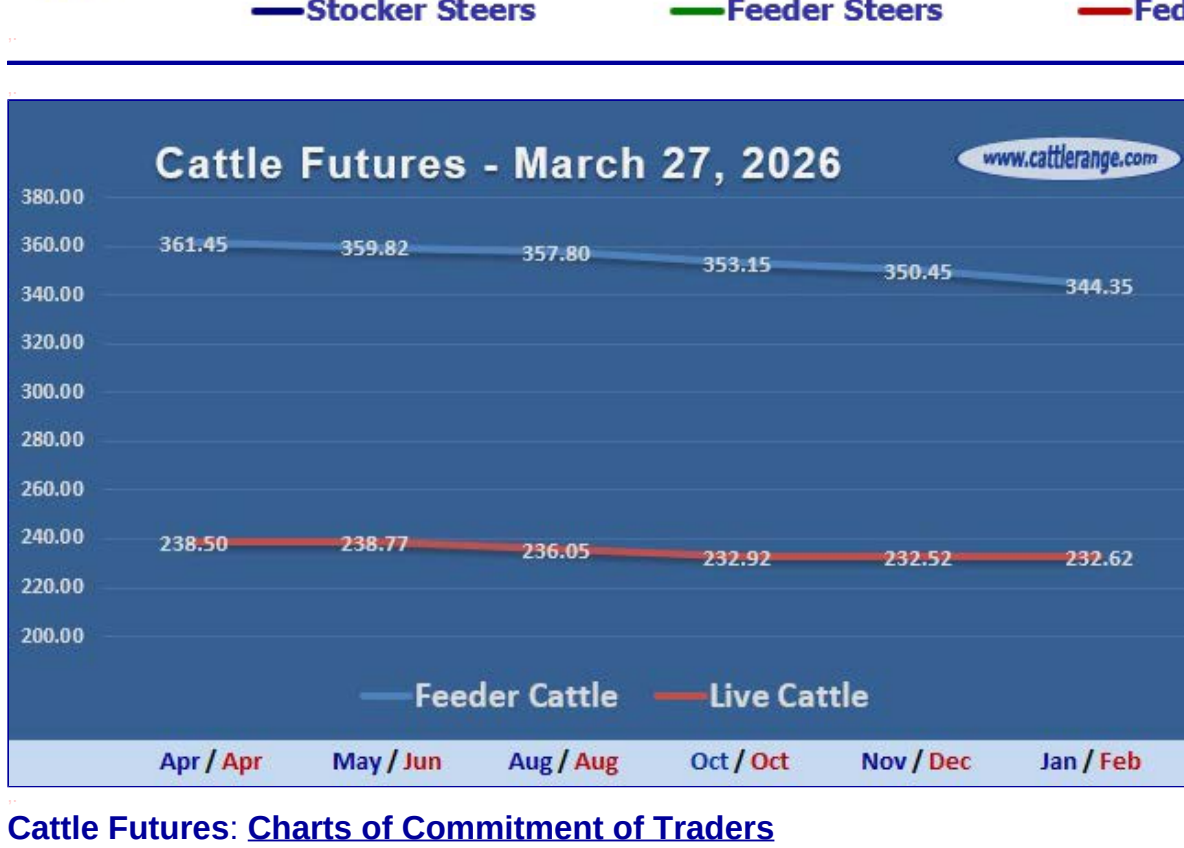

Cattle Futures: Charts of Commitment of Traders

^ Contents

Mexican Feeder Cattle Weekly Import Summary:

Due to the New World screwworm, the border is closed for livestock imports until further notice.

- The suspension will continue on a month-by-month basis.

^ Contents

Chart of the Week:

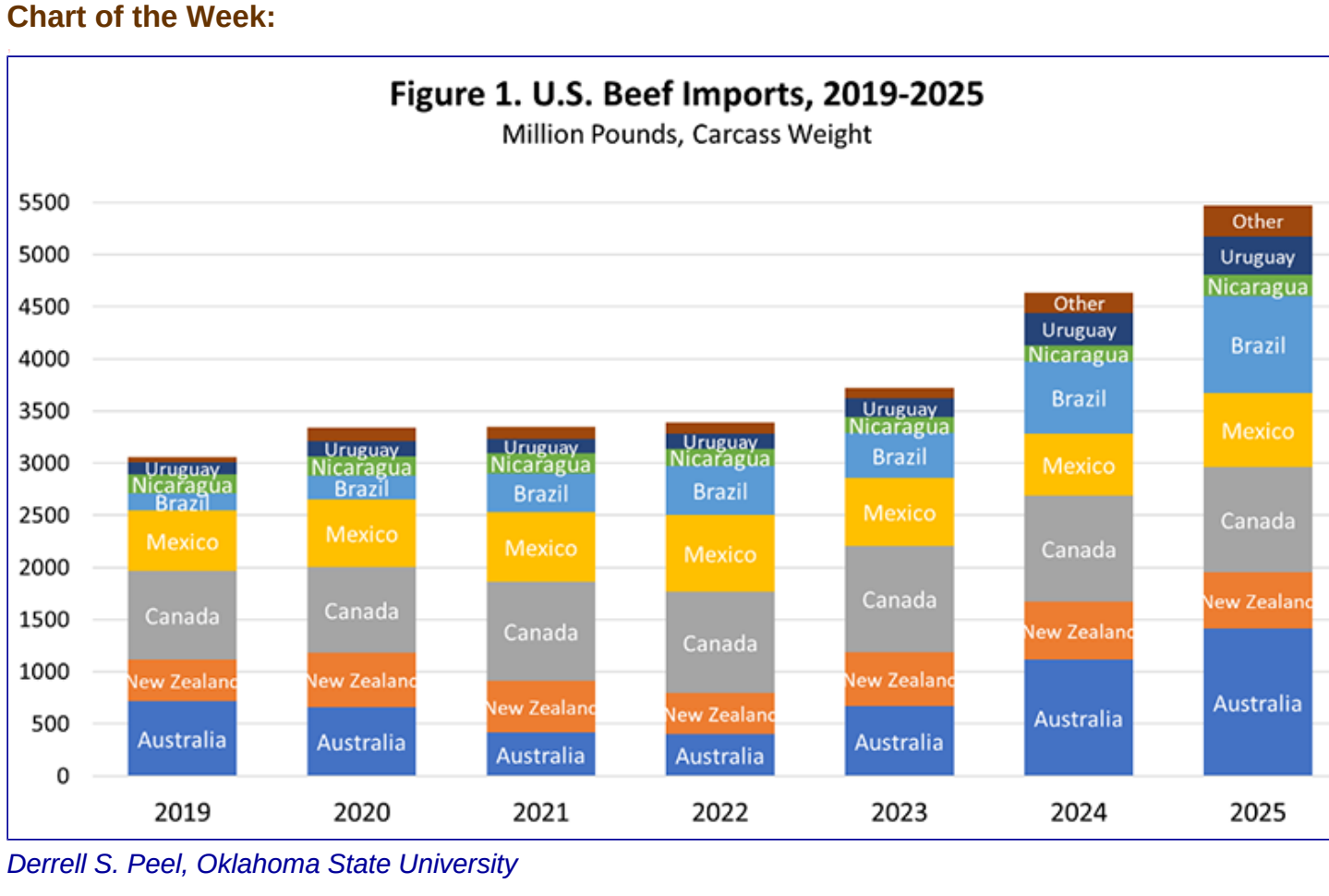

Derrell S. Peel, Oklahoma State University

^ Contents

Photo of the Week:

- **78 Brangus Pairs... W. Central LA**

Swift Trading Company
Commodity Futures & Options

^ Contents

"Shootin' the Bull" Weekly Analysis:

In my opinion, cattlemen began widening negative margin spreads again this week. Feeder cattle prices rose more than $10.00 over their fat cattle counterpart to start the feeding process. I would believe as well, from prices paid through the week, that the spread between lighter inventory and heavier widened further as well. So, not much appears to have changed to the cattlemen from their perspective. Dealing with this shortage has proven to what lengths some will go. Which leads to the next item of, how to keep the immense amount of working capital from being impacted while current events are tending to cause significant shifting in consumer buying and business inputs? With this week's beneficial narrowing of basis spreads, rolling up lower strike put options and continue to protect newly acquired inventory is recommended. Hedging has become a very displeasing aspect to cattle production. Profits locked in or losses muted are not producing the full extent of profitability that cattlemen want or can see in hindsight. This leads me to believe that there is immense exposure to downside potential.

Headwinds for the economy strengthened this week, with not only higher energy prices, but now the equities market at a new low from historical high and new contract lows in most debt instruments. This bout of inflation came on very quickly and to a large extent, caused by the increase in energy prices. This is not from wage or employment increases. So, as it came on quickly, it could dissipate as quickly, but for the moment, the issue continues to evolve. All combined, it simply appears as if excessive risk is being taken by producers in a time frame that may or may not be supportive to the beef/cattle industry. What I am the most unassured of is whether cattle prices excel in price, were the current events to be resolved, or do they move sharply lower, with everything else, if resolved. The President continually tells us how quickly, and how much, prices will drop when this conflict is over with. The problem is, there will be little advance notice. It's tough to say cattle will be resilient under all circumstances, but so far, they have.

Corn has my undivided attention for the moment. One of the older chart patterns of significance was of consolidation. Prices would remain in a defined price channel for months or years. This represented equilibrium of supply and demand of the commodity. A break out from was considered an upset in the equilibrium and prices would rise or fall until restored. December of '26 corn has a pattern that fits the narrative of an equilibrium in the supply and demand factors that have recently been broken to the upside. Prices broke above the near two yearlong sideways trend channel and have sense consolidated above. This leads me to anticipate the next most probable move to be higher. I recommended this week for farmers to consider owning December calls to repurchase presold bushels. I recommended for cattle feeders to own the December '26, and or May/July '27 call options to protect against further upside movement. Input costs have been exaggerated and previous recommendations to top off farm tanks and book some spring fuel for planting have been exaggerated such, that I did not have this kind of expectation when making those recommendations. I don't for the corn either, but under the circumstances of current events, and great expectations of unintended consequences, booking rising input costs could be helpful as planting is beginning. Diesel fuel continues to lead the way with nearly a new contract high close today. May diesel is only $.21 from the spike high made last Sunday night. With daily ranges exceeding $.20 recently, it appears only a day's trade away. Volatility and expanse of price range, of multiple markets, is creating excessive risk for all those who participate and produce in a commodity market.

Christopher B. Swift is a commodity broker and consultant with Swift Trading Company in Nashville, TN. Mr. Swift authors the daily commentaries "mid day cattle comment" and "Shootin' the Bull" commentary found on his website @ **www.shootinthebull.com**

An investment in futures contracts is speculative, involves a high degree of risk and is suitable only for persons who can assume the risk of loss in excess of their margin deposits. You should carefully consider whether futures trading is appropriate for you in light of your investment experience, trading objectives, financial resources and other relevant circumstances. PAST PERFORMANCE IS NOT NECESSARILY INDICATIVE OF FUTURE RESULTS.

^ Contents

Fed Cattle:

USDA reported on Friday afternoon that negotiated cash trade has been limited on moderate demand in Nebraska and the Western Cornbelt. The last established market in Nebraska was Thursday with live purchases at 235.00 and dressed purchases at mostly 372.00. In the Western Cornbelt, there have been a few live purchases at 235.00, but not enough for an adequate market test. The last established market test in the Western Cornbelt was Thursday with live purchases at 235.00 and dressed purchases at 372.00. Negotiated cash trade has been inactive on light demand in the Southern Plains. The last established market in the Texas Panhandle was last week with live purchases at mostly 235.00. The last established market in Kansas was Thursday with live purchases at 235.00.

USDA **5 Area Daily Weighted Average Direct Slaughter Cattle - Negotiated**

Agricultural Marketing Service
Livestock, Poultry, and Grain Market News
March 27, 2026
LM_CT100
Email us with accessibility issues regarding this report.

Texas/Oklahoma/New Mexico; Kansas; Nebraska; Colorado; Iowa/Minnesota feedlots
(Includes all transactions regardless of delivery day)
Recap for: Thursday, 3/26/2026

Head Count:	27,011	Week Ago:	2,621	Last Year:	3,790
Week to Date:	28,149	Week Ago:	2,781	Last Year:	8,407

Negotiated Cash Sales

	Head Count	Weight Range	Price Range	Avg. Weight	Avg. Price
STEERS: LIVE FOB					
Over 80% Choice	9,425	1,340 - 1,725	233.00 - 235.00	1,634	234.95
65 - 80% Choice	281	1,325 - 1,558	234.00 - 235.00	1,463	234.84
35 - 65% Choice		-	-		
0 - 35% Choice		-	-		
Total all grades	9,706	1,325 - 1,725	233.00 - 235.00	1,629	234.95
STEERS: LIVE DELIVERED					
No Reportable Trades.					
STEERS: DRESSED DELIVERED					
Over 80% Choice	5,757	864 - 1,116	370.00 - 372.00	1,020	371.69
65 - 80% Choice	447	945 - 1,032	372.00 - 372.00	992	372.00
35 - 65% Choice		-	-		
0 - 35% Choice		-	-		
Total all grades	6,204	864 - 1,116	370.00 - 372.00	1,018	371.71
STEERS: DRESSED FOB					
Over 80% Choice	726	1,000 - 1,064	372.00 - 372.00	1,042	372.00
65 - 80% Choice		-	-		
35 - 65% Choice		-	-		
0 - 35% Choice		-	-		
Total all grades	726	1,000 - 1,064	372.00 - 372.00	1,042	372.00
HEIFERS: LIVE FOB					
Over 80% Choice	4,933	1,290 - 1,575	233.00 - 235.00	1,467	234.93

Purchasing Basis Volume

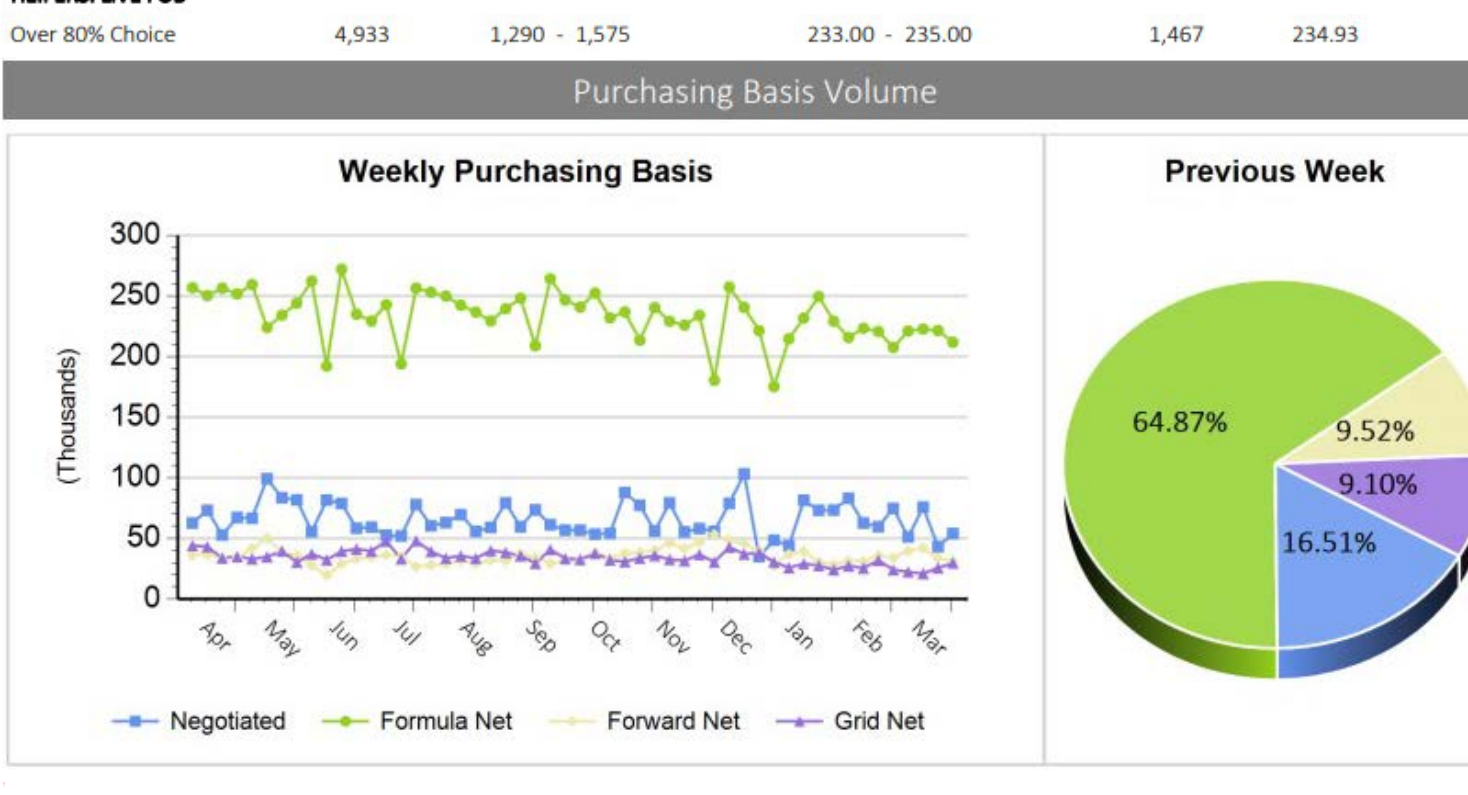

^ Contents

This week's Feedyard Closeouts...

Closeout projections are for cattle placed on feed by a cattle owner at a commercial feedyard and not for cattle owned by a vertically integrated company such as a beef processing company or a feedyard feeding cattle at cost. Cattle cost, cost of gain, and selling price will vary on a regional basis. Cost includes $15 per head for freight to feedyard.

Typical closeout for un-hedged steers sold this week:

- Placed On Feed 190 days ago = September 18, 2025
- Projected P/(L) based on the futures when placed on feed: **($152.05)**

***Cost** of 800 lb. steer @ $362.62 per cwt. + $15 freight:	$2,915.96
Feed Cost for 700 lbs. @ $1.13 per lb.	$791.00
Interest on cattle cost for 190 days:	$125.23
Interest on feed cost:	$16.98
Total Cost & Expense:	**$3,849.17**
****Sale proceeds:** 1,500 lb. steer @ **$235.00** per cwt:	**$3,525.00**
This week's Profit/(Loss) per head:	**($324.17)**
Profit/(Loss) per head for previous week:	($331.35)
Change from previous week:	+$7.18
Sale price necessary to breakeven:	**$256.61**

**CME Feeder Cattle Index* ***USDA Market News*

Projected closeout for steers placed on feed this week:

- Projected Sale Date @ 190 days on feed = October 3, 2026

***Cost** of 800 lb. steer @ $363.24 per cwt. + $15 freight:	$2,920.92
Feed Cost for 700 lbs. @ $1.17 per lb.	$819.00
Interest on cattle cost for 190 days:	$117.84
Interest on feed cost:	$16.52
Total Cost & Expense:	**$3,874.28**
****Sale proceeds:** 1,500 lb. steer @ **$232.95** per cwt:	**$3,494.25**
This week's Profit/(Loss) per head:	**($380.03)**
Profit/(Loss) per head for previous week:	($435.70)
Change from previous week:	+$55.67
Sale price necessary to breakeven:	**$258.29**

**CME Feeder Cattle Index* ***October Live Cattle Futures Contract*

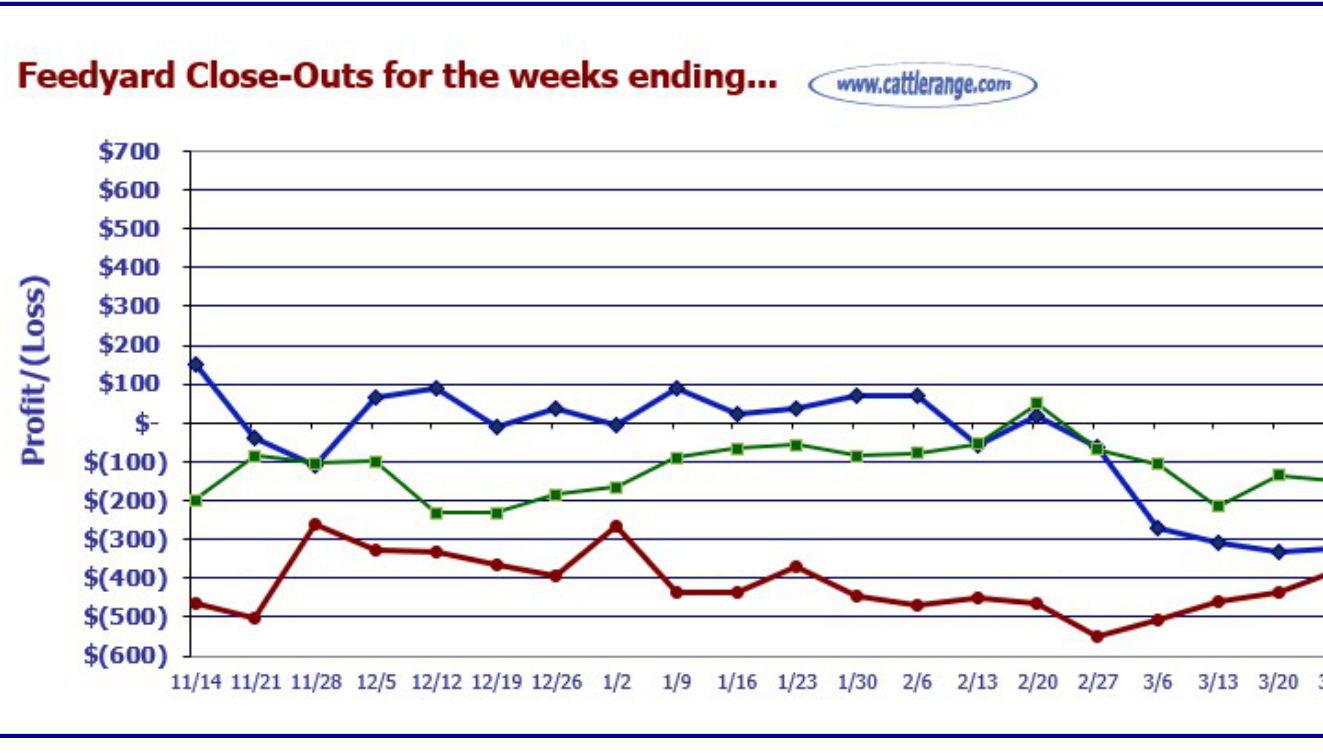

Closeout for un-hedged steers placed on-feed 190 days ago & sold this week:	**($324.17)**
Projection based on the futures when placed on-feed 190 days ago:	**($152.05)**
Projection based on the futures for steers placed on-feed this week:	**($380.03)**

^ Contents

Feeder Steers/Corn Correlation: 5 Year Moving Average
Per cwt. price for feeder & slaughter steers compared to the cost of 25 bushels of corn.

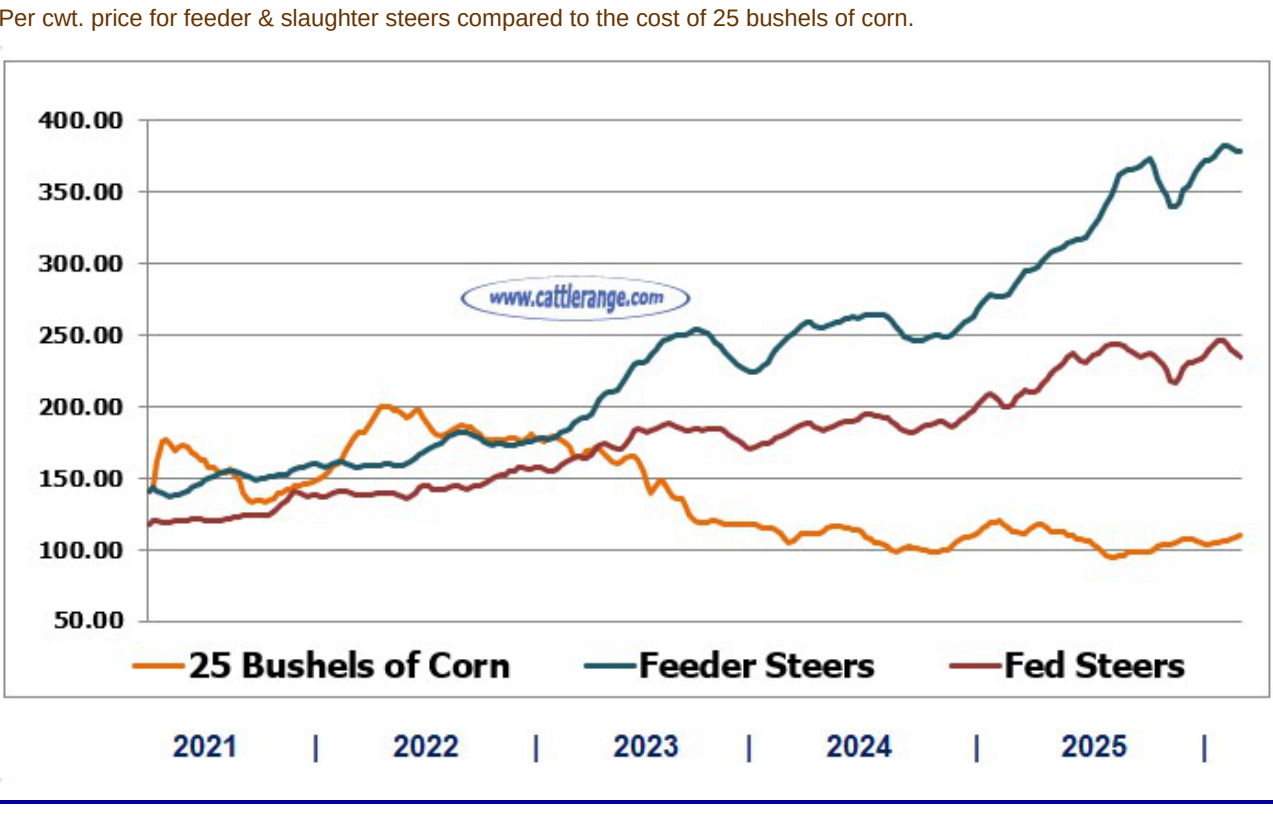

^ Contents

Federally Inspected Slaughter Cattle by Class:
Released by USDA Market News Service for last week.

	Head	% of Total
Steers	255,980	48.6%
Heifers	167,433	31.8%
Dairy Cows	56,336	10.7%
Other Cows	39,093	7.4%
Bulls	7,683	1.5%
Total	**526,525**	

Livestock Slaughter under Federal Inspection:

Livestock & Poultry Slaughter

Current Day Slaughter

Fri Mar 27, 2026		Week Ago	Year Ago	WTD	Prev Week WTD	Last Year WTD	2026 YTD	2025 YTD	YTD % Change
Calves	1,000	1,000	547	5,000	5,000	2,412	29,304	33,330	-12.1%
Cattle	92,000	76,000	107,178	504,000	490,000	592,535	6,519,334	7,264,304	-10.3%
Hogs	490,000	467,000	467,309	2,466,000	2,346,000	2,401,517	31,114,263	31,365,998	-0.8%
Sheep	6,000	5,000	7,816	40,000	38,000	45,846	465,821	464,965	0.2%
Chicken (Young)	30,945,000	31,653,000	30,678,000	170,233,000	172,836,000	170,259,000	2,196,710,000	2,236,022,122	-1.8%

Sat Mar 28, 2026		Week Ago	Year Ago	WTD	Prev Week WTD	Last Year WTD	2026 YTD	2025 YTD	YTD % Change
Calves	0	0	0	5,000	5,000	2,412	29,304	33,330	-12.1%
Cattle	16,000	13,000	16,045	520,000	503,000	608,580	6,535,334	7,280,349	-10.2%
Hogs	58,000	145,000	75,074	2,524,000	2,491,000	2,476,591	31,172,263	31,441,072	-0.9%
Sheep	0	1,000	32	40,000	39,000	45,878	465,821	464,997	0.2%
Chicken (Young)	867,000	0	1,155,549	171,100,000	172,836,000	171,414,549	2,197,577,000	2,237,177,671	-1.8%

Alberta Fed Cattle Prices: Alberta Beef Producers - Calgary AB

Alberta direct cattle sales this week have seen light trade develop with dressed sales ranging from $537.00-540.00/cwt delivered (mostly $540.00/cwt delivered), steady with last week. Live sales have been reported in the low $320's/cwt FOB feedlot, a little higher than last week's weighted average price. Cattle that trade were being scheduled for delivery throughout the month of April. Most of the cattle that did trade would be picked up during the first half of the month.

Canadian Prices expressed in Canadian Dollars

^ Contents

Boxed Beef Cutouts:

USDA Estimated Boxed Beef Cut-out Values as 3/27/26

Based on negotiated prices and volume of boxed beef cuts delivered within 0-21 days and on average industry cutting yields. Values reflect U.S. dollars per 100 pounds.

	Choice 600-900	Select 600-900
Current Cutout Values:	392.97	389.87
Change from prior day:	3.12	(1.79)
Choice/Select spread:	3.10	
Total Load Count (Cuts, Trimmings, Grinds):	107	

Composite Primal Values

	Choice 600-900	Select 600-900
Primal Rib	556.63	549.39
Primal Chuck	331.39	334.70
Primal Round	330.05	339.37
Primal Loin	525.56	503.86
Primal Brisket	347.63	338.48
Primal Short Plate	302.66	302.66
Primal Flank	216.72	208.66

Load Count And Cutout Value Summary For Prior 5 Days

Date	Choice	Select	Trim	Grinds	Total	Choice 600-900	Select 600-900
03/26	66	7	8	13	93	389.85	391.66
03/25	97	8	6	11	123	391.69	395.49
03/24	62	7	9	14	92	399.91	394.50
03/23	51	11	3	9	73	399.13	393.83
03/20	61	7	8	9	84	400.11	392.94
Current 5 Day Simple Average:						396.14	393.69

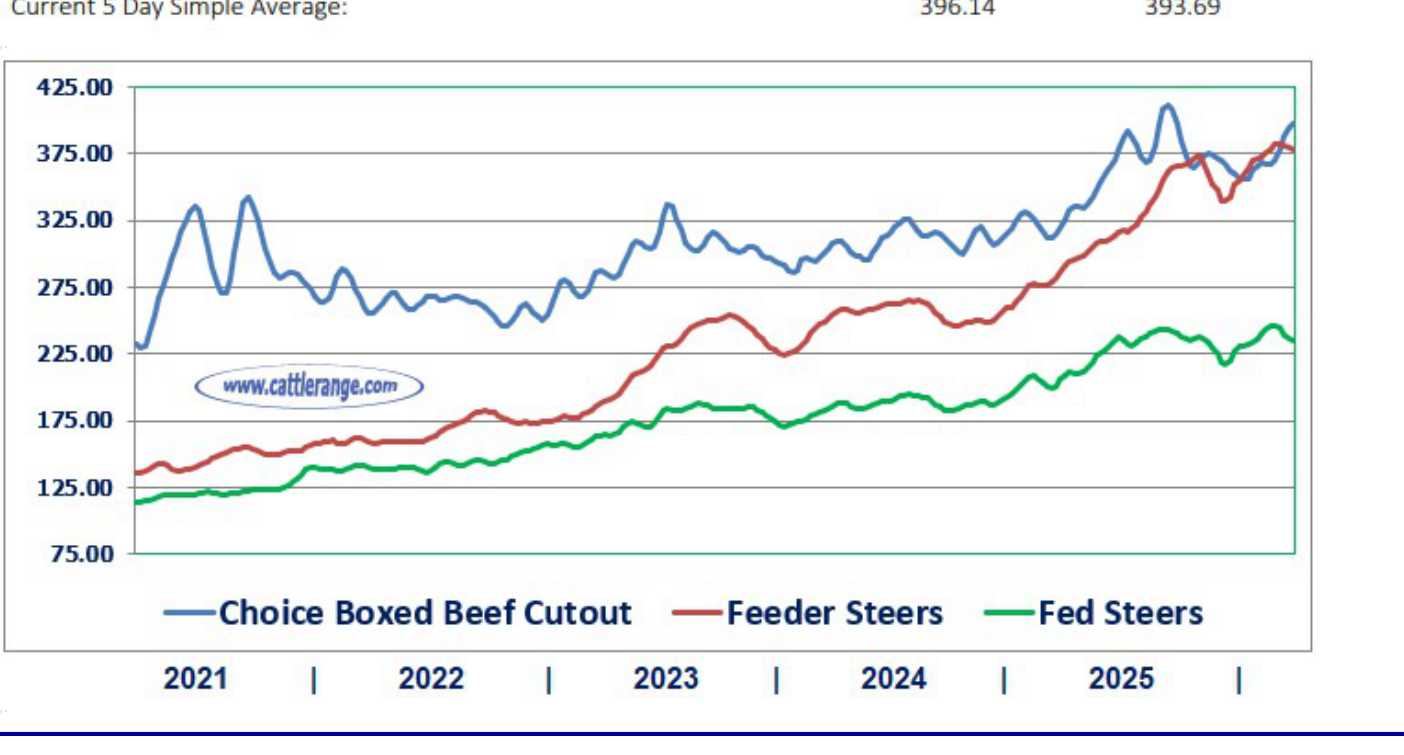

USDA National Steer & Heifer Estimated Grading Percent Report:

Released by USDA Market News Service for last week.

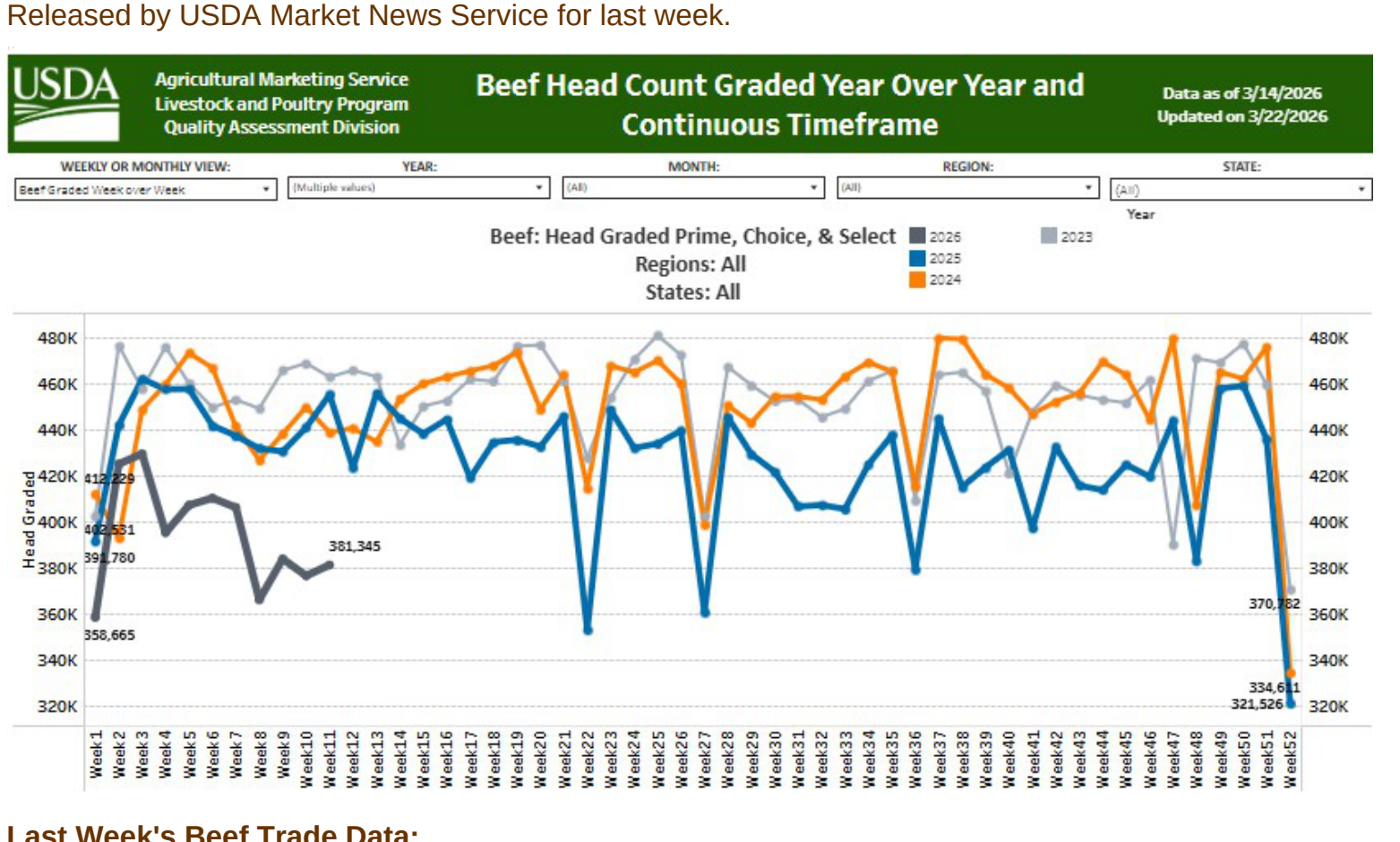

Last Week's Beef Trade Data:

- **Net sales** of 10,700 MT for 2026 were up noticeably from the previous week, but down 19 percent from the prior 4-week average.
- **Exports** of 14,500 MT were up 7 percent from the previous week and 9 percent from the prior 4-week average.

^ Contents

USDA National Retail Beef Report:

National Summary of Advertised Prices for Beef at Major Retail Supermarket Outlets

This week in beef grocery features, the Feature Rate increased by 3.0 percent and the Activity Index decreased by 7.2 percent. Compared to last week, items from the brisket, loin, rib, round, ground and variety meat sections showed an increase in ad space while items from the chuck, sirloin, other/misc., and deli meat sections showed a decrease in ad space.

Metric	Current Week (CW)	Previous Week (PW)	Previous Year (PY)
Total Outlets	25,521	25,521	24,824
Activity Index	93,708	101,060	85,414
Feature Rate (%)	85.4%	82.4%	75.5%

Explanatory Notes:

Activity Index: A measure of the absolute frequency of feature activity equal to the total number of stores for each advertised item, e.g., a retailer with 100 outlets featuring 3 items has an activity index of 300.

Feature Rate: The amount of sampled stores advertising any reported item during the current week, expressed as a 'percentage of the total sample.

^ Contents

Est. Weekly Meat Production Under Federal Inspection:

Total red meat production under Federal inspection for the week ending Saturday, March 28th was estimated at 1022.3 million lbs. according to the USDA Marketing Service. This was 2.4 percent higher than a week ago and 4.7 percent lower than a year ago. Cumulative meat production for the year to date was 3.8 percent lower compared to the previous year.

Drought Conditions & Weather Outlook:

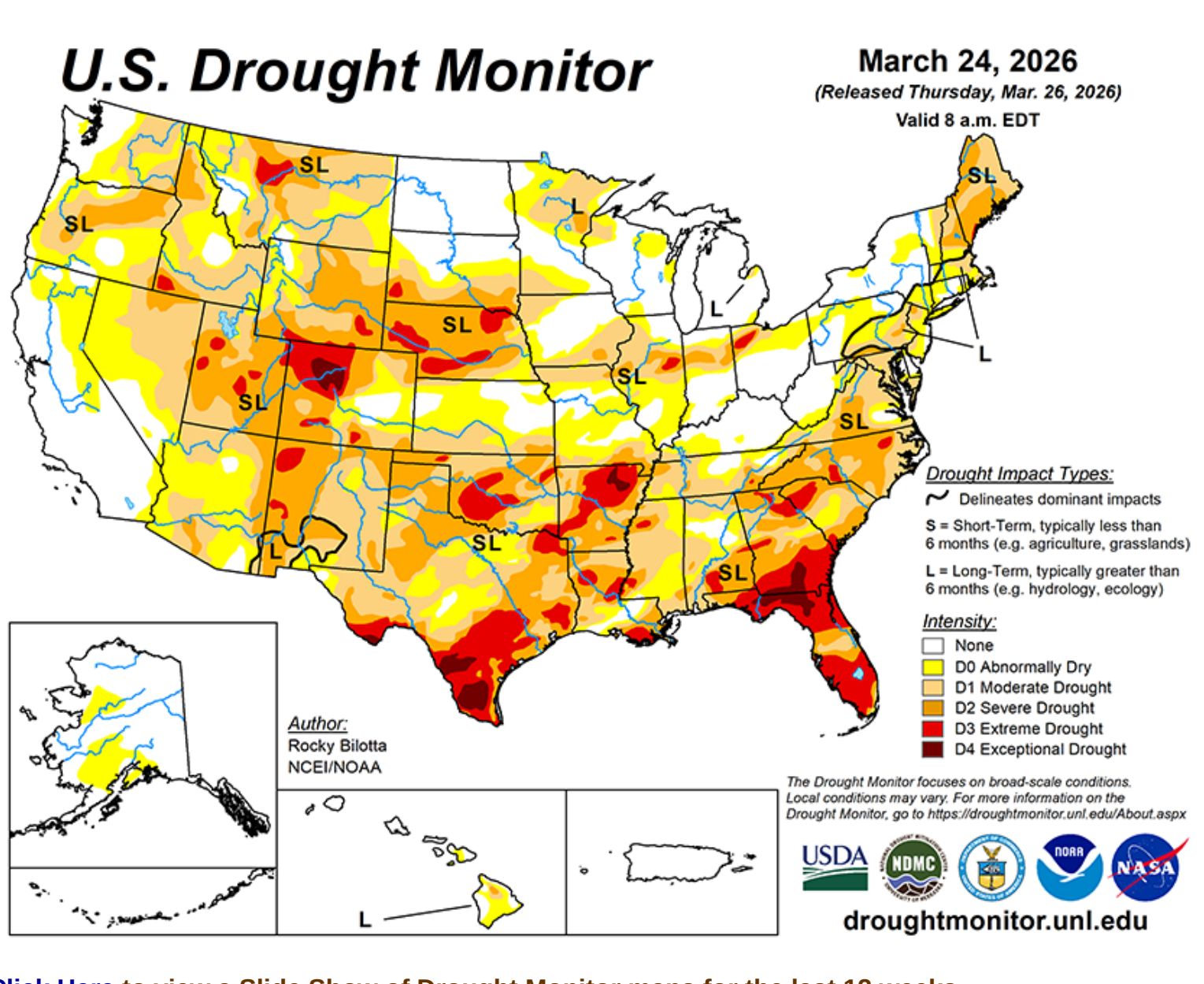

Click Here to view a Slide Show of Drought Monitor maps for the last 12 weeks

46.97%
of the U.S. and 56.21% of the lower 48 states are in drought this week.
↑ 2.5% since last week
↑ 9.7% since last month

129.4 Million
people in the U.S. and 129.4 Million in the lower 48 states are affected by drought this week.
↓ 0.2% since last week
↓ 11.2% since last month

45
U.S. states are experiencing Moderate Drought (D1) or worse this week.
— No change since last week
↓ 1 state since last month

Canadian 90-Day Percent of Average Precipitation:

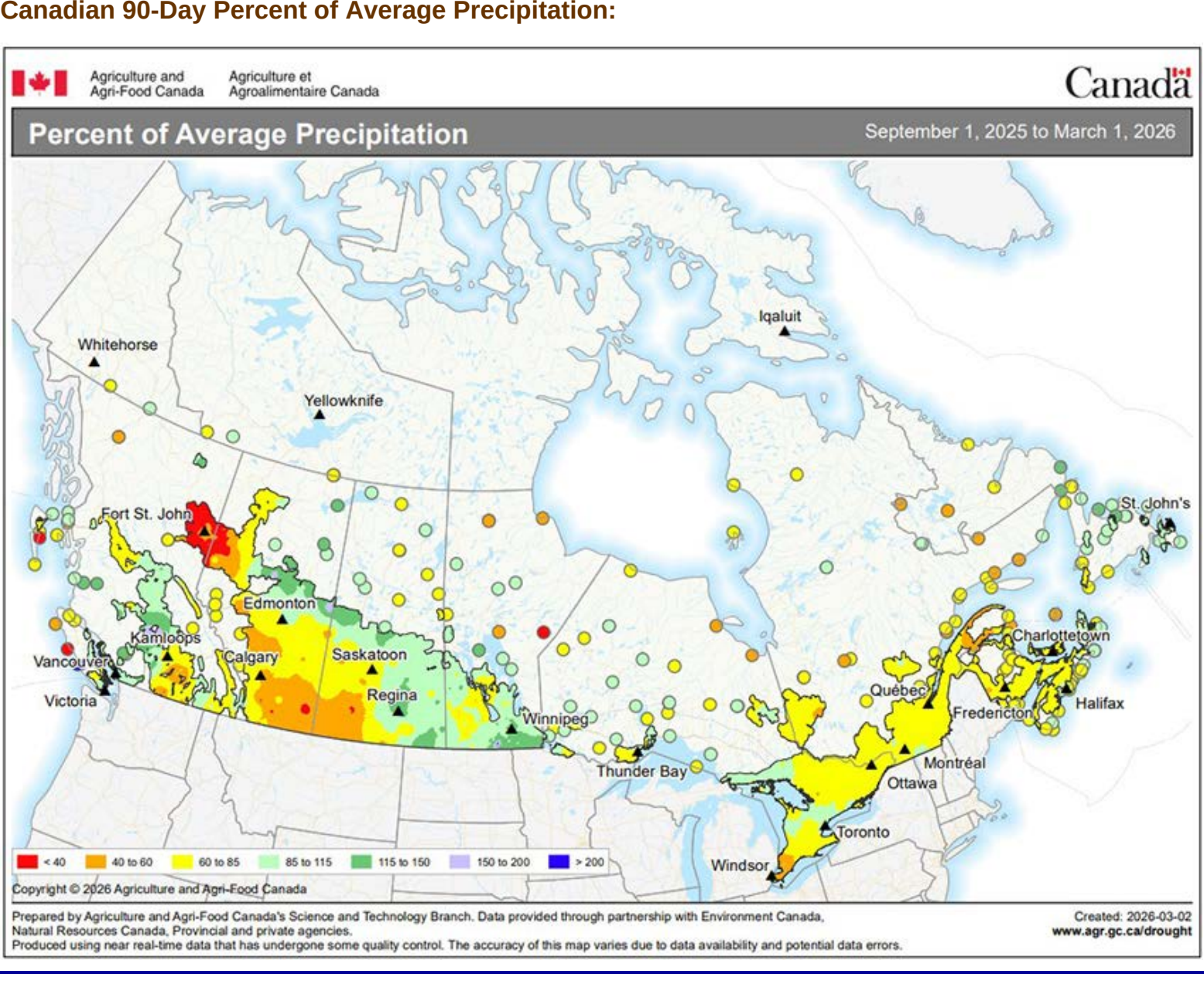

Looking ahead...

Over the next five days (March 24–28, 2026), the contiguous United States is forecast to experience another week of widespread, record-breaking warmth. A strong upper-level ridge will dominate the western and central U.S., pushing temperatures 20 to 40 degrees above average. This extreme heat, combined with dry conditions and gusty downsloping winds, will elevate fire weather risks across the High Plains on Tuesday and Wednesday. Meanwhile, a deepening low-pressure system will bring even stronger winds to the Northern Rockies. Concurrently, a potent mid-latitude cyclone will track from the Pacific Northwest toward the Canadian Maritimes. This system will initially drop moderate to heavy rain over the Northwest—potentially triggering isolated flooding—alongside high-elevation snow in the Olympics and Cascades. After weakening over the Central U.S., the system is expected to reinvigorate over the East by late next week, delivering a mix of rain to the south and snow to the north across the Great Lakes, Ohio Valley, and Northeast.

Further out, the 6–10 day outlook (valid March 29–April 2, 2026) favors above-normal precipitation across much of the contiguous U.S. and Hawaii. Conversely, below-normal precipitation is favored for most of Alaska and along portions of the East Coast, stretching from southern New England to northern Florida. Probabilities for above-normal temperatures are increased across the vast majority of the lower 48 states and Hawaii, while below-normal temperatures are expected to persist across most of Alaska and much of the Northeast.

Precipitation & Temperature Outlooks:

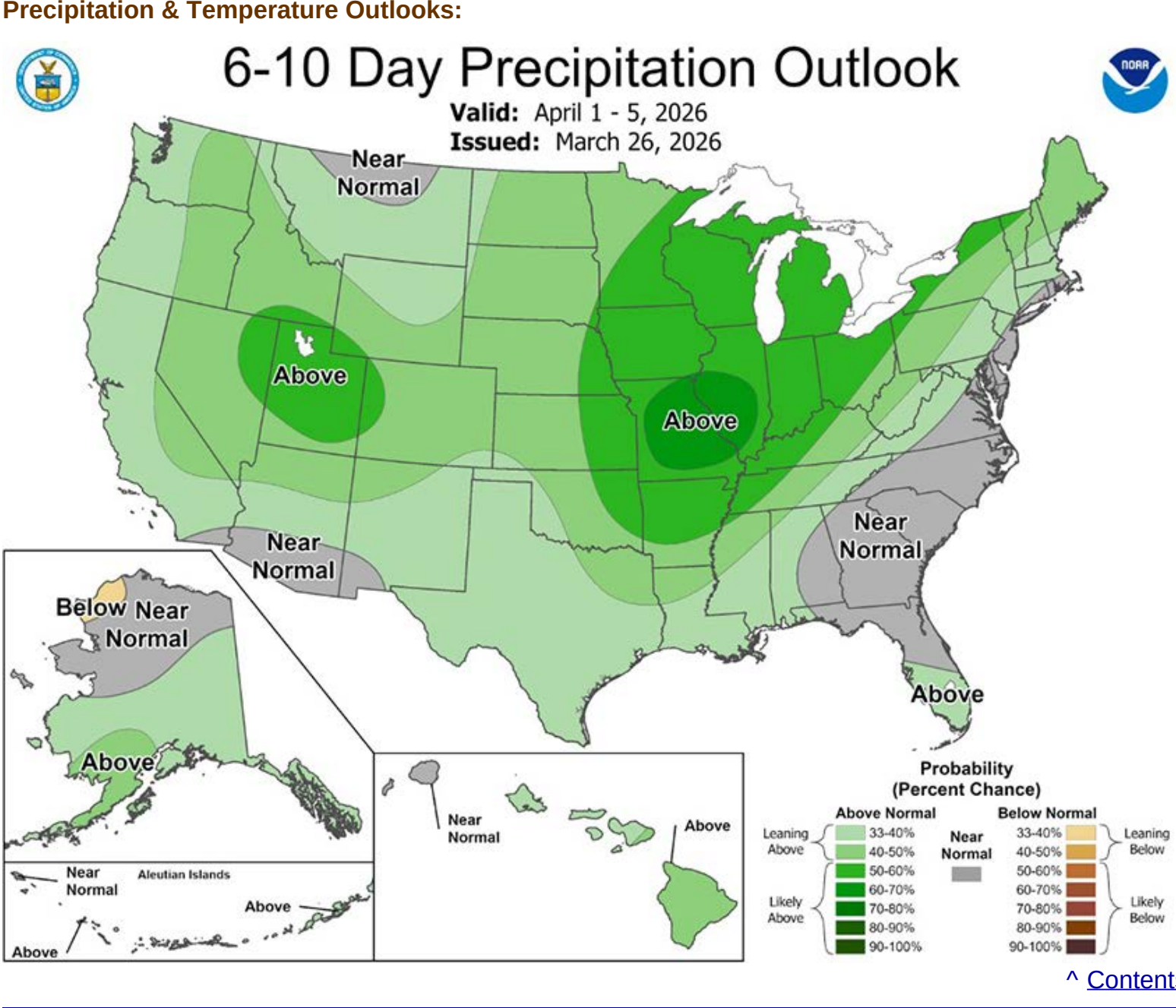

^ Contents

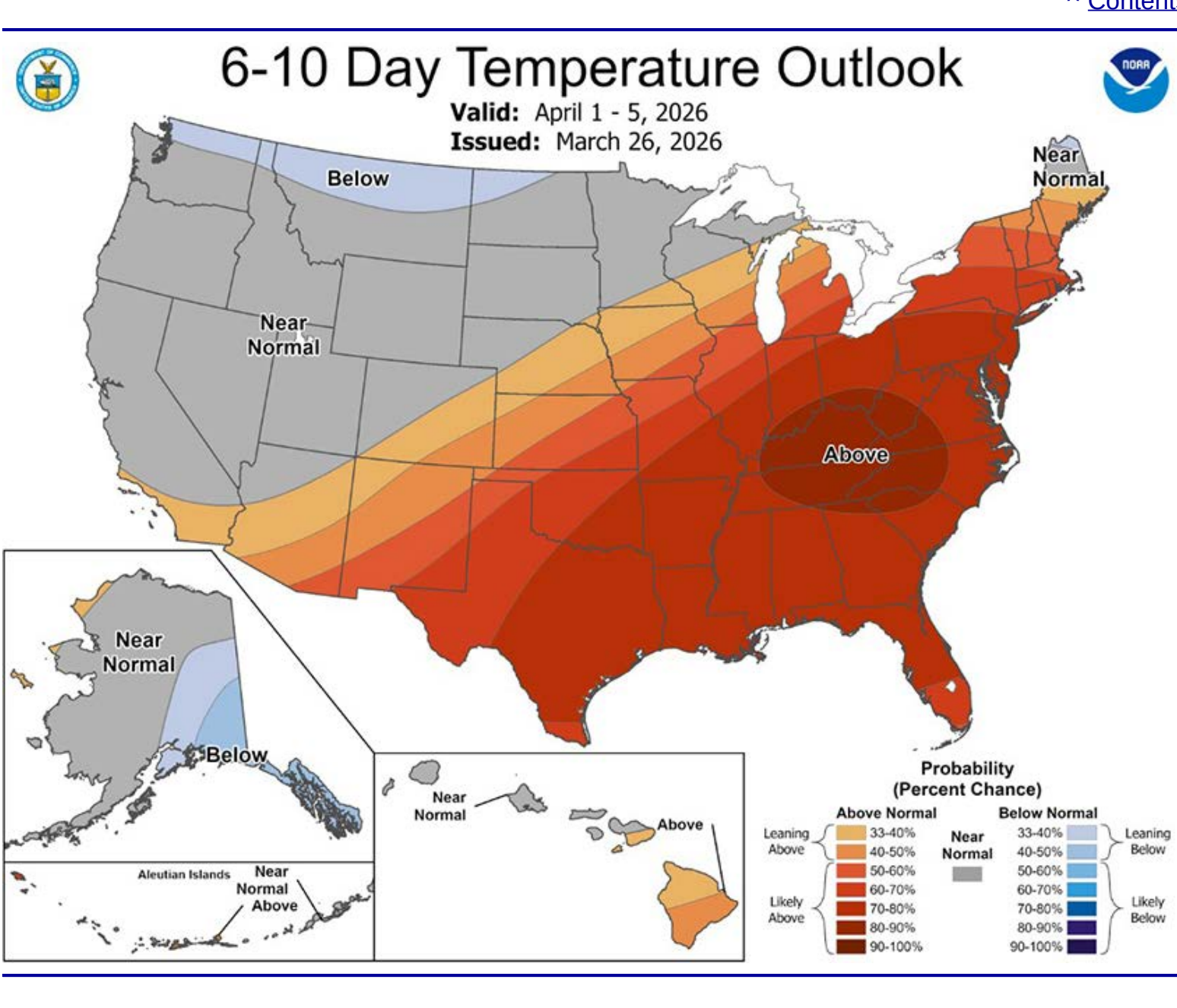

^ Contents

Weekly Grain Market Review:

Grain Prices	03/27/26	Last Week	1 Month Ago	1 Year Ago	5 Yr. Avg.
Omaha Corn	4.48	4.42	4.24	4.38	5.49
Kansas City Wheat	5.61	5.52	5.29	5.32	6.67
May Corn Futures	4.6200	4.6550	4.4850	4.5325	5.3605
May Wheat Futures	6.0500	5.9525	5.9150	5.2825	6.7041

5 Year Moving Average - Corn & Wheat - March 27, 2026

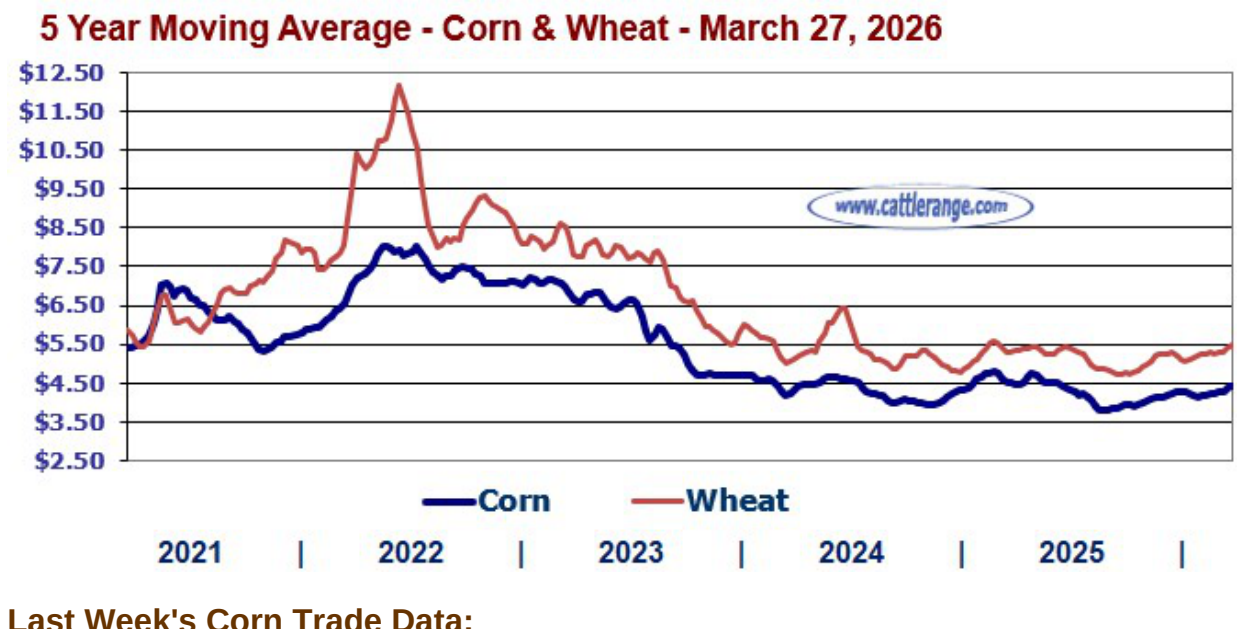

Last Week's Corn Trade Data:

- **Net sales** of 1,217,800 MT for 2025/2026 were up 4 percent from the previous week, but down 10 percent from the prior 4-week average.
- **Exports** of 1,678,200 MT were down 4 percent from the previous week and 5 percent from the prior 4-week average.

^ Contents

Regional Auction Reports... Click Link to view entire report

Last Friday & Saturday Auctions:

Burwell Livestock Auction Market - Burwell NE
This Week: 300
Last Reported: 1,670
Last Year: 1,770
An auction for everyone today. Baby calves, 55 to 75 lbs, sold for $300 to $750 a head. Bred cows consisted of black and black white face offerings, a few red, majority bred to Black Angus bulls to calve March to April. Pair offerings with calves tagged to match. All offerings in good condition.

Ft. Pierre Livestock Auction - Ft. Pierre SD
This Week:
Last Reported:
Last Year:
Report unavailable.

Lexington Livestock Market - Lexington, NE
This Week: 971
Last Reported: 1,279
Last Year: 0
Compared to two weeks ago, steers 550-800 lbs sold steady to 5.00 higher and heifers 600-800 lbs sold unevenly steady. Demand was moderate to good from the buyers in the crowd with internet buying noticed.

Torrington Livestock Commission - Torrington WY
This Week: 891
Last Reported: 306
Last Year: 1,151
Compared to last week; slaughter and feeder cows traded 4.00 to 7.00 higher. Slaughter bulls traded 8.00 higher. A nice run today with also a nice section of Bred Cows from a partial dispersal. A very active market this week with active bidding throughout the day.

Cattleman's Livestock Auction - Belen NM
This Week: 505
Last Reported: 523
Last Year: 468
Compared to last week: With limited comparisons in all classes. Steer and heifer calves sold steady to 5.00 higher. Feeder steers sold steady, with no good comparisons to feeder heifers. Slaughter cows and bulls sold steady. Trade and demand moderate.

Santa Teresa Livestock Auction (Imported Mexican Cattle) - Santa Teresa NM
Due to the New World screwworm, the border has been closed for livestock imports until further notice. The suspension will continue on a month-by-month basis.

Eastern MO Commission Company - Bowling Green, MO
This Week: 805
Last Reported: 1,478
Last Year: 870
Friday's auction was a Special Bred Cow and Pairs sale with the bulk of the bred cows being short solid mouth cows in the 1st stage with a few in the 2nd and 3rd stage, Pairs were mostly 7yrs to short solid with 125-300 lb calves by side , with a few 4-6 yrs in the offering all selling with good demand. Feeder cattle were lightly tested selling in small packages and singles but selling in last week's price ranges on similar quality and kind. Slaughter steers and heifers sold steady on and active market with a nice offering of slaughter cows trading firm to 3.00 higher also on and active market.

Smith County Commission - Carthage TN
This Week: 433
Last Reported: 494
Last Year: 785
Compared to last week Feeder Steers lightly tested at 10.00 to 12.00 higher; Feeder Heifers well tested at 12.00 t0 20.00 higher; Feeder Bulls 20.00 higher with instances of 30.00 higher; Slaughter Cows 8.00 to 11.00 higher with Lean Cows sharply higher due to strong demand; Slaughter Bulls 10.00 higher due to good quality

Carolina Stockyards – Livestock Auction – Siler City, NC
This Week: 1,189
Last Reported: 825
Last Year: 815
Slaughter cattle were 4.00 higher this week compared to last week . Feeder cattle were steady to 2.00 to 4.00 higher this week compared to last week . Demand was moderate ; market activity and buyer interest were moderate . Offerings heavy with quality average .

Monday Auctions:

Sioux Falls Regional Livestock Report - Worthing SD
This Week: 3,577
Last Reported: 786
Last Year: 3,370
Compared to last week: Too lightly tested last week for an accurate comparison with exception to 900-950 lb heifers steady to 1.00 higher. A full variety on offer today for all types of buyers with several packages of lightweight, green calves and multiple strings and loads of heavier feeders that have been backgrounded and will continue to gain. Demand good to very good with active bidding.

Tri-State Livestock Auction Market - McCook NE
This Week:
Last Reported:
Last Year:
Tri-State Livestock has discontinued their market reporting for the time being.

Oklahoma National Stockyards Feeder Cattle - Oklahoma City OK
This Week: 5,500
Last Reported: 4,305
Last Year: 6,191
Compared to last week: Feeder steers mostly steady. Steer calves 5.00-15.00 higher. Feeder heifers and heifer calves steady to 5.00 higher. Grazing type steers and heifers sold up to 25.00 higher. Demand good for all classes, especially lighter weights and or thinner fleshed cattle.

Tulsa Livestock Auction - Tulsa, OK
This Week: 2,218
Last Reported: 991
Last Year: 2,100
Compared to last week: Steers were 5.00 higher. Heifers were 4.00 higher both with a good quality and demand. Slaughter cows were 2.00 higher. Slaughter bulls were 4.00 higher with a high demand.

Roswell Livestock Auction - Roswell NM
This Week: 888
Last Reported: 1,084
Last Year: 1,090
Compared to last week's sale; Steer calves 300-550 lbs not well tested and 500-550 lbs sold 5.00 higher. Feeder steers had no comparable sales, but lower trend was felt. Heifer calves 300-500 lbs sold steady while feeder heifers were 3.00-5.00 lower. Trade was moderate with good demand on smaller numbers. Slaughter cows sold 1.00-2.00 higher and slaughter bulls were 4.00-5.00 higher few sharply higher. Excellent buyer attendance.

Joplin Reg. Stockyards Feeder Cattle - Carthage MO
This Week: 8,912
Last Reported: 6,598
Last Year: 8,937
Compared to last week feeder steers and heifers sold unevenly from 8.00 lower to 10.00 higher. Supply was heavy with moderate demand. 17 steers weighing 808 lbs. sold for 373.00/cwt.

Callaway Livestock Center - Kingdom City MO
This Week: 1,826
Last Reported: 982
Last Year: 2,484
Compared to last week, feeder market was very lightly tested with last week's light offering of calves, but steer and heifer calves sold with a sharply higher undertone with yearlings trading with a higher undertone on a light offering, the exception was a pot load of 1014 lb steers trading steady with last week's pot load of similar weight. Demand was very good on the calves and yearlings with a moderate supply with the bulk of the calves selling in small packages and groups.

Mid-South Livestock - Unionville TN
This Week: 795
Last Reported: 491
Last Year: 1,078
Compared to last week, Feeder Steers 250lbs to 420lbs 20.00 higher, 450lbs up steady to 10.00 higher. Feeder Heifers10.00 to 15.00 higher. Feeder Bulls mostly steady to 10.00 higher. Slaughter Cows mostly steady to 5.00 higher. Slaughter Bulls steady to 5.00 higher. Quality and demand very good.

Saluda Livestock Exchange - Saluda, SC
This Week: 733
Last Reported: 497
Last Year: 729
Compared to last week feeder steers 2.00 higher, feeder heifers sharply higher, feeder bulls 6.00 higher, slaughter cows and slaughter bulls steady. Moderate offerings of plain to average quality cattle with active buyer participation.

United Producers Inc. - Harned KY
This Week: 910
Last Reported: 596
Last Year: 1,009
Compared to last Monday: Feeder steers and feeder heifers under 500 lbs sold sharply higher. Feeders over 500 lbs sold 5.00 to 8.00 higher. Slaughter cows and bulls sold 3.00 to 5.00 higher.

Tuesday Auctions:

Miles City Livestock Commission Auction - Miles City, MT
This Week: 412
Last Reported: 1,490
Last Year: 713
Compared to last week (3-17-26): All feeder cattle were to lightly tested to develop any market trend. Demand for feeder cattle was mostly moderate to good. Quality this week was mostly plain to average and mostly offered in small packages or as singles. Quality this week was not as attractive as last weeks attractive offering.

Winter Livestock Auction - Riverton, WY
This Week: 462
Last Reported: 473
Last Year: 154
Compared to last Tuesday sale slaughter cow on a light offering mostly steady, slaughter bulls 3.00-13.00 higher with mostly feeder cows firm. Limited numbers of feeder calves with uneven market. Good offering of small packages of bred heifers and cows, along with few cow/calf pairs. Demand good with good buyer participation.

Winter Livestock - La Junta CO
This Week: 1,110
Last Reported: 1,483
Last Year: 842
Trade activity and demand was good. Feeder steers under 550 sold mostly 7.00 to 9.00 lower. Steers over 550 sold 2.00 to 5.00 higher with instances of sharply higher. Feeder heifers sold mostly 4.00 to 6.00 higher with instances of sharply higher across all weight classes. Boner slaughter cows of average dressing sold 1.00 higher and lean cows of average dressing sold 1.00 higher. Slaughter bulls of average dressing sold 10.00 higher.

Beaver Livestock Auction Feeder Cattle - Beaver, OK
This Week: 6,216
Last Reported: 7,960
Last Year: 3,984
Compared to last sale: Feeder steers 5.00-10.00 higher. Feeder heifers steady to 5.00 higher. In a light comparison steer calves 5.00 lower, while heifer calves 10.00-15.00 higher. Quality ranged from plain to average, several fleshy and few fancy. Demand good. Few calves and smaller feeders in the barn today, as most of today's stock weighed over 700 pounds.

OKC West Livestock Auction - El Reno, OK
This Week: 2,000
Last Reported: 4,806
Last Year: 8,059
Compared to last week: Steer calves 10.00-15.00 higher. Heifer calves steady to 5.00 higher. Stocker heifers 15.00 higher. Quality was all the way from plain to a few attractive drafts. Buyers were extremely aggressive for front end cattle today.

Lonestar Stockyards - Wildorado, TX
This Week: 1,658
Last Reported: 871
Last Year: 1,186
Compared to last week: Feeder steers traded 5.00 to 10.00 higher. Feeder heifers traded mostly steady. Steer and heifer calves were too lightly tested for a market trend but increased buyer demand was noted on lighter weight cattle with good flesh conditions that were suitable to turn out. Trading activity was active on good buyer demand. Quality was mostly attractive, with several load lots of high end type cattle and good conditioned feeding cattle on offer. Slaughter cows were too lightly tested for a market trend. Replacement cattle trended higher this week with the majority of the bred cattle and pairs returning back to the country.

Ozarks Regional Stockyards - West Plains MO
This Week: 2,691
Last Reported: 1,329
Last Year: 2,651
Compared to last week, feeder steers and heifers were 4.00-8.00 higher. Steer and heifer calves were 6.00-12.00 higher. Demand was good on a moderate supply. There was a good supply of feeder calves in the offering with the largest steer draft being 74 head weighing 707 lbs. which sold for 400.75/cwt. The largest heifer draft was 70 head weighing 724 lbs. which sold for 340.00/cwt.

Mid-State Stockyards LLP - Letohatchee, AL
This Week: 1,460
Last Reported: 862
Last Year: 1,067
Compared to two weeks ago: Slaughter cows and bulls sold 5.00 to 7.00 higher. Replacement cows sold steady. Feeder cattle sold sharply higher.

Calhoun Stockyard - Calhoun, GA
This Week: 387
Last Reported: 118
Last Year: 239
Compared to a week ago, Slaughter cows 2.00 to 4.00 higher, Slaughter bulls mostly steady, replacement cows mostly steady, feeder steers 2.00 to 4.00 higher, feeder heifers 4.00 to 7.00 higher, feeder bulls 5.00 to 8.00 higher.

Blue Grass Stockyards - Lexington, KY
This Week: 766
Last Reported: 294
Last Year: 755
Compared to last week the feeder market was stronger with an average quality offering. Feeder steers and heifers 300 lbs and under appeared firm with a light test, while the 400-600 lbs calves were 3.00 to 8.00 higher or greater in spots with a good supply and good demand for weaned and harder conditioned calves. Yearling steers and heifers appeared stronger as well with a good supply and good demand. Slaughter cows and bulls appeared stronger with a good supply and good demand, however no trends due to last weeks light test.

Producers Livestock Auction - Salina, UT
This Week: 1,355
Last Reported: 1,270
Last Year: 1,309
Compared to last week, feeder cattle sold unevenly steady on calves and yearlings. While slaughter cows sold 3.00 to 9.00 higher, with slaughter bulls selling 3.00 to 4.00 higher on a light test. Trade was active with a good demand and a heavy supply.

Wednesday Auctions:

Hub City Livestock Auction - Aberdeen SD
This Week: 6,482
Last Reported: 3,095
Last Year: 6,442
Compared to last week: best test on steers 750 to 799 lbs and 850 to 899 lbs 4.00 to 5.00 lower with instances up to 10.00 lower on 750 to 799 lbs, 800 to 849 lbs and 900 to 949 lbs 2.00 to 6.00 higher with instances up to 13.00 higher on 800 to 849 lbs. Heifers 600 to 699 lbs 8.00 to 10.00 lower, 700 to 749 lbs 2.00 to 3.00 higher. A very large offering of home raised and backgrounded cattle this week including quite a few home raised replacement quality heifers.

Bassett Livestock Auction - Bassett NE
This Week:
Last Reported:
Last Year:
Report unavailable.

Huss Platte Valley Auction - Kearney NE
This Week: 2,437
Last Reported: 4,410
Last Year: 4,432
Compared to last week steers and heifers over 700 lbs sold steady to 5.00 higher. Demand was moderate to good from the buyers in the crowd with internet activity noticed.

OKC West - El Reno OK
This Week: 7,046
Last Reported: 4,806
Last Year: 8,059
Compared to last week: Feeder steers unevenly steady. Feeder heifers steady to 3.00 lower. Feeder condition was fleshy throughout the sale. Steer calves 10.00-15.00 higher. Heifer calves steady to 5.00 higher. Stocker heifers 10.00 higher. Quality was all the way from plain to a few attractive drafts on both calves and feeders.

Clovis Livestock Auction - Clovis, NM
This Week: 1,596
Last Reported: 2,703
Last Year: 2,402
Compared to last week's sale; Steer calves 300-500 lbs sold lower and 500-550 lbs were 15.00-22.00 higher. Feeder steers 600-900 lbs sold 7.00-19.00 lower while 900-950 lbs were 9.00 higher. Heifer calves sold lower with 500-550 lbs being 15.00-25.00 lower. Feeder heifers were steady to 15.00 lower. Trade and demand were moderately lower on smaller numbers. Slaughter cows sold 6.00-10.00 higher and slaughter bulls were 6.00 higher. Market was lower with excellent buyer attendance.

Winter Livestock Feeder Cattle Auction - Dodge City KS
This Week: 3,345
Last Reported: 4,865
Last Year: 3,986
Compared to last week, steers over 750 lbs and heifers over 700 lbs sold steady, weak undertone noted. Steer and heifer calves not well tested. Slaughter cows sold steady to 4.00 higher. Several replacement quality heifers sold sharply higher. Condition and quality contributed to buyer discretion. Good demand for heavy supply.

Bloomfield Livestock Market - Bloomfield, IA
This Week: 822
Last Reported: 1,078
Last Year: 0
Compared to the sale two weeks ago, steers less than 750 lbs. sold steady to 20.00 lower, while steers heavier than 750 lbs. sold 10.00 to 20.00 higher. Heifers sold mostly 15.00 22.. higher. Demand was good today and included internet bidding. Supply was moderate and included several smaller packages and only a couple load lots.

Springfield Livestock Auction - Springfield MO
This Week: 1,584
Last Reported: 1,673
Last Year: 2,234
Compared to last week, steers sold mostly 8.00 to 18.00 higher with spots up to 27.00 higher. Heifers under 550lbs were 7.00 to 15.00 higher and heavier weights sold with a steady undertone. Many more unweaned calves on offer this week, but overall a higher quality offering of calves weaned or unweaned, along with some attractive small groups of yearlings. Demand was very good on a moderate supply.

South Central Regional Stockyards - Vienna, MO
This Week:
Last Reported:
Last Year:
Report unavailable.

Roanoke Stockyard - Roanoke AL
This Week: 905
Last Reported: 485
Last Year: 1,254
Compared to one week ago: Feeder steers and bulls sold 8.00 to 10.00 higher, feeder heifers sold 6.00 to 10.00 lower. Slaughter cows sold 2.00 to 4.00 higher, slaughter bull sold 15.00 higher. Replacement cows and pairs sold mostly steady.

Blue Grass Stockyards - Albany KY
This Week: 415
Last Reported: 258
Last Year: 477
Compared to last week: Feeder steers and heifers sold steady to 4.00 higher on a mostly average quality offering. Slaughter cows sold 6.00 to 8.00 higher. Slaughter bulls sold 3.00 to 5.00 higher.

Thursday Auctions:

Billings Livestock Commission Cattle Auction - Billings, MT
This Week: 439
Last Reported: 561
Last Year: 800
Compared to last sale (3-12-26): Feeder cattle were all too lightly tested to develop any market trend. Quality this week was mostly average. Demand was mostly moderate for light offerings. A moderate crowd was on hand for todays sale with a few additional buyers in the stands this week, despite light offerings. Market activity was moderate to active as a result.

Mitchell Livestock Auction – Mitchell SD
This Week: 3,951
Last Reported: 2,311
Last Year: 3,209
Compared to last week: Feeder steers 750-1000 lbs. sold 3.00-8.00 higher, instances 11.00 higher. Trend not applicable due to sizes not comparable for heifers, undertone is unevenly steady, with a higher undertone on most. Demand was good. Many large load lots in todays offering.

Valentine Livestock Auction - Valentine NE
This Week:
Last Reported:
Last Year:
Report unavailable.

Apache Livestock Auction - Apache, OK
This Week: 1,984
Last Reported: 2,004
Last Year: 2,044
Compared to last week: Feeder steers and feeder heifers 3.00 to 8.00 lower. Steer calves mostly 5.00 to 20.00 higher. Heifer calves 10.00 to 20.00 lower. Quality fair to average with several attractive sets. Slaughter cows mostly steady. Slaughter bulls 3.00 lower. A total of 242 cows and bulls sold with 58 percent going to packers.

Woodward Wtd Avg Cattle - Woodward OK
This Week:
Last Reported:
Last Year:
Report unavailable

Winter Livestock Auction - Pratt KS
This Week: 3,176
Last Reported: 3,877
Last Year: 4,195
Compared to last week, feeder steers 500 lb to 950 lb sold 3.00 to 10.00 higher. Not enough steers under 500 lb for a market test, however a higher trend was noted. An outstanding offering of high quality steers were available today. Feeder heifers 700 lb to 950 lb sold unevenly steady from 5.00 lower to 5.00 higher. A lower trend was noted on heifers under 700 lb, however thin fleshed and fancy heifer calves sold steady to higher. Demand was good for steers. Slaughter cows sold steady to 2.00 higher. Slaughter bulls sold steady.

Farmers & Ranchers Livestock - Salina KS
This Week: 3,280
Last Reported: 3,364
Last Year: 4,630
Compared to last week, steers over 500 lbs sold steady to weak while under 500 lbs sold sharply higher. Heifers over 650 lbs sold steady to weak while under 500 lbs to 650 lbs sold 10.00 to 20.00 higher, while under 500 lbs sold sharply higher. Quality and condition varied due to calves coming off wheat and off cow. Several fancy, reputation heifers sold as replacements. Good demand for heavy supply.

Cattleman's Livestock Auction - Dalhart TX
This Week: 2,403
Last Reported: 2,809
Last Year: 2,356
Compared to last week: There was a more positive sentiment this week as most classes of steers sold higher on few comparable sales. Feeder heifers sold 10.00-12.00 lower. Much of this weeks offering is

Cows are all around whole. Slaughter cattle were in higher demand this week. Average to high yielding cows sold for $1.00 to $1.50 higher. Both bulls and dressed were active.

Producers Livestock Cattle Auction - San Angelo, TX
This Week: 1,500
Last Month: 1,147
Last Year: 1,200
Not enough feeder cattle to offer for a true price comparison. Undertone on steers lower and heifers steady. Demand good. Supply moderate. Feeder cattle supply was made up of mostly crossbred cows this week. Most of truck longer load quality is not real good. Supply light, demand moderate.

Wisconsin Slaughterhs Swch - Stanford KY
This Week: 1,000
Last Month: 1,000
Last Year: 1,000
Compared to last Thursday: Feeder and yearling steers steady to 5.00 higher. Feeder and yearling heifers steady. Demand good. Supply moderate. Feeder cattle supply was made up of 1,000 Steers. Slaughter bulls sold 1.00 to 3.00 higher. Good demand for slaughter steers.

Farm Bureau Slaughtr - Paris KY
This Week: 1,000
Last Month: 1,000
Last Year: 1,000
Compared to last Thursday feeder steers and heifers sold 10.00 to 15.00 higher. There was good demand for feeder steers and heifers. Supply was light and demand was good. Supply was light. Slaughter bulls sold 1.00 to 2.00 higher. There was good demand for slaughter cattle.

Tuppenell Livestock Auction - Tuppenell, MN
This Week: 1,000
Last Month: 1,000
Last Year: 1,000
Compared to last Thursday, slaughter and feeder cattle firm. A good supply of fat and unfamed calves on offer. Demand good. Supply moderate. Feeder cattle supply was made up of 1,000 Steers. Slaughter cows selling 1.00 lower. Slaughter bulls firm. Trade active with good demand.

* Contents

Extension U.S. Cattle Auction Results are available on The Cattle Range

Direct Sales of Feeder & Slaughter Cattle... Click Link to view entire report

Colorado Cattle Report
This Week: 1,500
Last Month: 1,147
Last Year: 1,200
Not enough feeder cattle to offer for a true price comparison. Undertone on steers lower and heifers steady. Demand good. Supply moderate. Feeder cattle supply was made up of mostly crossbred cows this week. Most of truck longer load quality is not real good. Supply light, demand moderate.

Wisconsin Slaughterhs Swch - Stanford KY
This Week: 1,000
Last Month: 1,000
Last Year: 1,000
Compared to last Thursday: Feeder and yearling steers steady to 5.00 higher. Feeder and yearling heifers steady. Demand good. Supply moderate. Feeder cattle supply was made up of 1,000 Steers. Slaughter bulls sold 1.00 to 3.00 higher. Good demand for slaughter steers.

Farm Bureau Slaughtr - Paris KY
This Week: 1,000
Last Month: 1,000
Last Year: 1,000
Compared to last Thursday feeder steers and heifers sold 10.00 to 15.00 higher. There was good demand for feeder steers and heifers. Supply was light and demand was good. Supply was light. Slaughter bulls sold 1.00 to 2.00 higher. There was good demand for slaughter cattle.

Tuppenell Livestock Auction - Tuppenell, MN
This Week: 1,000
Last Month: 1,000
Last Year: 1,000
Compared to last Thursday, slaughter and feeder cattle firm. A good supply of fat and unfamed calves on offer. Demand good. Supply moderate. Feeder cattle supply was made up of 1,000 Steers. Slaughter cows selling 1.00 lower. Slaughter bulls firm. Trade active with good demand.

* Contents

Extension U.S. Cattle Auction Results are available on The Cattle Range

Direct Sales of Feeder & Slaughter Cattle... Click Link to view entire report

Colorado Cattle Report
This Week: 1,500
Last Month: 1,147
Last Year: 1,200
Not enough feeder cattle to offer for a true price comparison. Undertone on steers lower and heifers steady. Demand good. Supply moderate. Feeder cattle supply was made up of mostly crossbred cows this week. Most of truck longer load quality is not real good. Supply light, demand moderate.

Eastern Cornbelt Direct Cattle Report (BLOOMINGTON)
This Week: 1,700
Last Month: 1,700
Last Year: 850
Compared to last week: Not enough comparable trades two week to test trends this week. Demand is good. Supply moderate. 100% Feeder Cattle (0% Steers, 75% Heifers, 25% Bull/Bred). Steers: Feeder cattle supply over 600 lbs was 0% Choice, 0% Select. Choice-select mixed. Feeder cattle supply over 600 lbs was 0% average, after a 2.0% shrink or equivalent, with an 0.0 cent slide = $0.00 lbs. and 0% are under = $0.00 lbs. Livestock reported this week originated from IL, IN, MO, OH, PA, TN, VA, WV, and WI. Heifers: Feeder cattle supply over 600 lbs was 0% Choice, 100% Select. Choice-select mixed. Feeder cattle supply over 600 lbs was 0% average, after a 2.0% shrink or equivalent, with an 0.0 cent slide = $0.00 lbs. and 0% are under = $0.00 lbs. Livestock reported this week originated from IL, IN, MO, OH, PA, TN, VA, WV, and WI.

Montana Direct Cattle Report
This Week: 1,000
Last Month: 0
Last Year: 0
Not enough comparable trades to test the market. Demand good. Supply moderate. 100% Feeder Cattle (100% Steers, 0% Heifers). Feeder cattle supply over 600 lbs was 0% Choice, 100% Select. Choice-select mixed. Feeder cattle supply over 600 lbs was 0% average, after a 2.0% shrink or equivalent, with an 0.0 cent slide = $0.00 lbs. Livestock reported this week originated from MT.

Nebraska Direct Cattle Report
This Week: 1,000
Last Month: 0
Last Year: 0
No trades this week.

New Mexico Direct Cattle Report
This Week: 1,000
Last Month: 300
Last Year: 0
Compared to last week: Feeder steers traded mostly steady on a light test. Buyer demand was good. Supply moderate. 100% Feeder Cattle (100% Steers, 0% Heifers). Feeder cattle supply over 600 lbs was 0% Choice, 100% Select. Choice-select mixed. Feeder cattle supply over 600 lbs was 0% average, after a 2.0% shrink or equivalent, with an 0.0 cent slide = $0.00 lbs. and 0% are under = $0.00 lbs. Livestock reported this week originated from CO, KS, MO, OK, TX.

Northeast Direct Cattle Report (MAASSENGO)
This Week: 1,000
Last Month: 875
Last Year: 1,000
Compared to last week: Not enough current 500 trades to established a trend. Demand good. Supply moderate. 100% Feeder Cattle (100% Steers, 0% Heifers). Feeder cattle supply over 600 lbs was 0% Choice, 100% Select. Choice-select mixed. Feeder Cattle price FOB based on net weights after a 2% shrink or equivalent, with a 0.0 cent slide = $0.00 lbs. and 0% are under = $0.00 lbs. Livestock reported this week originated from NY, PA, VT.

Oklahoma Direct Cattle Report
This Week: 1,000
Last Month: 2,100
Last Year: 1,000
Compared to last week: Feeder steers uncertainly steady. Feeder heifers 5.00 lower. Demand moderate to good. Supply moderate. 20% Feeder Cattle (0% Steers, 61.0% Heifers). Feeder cattle supply over 600 lbs was 0% Choice, 100% Select. Choice-select mixed. Feeder Cattle price FOB based on net weights after a 2% shrink or equivalent, with a 0.0 cent slide = $0.00 lbs. and 0% are under = $0.00 lbs. Livestock reported this week originated from OK.

Southeast Direct Cattle Report (ALAPOLEANO/METZ)
This Week: 1,000
Last Month: 1,000
Last Year: 1,000
Not enough cattle last week to a market trend. Demand was good. Supply moderate. 100% Feeder Cattle (100% Steers, 0% Heifers). Feeder cattle supply over 600 lbs was 0% Choice, 100% Select. Choice-select mixed. Feeder Cattle price FOB based on net weights after a 2% shrink or equivalent, with a 0.0 cent slide = $0.00 lbs. and 0% are under = $0.00 lbs. Livestock reported this week originated from AL, GA, KY, MS, NM, SC, TN.

Texas Direct Cattle Report
This Week: 2,100
Last Month: 1,100
Last Year: 1,000
Compared to last week: Feeder FOB steers and heifers were 2.00 to 4.00 higher. Demand was good. Supply moderate. 100% Feeder Cattle (0% Steers, 100% Heifers). Feeder cattle supply over 600 lbs was 0% Choice, 100% Select. Choice-select mixed. Feeder cattle supply over 600 lbs was 0% average, after a 2.0% shrink or equivalent, with an 0.0 cent slide = $0.00 lbs. and 0% are under = $0.00 lbs. Livestock reported this week originated from AR, CO, FL, GA, KY, MS, NM, OK, TN, TX, VA.

Wyoming Nebraska Direct Cattle Report
This Week: 300
Last Month: 0
Last Year: 0
Not enough cattle last week to a market trend. Demand was good. Supply moderate. 100% Feeder Cattle (0% Steers, 75.0% Heifers). Feeder cattle supply over 600 lbs was 0% Choice, 100% Select. Choice-select mixed. Feeder cattle supply over 600 lbs was 0% average, after a 2.0% shrink or equivalent, with an 0.0 cent slide = $0.00 lbs. Livestock reported this week originated from KS, WY.

* Contents

Extension U.S. Cattle Auction Results are available on The Cattle Range

* Contents

USDA Weekly Imp Reports - Click on links for detailed report

- Alabama
- Arkansas
- California
- Colorado
- Idaho
- Iowa
- Kansas
- Missouri
- Montana
- Nebraska
- New Mexico
- Oklahoma
- Oregon
- South Dakota
- Texas
- WASH Columbia Basin
- Wyoming

Although all information in their sources believed to be accurate & timely, The Cattle Range assumes no responsibility for inaccuracies, omissions or delays, or for any loss or injury of any kind, whether provided gratis or for fee, for any reliance on information provided by this website, or for any other reason.

Copyright © 2006 - The Cattle Range - All Rights Reserved