The Cattle Range

www.cattlerange.com

Weekly Market Summary

For the week ending July 26, 2024

Compared to last week: 50 cattle traded in the Southern Plains and Northern Plains sale Barrows - Heifers sold steady to mostly 2 higher with slaughter cattle demand good. Cattle being fed to Holstein slaughter weights sold steady to mostly 2 higher. Cattle being fed to Beef slaughter weights sold steady with slaughter cows and calves sold slightly higher.

CattleBeef Market Strength Indexes

20 day Index: Cattle/Beef	20 day Index: Cattle/Hide
Change from Previous Week: 0.0% / 0.0%	**Change from 20 Days Ago: 17.0% / 0.0%**
Change from 1 Year Ago: 0.0% / 0.0%	**Change from 1 Year Ago: 0.0% / 0.0%**

Feeder Cattle: Trade in the Southern Plains and Northern Plains sale 2-5 higher at 325.00 and 345.00 respectively. Feeder cattle being fed to Holstein slaughter weights sold steady to 2 higher. Feeder cattle being fed to Beef slaughter weights sold steady to 2 higher. Feeder cattle being fed to Dairy slaughter weights sold steady and 400 lbs. sold steady.

Fed Cattle: Trade in the Southern Plains and Northern Plains sale 2-5 higher at 185.00 and 185.00 respectively. Fed cattle being fed to Beef slaughter weights sold steady to 2 higher. Fed cattle being fed to Holstein slaughter weights sold steady. Fed cattle being fed to Dairy slaughter weights sold steady. Fed cattle being fed to Beef slaughter weights sold steady to 2 higher. Fed cattle being fed to Holstein slaughter weights sold steady. Fed cattle being fed to Dairy slaughter weights sold steady.

Stocker Steers: The national average price for stocker steers was 318.27, 1.24 lower with weekly 4.05 higher sales volume.

Stocker Heifers: The national average price for stocker heifers was 302.27, 1.24 lower with weekly 4.05 higher sales volume.

USDA Feeder Cattle Index: 2024-W29: 318.27 lower than last week.

USDA Fed Cattle Index: 2024-W29: 185.00 lower than last week.

Boxed Beef Cutout: 2024-W29: 287.74 lower than last week. Choice: 287.74 Select: 284.74 Spread: 3.00

Corn Futures: 2024-W29: 4.20 lower than last week.

Soybean Futures: 2024-W29: 10.13 lower than last week.

Wheat Futures: 2024-W29: 5.40 lower than last week.

Slaughter Cattle: Trade mostly steady in 45 days.

Feeder Cattle: Trade mostly steady to 2 higher over the last 45 days.

Fed Cattle: Trade mostly steady to 2 higher over the last 45 days.

Boxed Beef Cutout: Choice: 287.74 Select: 284.74 Spread: 3.00 Choice Spread: 3.00 Select Spread: 3.00

Corn Futures: Trade mostly steady in 45 days.

Soybean Futures: Trade mostly steady in 45 days.

Wheat Futures: Trade mostly steady in 45 days.

Click here to receive the weekly or monthly newsletter by email.

Click here to receive the weekly or monthly newsletter by text message (SMS).

Click on the links below for current market information.

- Weekly Cattle Summaries
- Stocker & Feeder Cattle Weekly Receipts
- CME Feeder Cattle Futures
- Feeder & Stocker Steer Prices
- 5 Area Monthly Avg. - Stocker, Feeder, & Fed Steers
- Regional Auction Reports
- Regional Weekly Feeder & Stocker Cattle for Sale
- Cattle Futures & Options Volume Leaders
- Nebraska Feeder Cattle Weekly Import Summaries
- Canadian Cattle
- Chart of the Week
- Price of the Week
- "Stocker Hot Sheet" Weekly Analysis
- Cattle Market Glossary
- Feedgrain Futures - Prelimary
- Feeder Steers/Corn Correlation
- Slaughter Cattle by Weight
- Boxed Beef Cutouts
- USDA National Retail Beef Report
- AL Weekly Meat Production under Federal Inspection
- Cattle Slaughter Estimated Weekly Kill
- U.S. Dollar - Exchange Rates
- Stock Markets & Economic News
- Weather Outlook
- Corn Crop & Pasture Conditions
- National Grain Summary
- Nebraska Stocks Report
- Nebraska Feeder & Stocker Cattle
- Weekly Hay Reports

Links to the articles below are located based on at least three (3) or more days from current date and are necessarily ordered the date of the Cattle Range.

Click your mouse here to view:

- U.S. Cattle Herd Hit Seven-Year Low
- Cattle Producers Should Be Cautious Of Predatory Practices Given Drought
- Anti-Competitive Practices Hurt Cattle Producers Given Drought
- CDCA's Weekly Beef, Pork, & Dairy Export Highlights
- Cattle Producers Lower Off Grades as Drought Bites
- Global Beef Production to Increase +1% in 2024, Beef Exports Lower, & Imports Higher
- China Ends Anti-Dumping Investigation on Australian Weak Between and Lower Prices
- Impplications of California Starts Off Feeding Lean Grass Fresh
- Majority of Corn Belt Experiencing Some Form Of Drought

Contents

Market Overview

Cattle Futures	Last	Change	Open	High	Low	Month Ago	Year Ago
Live Cattle Futures	183.05	+0.05	181.75	183.75	181.50	184.00	184.00
Feeder Cattle Futures	249.12	+0.37	247.50	249.38	246.75	248.37	248.37
Corn	4.20	-0.02	4.19	4.22	4.17	4.22	4.22
Soybean Meal	308.00	+1.00	307.00	309.00	305.00	308.00	308.00
Soybean Oil	45.00	+0.00	45.00	45.00	45.00	45.00	45.00
Crude Oil	75.00	+0.00	75.00	75.00	75.00	75.00	75.00
Gold	2,400.00	+0.00	2,400.00	2,400.00	2,400.00	2,400.00	2,400.00
Dollar Index	104.00	+0.00	104.00	104.00	104.00	104.00	104.00
Fed Cattle	185.00	+2.00	184.00	185.00	184.00	185.00	185.00
Feeder Cattle	345.00	+2.00	343.00	345.00	343.00	345.00	345.00
Feeder Cattle - Dairy	400.00	+0.00	400.00	400.00	400.00	400.00	400.00
Feedstock Chicago	318.27	-1.24	319.51	318.27	318.27	314.22	314.22
Feedstock Texas	302.27	-1.24	303.51	302.27	302.27	298.22	298.22
Avg National Boxed	287.74	-3.00	290.74	287.74	287.74	287.74	287.74
Packer Steers	243.00	00.00	243.00	243.00	243.00	243.00	243.00
Packer Heifers	243.00	00.00	243.00	243.00	243.00	243.00	243.00
Boxed Beef Cutout	287.74	-3.00	290.74	287.74	287.74	287.74	287.74
Choice	287.74	-3.00	290.74	287.74	287.74	287.74	287.74
Select	284.74	-3.00	287.74	284.74	284.74	284.74	284.74
Spread	3.00	0.00	3.00	3.00	3.00	3.00	3.00
Corn Futures	4.20	-0.02	4.19	4.22	4.17	4.22	4.22
Soybean Futures	10.13	-0.02	10.15	10.15	10.11	10.15	10.15
Wheat Futures	5.40	-0.02	5.42	5.42	5.38	5.42	5.42

Contents

National Feeder & Stocker Cattle Sale Receipts

Source: Livestock Marketing Information Center, Data Source: USDA Agricultural Marketing Service, USDA, LMIC

	Last Week	Year Ago	Last Year	Last Month	Last Year	Last Month	Last Year
Steers	121,000	121,000	121,000	121,000	121,000	121,000	121,000
Heifers	121,000	121,000	121,000	121,000	121,000	121,000	121,000
Total	242,000	242,000	242,000	242,000	242,000	242,000	242,000



The Feeder & Stocker Cattle prices below are weighted average prices compiled to show the overall price trend for feeder and stocker cattle. Prices are for cash transactions only.

Contents

Feeder Steers

Feeder Steers	Last Week	Month Ago	Year Ago
5 Area Weekly Avg.	275.00	275.00	275.00
Steers - 400-500 lbs.	275.00	275.00	275.00
Steers - 500-600 lbs.	275.00	275.00	275.00
Steers - 600-700 lbs.	275.00	275.00	275.00
Steers - 700-800 lbs.	275.00	275.00	275.00
Feeder Steers Avg.	275.00	275.00	275.00
Feeder Heifers Avg.	275.00	275.00	275.00
Stocker Steers Avg.	275.00	275.00	275.00
Stocker Heifers Avg.	275.00	275.00	275.00
Holstein Steers Avg.	275.00	275.00	275.00

Stocker Steers

Stocker Steers	Last Week	Month Ago	Year Ago
5 Area Weekly Avg.	275.00	275.00	275.00
Steers - 300-400 lbs.	275.00	275.00	275.00
Steers - 400-500 lbs.	275.00	275.00	275.00
Steers - 500-600 lbs.	275.00	275.00	275.00
Steers - 600-700 lbs.	275.00	275.00	275.00
Steers - 700-800 lbs.	275.00	275.00	275.00
Stocker Steers Avg.	275.00	275.00	275.00
Stocker Heifers Avg.	275.00	275.00	275.00

Heifers

Heifers	Last Week	Month Ago	Year Ago
5 Area Weekly Avg.	275.00	275.00	275.00
Heifers - 400-500 lbs.	275.00	275.00	275.00
Heifers - 500-600 lbs.	275.00	275.00	275.00
Heifers - 600-700 lbs.	275.00	275.00	275.00
Heifers - 700-800 lbs.	275.00	275.00	275.00
Feeder Heifers Avg.	275.00	275.00	275.00
Stocker Heifers Avg.	275.00	275.00	275.00

Dairy

Dairy	Last Week	Month Ago	Year Ago
Holstein Steers Avg.	275.00	275.00	275.00

Contents



Contents

Contents

Cattle Futures Closing of Contracts of Trades

Contents

Mexican Feeder Cattle Weekly Import Summary

Feeder Cattle Imported	Last Week	Month Ago	Year Ago
Mexico to U.S.	0	0	0
Steers	0	0	0
Heifers	0	0	0
Mexico to Mexico	0	0	0
Steers	0	0	0
Heifers	0	0	0

Mexico to U.S. Import Report for 12/28/2024-01/04/2025

Feeder Cattle - Steers, Heifers, Stocker Steers, Stocker Heifers, Holstein Steers, Holstein Heifers, Dairy Heifers, Mexican Steers, Mexican Heifers, Mexican Stocker Steers, Mexican Stocker Heifers, Mexican Holstein Steers, Mexican Holstein Heifers, Mexican Dairy Heifers

Fed Cattle - Steers, Heifers, Mexican Steers, Mexican Heifers, Mexican Holstein Steers, Mexican Holstein Heifers, Mexican Dairy Heifers

Fed Cattle - Cows, Mexican Cows, Mexican Holstein Cows, Mexican Dairy Cows

Slaughter Cattle - Bulls, Mexican Bulls, Mexican Holstein Bulls, Mexican Dairy Bulls

Feeder Cattle - Steers, Heifers, Stocker Steers, Stocker Heifers, Holstein Steers, Holstein Heifers, Dairy Heifers, Mexican Steers, Mexican Heifers, Mexican Stocker Steers, Mexican Stocker Heifers, Mexican Holstein Steers, Mexican Holstein Heifers, Mexican Dairy Heifers

Fed Cattle - Steers, Heifers, Mexican Steers, Mexican Heifers, Mexican Holstein Steers, Mexican Holstein Heifers, Mexican Dairy Heifers

Fed Cattle - Cows, Mexican Cows, Mexican Holstein Cows, Mexican Dairy Cows

Slaughter Cattle - Bulls, Mexican Bulls, Mexican Holstein Bulls, Mexican Dairy Bulls

Contents

Nebraska Feeder Cattle Weekly Import Summary

Contents

Nationwide Feedlot Placements

Jeffery Grout, cattle analyst: Thursday, late-night trade develop with blizzard rates returned to 4-5-00 range. Cash trade and Live Cattle trade tested new lows during morning session but the second half of the session saw a rebound in the market. Feeder cattle futures were lower throughout the day with the front-month contract trade above weekly lows.

Download TWO Years of Daily Futures Prices: Click here to download TWO years of daily futures prices in a comma delimited format.

Contents



Contents

Photo of the Week

"Stocker Hot Sheet" Weekly Analysis

Jeffery Grout, cattle analyst: Following a historical high for cattle, when bound to be the continuing to rise, cattle prices tumbled last year, leaves me in fear towards the cattle feeding sector of an attempt to garner a profit. Cattle feeding is a tough business, and it is not for the faint of heart. Cattle feeding is a business that requires a lot of capital investment, and it requires a lot of knowledge and expertise to be successful. The cattle feeding sector is also subject to the ups and downs of the market, and it is important to be aware of the risks and rewards associated with this sector. Overall, cattle feeding can be a profitable venture for those who are willing to take the risks and have the knowledge and expertise to be successful. The cattle feeding sector is also subject to the ups and downs of the market, and it is important to be aware of the risks and rewards associated with this sector. Overall, cattle feeding can be a profitable venture for those who are willing to take the risks and have the knowledge and expertise to be successful. Although cow herds have increased somewhat lately, the number of cattle being fed in feedlots has been declining for the past few years. This is due to a variety of factors, including the high cost of feed, the low profitability of the cattle feeding industry, and the increasing competition from other forms of meat production. The decline in the number of cattle being fed in feedlots has had a significant impact on the cattle industry, and it has made it more difficult for cattle producers to find a market for their cattle. This has also led to a decline in the quality of the cattle being fed in feedlots, as producers have had to settle for lower-quality cattle in order to find a market for their cattle. Although cow herds have increased somewhat lately, the number of cattle being fed in feedlots has been declining for the past few years. This is due to a variety of factors, including the high cost of feed, the low profitability of the cattle feeding industry, and the increasing competition from other forms of meat production. The decline in the number of cattle being fed in feedlots has had a significant impact on the cattle industry, and it has made it more difficult for cattle producers to find a market for their cattle. This has also led to a decline in the quality of the cattle being fed in feedlots, as producers have had to settle for lower-quality cattle in order to find a market for their cattle. Overall, the cattle feeding sector is a tough business that requires a lot of capital investment and expertise to be successful. The cattle feeding sector is also subject to the ups and downs of the market, and it is important to be aware of the risks and rewards associated with this sector. The cattle feeding sector is also subject to the ups and downs of the market, and it is important to be aware of the risks and rewards associated with this sector. Overall, cattle feeding can be a profitable venture for those who are willing to take the risks and have the knowledge and expertise to be successful. Cattle feeding is a business that requires a lot of capital investment, and it requires a lot of knowledge and expertise to be successful

Footprint Cross-Hairs for the weeks ending ...

Typical crosses for helped stores sold this week: **(000,000)**
Typical crosses for unhelped stores sold this week: **(000,000)**
Typical crosses for all stores sold this week: **(000,000)**

Footprint Cross-Hairs - 1 Year Moving Averages ... (<<<Previous)

Foreign Statistical Correlations: 1 Year Moving Average

Top 100 Items Ranked by Correlation Against Sales Volume for the Trailing Twelve (12) Months

Item	Corr	% of Total
[illegible]	[illegible]	[illegible]
[illegible]	[illegible]	[illegible]
[illegible]	[illegible]	[illegible]

Ferrellgas Partners, L.P.(Formerly Ferrellgas Limited Partnership) - Sikes City, MO
Type: Propane
Year Made: 1.000
Last Repaired: 0.000
Last Repaired Date:
Comments:
Comments to user: Fender welds exempt this exam component but need - Fender cracks 0.00 to 0.50 Higher than needs further evaluation. Fender cracks 0.50 to 1.00 Higher and cracks exceeding 1.00 Higher are not acceptable. Fitting or component weld quality exceeds minimum requirements.