The Cattle Range

www.cattlerange.com

Weekly Market Summary

For the week ending June 6, 2014

For the week the cattle index in the South saw 135 higher cash fed steers. Nebraska saw 2 higher cash fed steers. Texas saw 2 higher cash fed steers. Kansas saw 3 higher cash fed steers. Colorado saw 5 higher cash fed steers. Iowa saw 6 higher cash fed steers.

Cattle Index is derived from the CME's Feeder Cattle Futures, Live Cattle Futures, and Live Cattle Futures Basis. Cattle Index is based on the 5 Area Weekly Prices. Cattle Index takes into account the current and previous two weeks of data. Cattle Index is based on the 5 Area Weekly Prices. Cattle Index takes into account the current and previous two weeks of data.

Feeder Cattle The nearby (active) contract for Feeder Cattle is: 154.15 (-0.35) higher with trade 154.15-154.40 (+0.05) and 2,000 (-1,000) contracts traded. Feeder Cattle Index is 0.00 (0.00).

Live Cattle The nearby (active) contract for Live Cattle is: 124.47 (-0.32) higher with trade 124.47-124.52 (+0.02) and 2,000 (-1,000) contracts traded. Live Cattle Index is 0.00 (0.00).

Live Cattle Basis Cash Index 5 Area Weekly Prices: 124.12 (-0.32) higher by 0.35.

Cattle Futures Volume Total: 4,000 (-2,000)

Feeder Cattle Open Interest 16,000 (-1,000)

Live Cattle Open Interest 81,000 (-2,000)

Wound Beef Contracts Choice cutout for Wednesday's trade is 189.98 and the Yellow cutout for Tuesday's trade was 188.00. Wednesday's Choice cutout is 1.98 higher than Tuesday's Yellow cutout. Wednesday's Choice cutout is 14.98 higher than last week's Choice cutout. Wednesday's Choice cutout is 29.98 higher than last month's Choice cutout. Wednesday's Choice cutout is 34.98 higher than last year's Choice cutout.

Cattle Hide Futures Cash: 1.17 Nearby: 1.17 (0.00)

Cattle Hide Futures Open Interest 1,000 (0)

Fed cattle sales Fed cattle sales were reported for the week ending Saturday, June 06, 2014 as: Nebraska 2 higher, Texas 2 higher, Kansas 3 higher, Colorado 5 higher, Iowa 6 higher. Fed cattle sales were reported for the week ending Friday, June 06, 2014 as: Texas 2 higher, Kansas 3 higher, Colorado 5 higher, Iowa 6 higher. Comments: Cash prices were up for the week. Dressed sales were up for the week. Feedlots are fairly well sold out.

Cattle Market Comments Cattle on feed placements for the week ending Saturday, June 06, 2014 are: Nebraska 2 higher, Texas 2 higher, Kansas 3 higher, Colorado 5 higher, Iowa 6 higher. Cattle on feed placements for the week ending Friday, June 06, 2014 are: Texas 2 higher, Kansas 3 higher, Colorado 5 higher, Iowa 6 higher. Comments: Cash prices were up for the week. Dressed sales were up for the week. Feedlots are fairly well sold out.

Contents

Contents

- Weekly Market Summary
- Cattle Futures Volume and Weekly Receipts
- CME Feeder Cattle Index
- Feeder & Stocker Steer Prices
- Feeder & Stocker Steer Prices Continued
- Nebraska Feeder Prices
- Direct Sales of Feeder & Stocker Cattle to Date
- Nebraska Feeder Prices Continued
- Nebraska Feeder Cattle Sold Weekly Comparison
- Canadian Cattle
- Canadian Cattle
- Nebraska Fed Steer Prices
- Nebraska Fed Steer Prices Continued
- Fed Steers Delivered
- Fed Steers Delivered Continued
- Nebraska Fed Heifer Prices
- Nebraska Fed Heifer Prices Continued
- Fed Heifers Delivered
- Fed Heifers Delivered Continued
- Nebraska Dressed Beef Prices
- Nebraska Dressed Beef Prices Continued
- Nebraska Weekly Slaughter Cattle Grade & Dressing Percentages
- Nebraska Slaughter Cattle Grade & Dressing Percentages Continued
- Nebraska Weekly Slaughter Cattle Grade & Dressing Percentages
- Nebraska Weekly Slaughter Cattle Grade & Dressing Percentages Continued
- Nebraska Cattle Receipts
- Cattle Receipts Comparisons
- Nebraska Cattle Receipts
- Nebraska Weekly Cattle Receipts Comparisons
- Cattle Receipts Comparisons
- Nebraska Weekly Cattle Receipts Comparisons

Links to other similar reports are available on the internet in the of Nebraska that contain data on Nebraska Feeder Cattle Prices, Fed Cattle Prices, and Cattle Futures.

Visit your "Bookmark" or "Favorite" to find this site.

Cattle Market Links

- Cattle Grading Photos - A to Z (cattle sizes, animal weights, carcass dimensions)
- Comparative Confidence Index for the North Line, Minnesota, Iowa, Illinois, Kansas
- Annually Consolidated Nebraska Cattle Feeding Data, Cattle Placements, Marketings, and Cattle on Feed
- Nebraska, Southern Plains Cattle Feeding Operations Profile
- Nebraska Cattle Feeding Operations Profile Compared to Colorado & North Dakota
- The Cattle and Beef Market Glossary

Contents

CME Feeder Cattle							
Contract	Prev Close	Open	High	Low	Last	Change	Open Int
Jun 14	154.50	154.50	154.50	154.15	154.15	-0.35	16,000
Aug 14	156.75	156.75	156.75	156.75	156.75	0.00	1,000
Sep 14	157.75	157.75	157.75	157.75	157.75	0.00	1,000
Oct 14	158.50	158.50	158.50	158.50	158.50	0.00	1,000
Nov 14	159.25	159.25	159.25	159.25	159.25	0.00	1,000
Jan 15	161.00	161.00	161.00	161.00	161.00	0.00	1,000
Mar 15	162.75	162.75	162.75	162.75	162.75	0.00	1,000
Apr 15	163.50	163.50	163.50	163.50	163.50	0.00	1,000
May 15	164.25	164.25	164.25	164.25	164.25	0.00	1,000
Feeder Cattle Index	0.00						
Feeder Cattle Volume							4,000
Feeder Cattle Open Interest							16,000
Live Cattle Futures							
Contract	Prev Close	Open	High	Low	Last	Change	Open Int
Jun 14	124.79	124.54	124.57	124.47	124.47	-0.32	81,000
Aug 14	124.52	124.37	124.52	124.37	124.52	0.00	1,000
Oct 14	124.52	124.52	124.52	124.52	124.52	0.00	1,000
Dec 14	124.52	124.52	124.52	124.52	124.52	0.00	1,000
Feb 15	124.52	124.52	124.52	124.52	124.52	0.00	1,000
Apr 15	124.52	124.52	124.52	124.52	124.52	0.00	1,000
Live Cattle Index	0.00						
Live Cattle Basis	0.35						
Live Cattle Volume							2,000
Live Cattle Open Interest							81,000



Contents

Nebraska Feeder & Stocker Cattle Sold Weekly

Contents

Feeder & Stocker Steer Prices							
Weight	Prev Wtd Avg	Prev Low	Prev High	Wtd Avg	Low	High	Head
300-325	224.00	224.00	224.00	224.00	224.00	224.00	5
325-350	217.00	217.00	217.00	217.00	217.00	217.00	5
350-375	214.00	214.00	214.00	214.00	214.00	214.00	5
375-400	208.00	208.00	208.00	208.00	208.00	208.00	5
400-425	203.00	203.00	203.00	203.00	203.00	203.00	5
425-450	198.00	198.00	198.00	198.00	198.00	198.00	5
450-475	194.00	194.00	194.00	194.00	194.00	194.00	5
475-500	189.00	189.00	189.00	189.00	189.00	189.00	5
500-525	184.00	184.00	184.00	184.00	184.00	184.00	5
525-550	179.00	179.00	179.00	179.00	179.00	179.00	5
550-575	174.00	174.00	174.00	174.00	174.00	174.00	5
575-600	169.00	169.00	169.00	169.00	169.00	169.00	5
Feeder & Stocker Heifer Prices							
Weight	Prev Wtd Avg	Prev Low	Prev High	Wtd Avg	Low	High	Head
300-325	214.00	214.00	214.00	214.00	214.00	214.00	5
325-350	207.00	207.00	207.00	207.00	207.00	207.00	5
350-375	204.00	204.00	204.00	204.00	204.00	204.00	5
375-400	198.00	198.00	198.00	198.00	198.00	198.00	5
400-425	193.00	193.00	193.00	193.00	193.00	193.00	5
425-450	188.00	188.00	188.00	188.00	188.00	188.00	5
450-475	184.00	184.00	184.00	184.00	184.00	184.00	5
475-500	179.00	179.00	179.00	179.00	179.00	179.00	5
500-525	174.00	174.00	174.00	174.00	174.00	174.00	5
525-550	169.00	169.00	169.00	169.00	169.00	169.00	5
550-575	164.00	164.00	164.00	164.00	164.00	164.00	5
575-600	159.00	159.00	159.00	159.00	159.00	159.00	5

Contents



Direct Sales of Feeder & Stocker Cattle to Date							
Date	Head	Weight	Price	Value	Dest	Loc	Type
06/04/2014	1,000	400	203.00	203,000	Nebraska	Nebraska	Sale Barn
06/04/2014	1,000	500	184.00	184,000	Nebraska	Nebraska	Sale Barn
06/04/2014	1,000	550	169.00	169,000	Nebraska	Nebraska	Sale Barn
06/04/2014	1,000	575	159.00	159

Sunday, December 11, 2022

USDA National Farm & Ranch Estimated Grading Percent Reports

Weekly Cattle Grading Percentages (Estimated Percentage of Head Graded)

Wednesday, December 7, 2022 - Thursday, December 8, 2022 (Most Recent Two Weeks)

Cattle Grading Percentages (Estimated Percentage of Head Graded)



Live Steers Trade Data

Beef

Net sales of 20,000 MT for 2022-2023 received in the previous week, but unreported from the U.S. to China (PRC) were reported to the Foreign Agricultural Service (FAS) of the U.S. Department of Agriculture (USDA) during the week of December 5, 2022. Of the total, 20,000 MT were for delivery during the marketing year that begins September 26, 2022, and 0 MT for delivery during the marketing year that begins September 26, 2023. Updates to GTR 24 - Grading Standards for Beef, Veal, Pork, and Lamb, to reflect the Grading Standards of the U.S. Department of Agriculture (USDA) for Beef, Veal, Pork, and Lamb, effective December 1, 2022.

Pork

Net sales of 10,000 MT for 2022-2023 received in the previous week and 0 MT for 2023-2024 were reported to the Foreign Agricultural Service (FAS) of the U.S. Department of Agriculture (USDA) for delivery to Mexico during the week of December 5, 2022. Updates to GTR 24 - Grading Standards for Beef, Veal, Pork, and Lamb, to reflect the Grading Standards of the U.S. Department of Agriculture (USDA) for Beef, Veal, Pork, and Lamb, effective December 1, 2022.

Poultry

Turkey

Weekly Broiler Meat Production Under Federal Inspection

Weekly Broiler Meat Production Under Federal Inspection (Million Pounds) - Week Ending Saturday, December 10, 2022 (Most Recent Two Years)

Eggs

Chicago Mercantile Exchange Futures Trade

Chicago Mercantile Exchange Futures Trade (Contracts Traded) - Wednesday, December 7, 2022 (Most Recent Two Years)

Cattle Futures

Cattle Futures Open Interest

Cattle Futures Open Interest - Change

U.S. Dollar - 6 Month Chart

U.S. Dollar - 6 Month Chart

Cattle futures prices have been very bullish during the past few months. Cash cattle prices have been very bullish since the beginning of October 2022 and continue to trade at very high levels. Cattle futures have been very bullish since the beginning of October 2022 and have reached

Shorthorn Bull Sale Cattle - Shorthorn CO
Last Posted: 2/2
Last Updated: 2/2
Last Total: 1,000
Shorthorn Bull Sale Cattle. Tender-loined 18-24 Month Old Bulls. Tender Cattle. 50.00 to 75.00 Yearlings. Bred Heifers 1,000.00 to 2,000.00. Heifer calves pricing. Genuine Guarantee Available & more. Quality Cattle.

Fall Limousin Auction - Fall A/S
Last Posted: 2/2
Last Updated: 2/2
Last Total: 1,000
Fall Limousin Auction. Bulls 18 to 27 Mo. and 30 to 42 Mo. Fall Bulls. Limousin 50-100 bulls. Genuine 100 bulls. Semi-bull calves 400 to 700 lb. Limousin and Genuine. Fall Bulls. Fall Bulls. Fall Bulls