The Cattle Range

www.cattlerange.com

Weekly Market Summary

For the week ending February 27, 2026

Compared to last week, fed cattle trade was lower with feeder cattle and stocker calves higher. Cattle futures collapsed while the boxed beef cutouts spiked higher.

Cattle/Beef Market-Strength Indexes

10 Day Index Trendline	60 Day Index Trendline
Change from Previous Day: -3.08%	Change from 60 Days Ago: +15.73%
Change from 10 Days Ago: -2.33%	Change from 60 Day High: -2.35%

Indexes track the daily market values for the past 10 & 60 days. Each value is the weighted total of the Gain/(Loss) for major market factors compared to the previous trading day.

Click Here to receive the WMS on Saturday mornings or to have it sent to friends & associates.

Fed Cattle: Trade in the Southern Plains was 4.00 lower at 244.00 with Northern Plains trade 3.00 lower at 243.00. In the 3 front months, Live Cattle futures were 7.17 to 9.78 lower. USDA's steer carcass weight data showed weights averaged 984 lbs. this week, compared to 981 lbs. last week and 954 lbs. a year ago.
S: This Week: 244.00 / Month Ago: 240.00 / Year Ago: 197.00 / 5 Year Avg: 172.01
N: This Week: 243.00 / Month Ago: 240.00 / Year Ago: 198.00 / 5 Year Avg: 173.73

Feeder Steers: The national average price for feeder steers was 383.45, 1.25 higher with trade mostly 1.00 lower to 4.00 higher. In the 3 front months, Feeder Cattle futures were 12.60 to 13.85 lower.
This Week: 383.45 / Month Ago: 372.23 / Year Ago: 279.81 / 5 Year Avg: 227.90

Stocker Steers: The national average price for stocker steers was 486.54, 6.97 higher with trade mostly steady to 8.00 higher.
This Week: 486.54 / Month Ago: 469.47 / Year Ago: 343.45 / 5 Year Avg: 271.39

CME Feeder Cattle Index: Posted daily by CME for the prior business day
372.79… -4.58 ~ Historic High: 377.37 on 2/19/26
This Week: 372.79 / Month Ago: 370.69 / Year Ago: 281.06 / 5 Year Avg: 225.38

Boxed Beef Cutout: The Choice cutout was 13.07 higher at 379.77 and the Select cutout was 13.51 higher at 374.25. The Choice/Select spread is 5.52, 0.44 narrower.
This Week: 379.77 / Month Ago: 365.56 / Year Ago: 311.83 / 5 Year Avg: 305.29

Cutter Cow Cutout: 2.08 higher at 333.90.

Slaughter Cows: Trade mostly 1.00 lower to 4.00 higher.

Total red meat production under Federal inspection for the week ending Saturday, February 28th was estimated at 1013.5 million lbs. according to the USDA Marketing Service. This was 0.5 percent higher than a week ago and 2.7 percent lower than a year ago. Cumulative meat production for the year to date was 4.5 percent lower compared to the previous year.

Corn: May futures closed at 4.4850, 0.0875 higher.

Contents:

- Weekly Market Overview
- Stocker & Feeder Cattle Weekly Receipts
- Feeder & Stocker Steer Prices
- 5 Year Moving Avg. - Stocker, Feeder, & Fed Steers
- Regional Auction Reports
- Direct Sales of Feeder & Stocker Cattle by State
- Cattle Futures' Long-Term Market Outlook
- Mexican Feeder Cattle Weekly Import Summary
- Chart of the Week
- Photo of the Week
- "Shootin' the Bull" Weekly Analysis
- Fed Cattle
- Feedyard Closeouts: Profit/(Loss)
- Feeder Steers/Corn Correlation
- Slaughter Cattle by Class
- Canadian Fed Cattle
- Boxed Beef Cutouts
- USDA National Retail Beef Report
- Est. Weekly Meat Production Under Federal Inspection
- Drought Conditions & Weather Outlook
- National Grain Summary
- Selected Auction Reports
- Direct Sales of Feeder & Stocker Cattle
- Weekly Hay Reports

***Links to the articles below** are included because we found them to be of interest but their content does not necessarily reflect the views of The Cattle Range.*

Click your "Back Button" to return to the WMS.

- United States loses approximately 2 Million Acres of Grassland Annually
- Economics of Native Beef and Beef × Dairy Steers in Yearling Systems
- USDA Food Price Outlook for 2026
- Lonesome Report: Oklahoma Wildfires, Cattle Prices, Dust Bowl & More
- 2/24/26: USDA Monthly Cold Storage Report
- A Snapshot of the Cattle Feeding Industry
- Lubbock TX Feedyard Closing due to Lack of Cattle

^ Contents

Market Overview:

www.cattlerange.com	02/27/26	Last Week	1 Month Ago	1 Year Ago	5 Yr. Avg.
CME Feeder Index	372.79	377.37	370.69	281.06	225.38
Live Cattle Futures	02/27/26	Last Week	1 Month Ago	1 Year Ago	5 Yr. Avg.
April	232.22	242.00	236.80	188.77	170.76
June	229.15	237.52	231.72	187.92	170.77
August	227.80	234.97	228.97	187.41	171.85
Feeder Futures	02/27/26	Last Week	1 Month Ago	1 Year Ago	5 Yr. Avg.
March	355.42	368.02	360.27	274.97	226.71
April	351.20	365.05	358.27	273.00	228.81
May	347.20	361.00	355.12	271.12	230.72
Fed Cattle	02/27/26	Last Week	1 Month Ago	1 Year Ago	5 Yr. Avg.
S. Central	244.00	248.00	240.00	197.00	172.01
N. Central	243.00	246.00	240.00	198.00	173.73
Feedyard Closeouts	02/27/26	Last Week	1 Month Ago	1 Year Ago	5 Yr. Avg.
Current	(62.87)	16.57	69.17	129.08	46.09
Future (Projected)	(548.62)	(463.58)	(447.02)	(228.23)	(127.93)
Avg. National Prices	02/27/26	Last Week	1 Month Ago	1 Year Ago	5 Yr. Avg.
Feeder Steers	383.45	382.20	372.23	279.81	227.90
Stocker Steers	486.54	479.57	469.47	343.45	271.39
Boxed Beef Cutout	02/27/26	Last Week	1 Month Ago	1 Year Ago	5 Yr. Avg.
Choice	379.77	366.70	365.56	311.83	305.29
Select	374.25	360.74	361.94	302.05	287.04
Spread	5.52	5.96	3.62	9.78	18.23
Cutter Cow Cut-Out	333.90	331.82	321.51	294.49	248.95
Crude Oil Futures	67.28	66.49	65.77	70.07	76.42
Grain Prices	02/27/26	Last Week	1 Month Ago	1 Year Ago	5 Yr. Avg.
Omaha Corn	4.24	4.23	4.18	4.55	5.51
Kansas City Wheat	5.29	5.31	5.27	5.32	6.68
May Corn Futures	4.4850	4.3975	4.2825	4.6950	5.3744
May Wheat Futures	5.9150	5.8025	5.3800	5.5575	6.7110

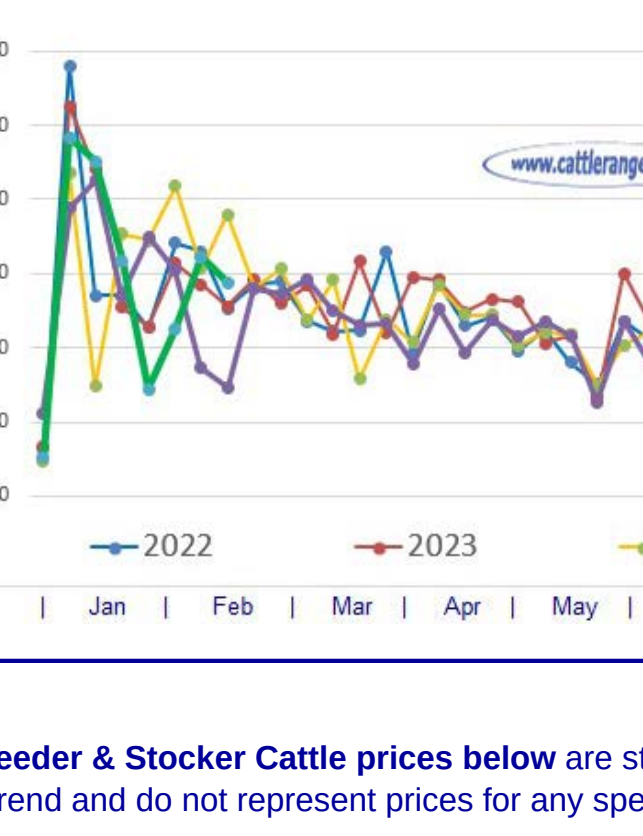

^ Contents

National Feeder & Stocker Cattle Sale Receipts:
Data released by USDA on Monday, 2/23/26 for week ending Saturday, 2/21/26

Week Ending:	2/21/26	Prior Week	1 Year Ago	2 Years Ago	3 Years Ago	3 Yr. Avg.
Auctions	202,100	255,500	80,300	281,100	170,600	177,333
Direct Sales	21,500	21,900	11,400	40,200	34,100	28,567
Video/Internet	64,100	45,500	53,400	57,900	48,800	53,367
www.cattlerange.com						
Total	287,700	322,900	145,100	379,200	253,500	259,267
This Week +/-	-	-10.9%	98.3%	-24.1%	13.5%	11.0%

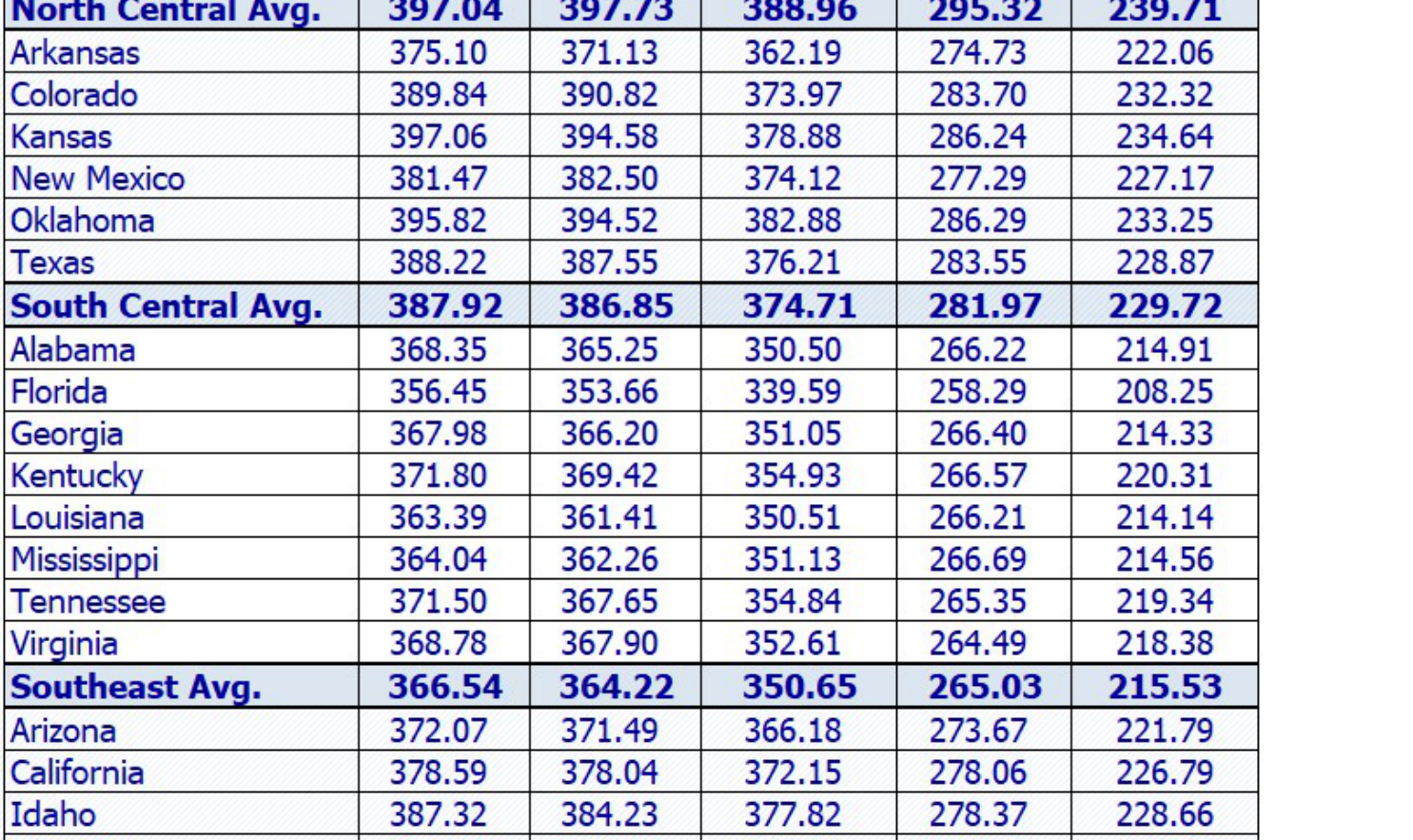

The Feeder & Stocker Cattle prices below are statewide average prices compiled to show the overall price trend and do not represent prices for any specific market/region within a state.

^ Contents

Feeder Steers:

700 lb. - 800 lb. Steers	02/27/26	Last Week	1 Month Ago	1 Year Ago	5 Yr. Avg.
Dakotas	394.56	396.14	396.23	301.87	244.89
Iowa	394.26	396.58	381.75	290.76	237.30
Missouri	397.12	394.64	379.13	286.29	234.62
Montana	391.05	392.53	388.73	295.01	236.37
Nebraska	410.58	410.32	397.22	300.23	246.22
Wyoming	394.68	396.17	390.70	297.75	238.84
North Central Avg.	397.04	397.73	388.96	295.32	239.71
Arkansas	375.10	371.13	362.19	274.73	222.06
Colorado	389.84	390.82	373.97	283.70	232.32
Kansas	397.06	394.58	378.88	286.24	234.64
New Mexico	381.47	382.50	374.12	277.29	227.17
Oklahoma	395.82	394.52	382.88	286.29	233.25
Texas	388.22	387.55	376.21	283.55	228.87
South Central Avg.	387.92	386.85	374.71	281.97	229.72
Alabama	368.35	365.25	350.50	266.22	214.91
Florida	356.45	353.66	339.59	258.29	208.25
Georgia	367.98	366.20	351.05	266.40	214.33
Kentucky	371.80	369.42	354.93	266.57	220.31
Louisiana	363.39	361.41	350.51	266.21	214.14
Mississippi	364.04	362.26	351.13	266.69	214.56
Tennessee	371.50	367.65	354.84	265.35	219.34
Virginia	368.78	367.90	352.61	264.49	218.38
Southeast Avg.	366.54	364.22	350.65	265.03	215.53
Arizona	372.07	371.49	366.18	273.67	221.79
California	378.59	378.04	372.15	278.06	226.79
Idaho	387.32	384.23	377.82	278.37	228.66
Nevada	383.40	380.22	374.94	276.85	226.60
Oregon	385.21	383.36	376.82	277.29	227.92
Utah	383.46	380.32	374.36	276.42	226.63
Washington	385.96	382.28	379.95	277.73	228.29
Western Avg.	382.29	379.99	374.60	276.91	226.67
Overall Average	383.45	382.20	372.23	279.81	227.90
This Week +/-	-	0.3%	3.0%	37.0%	68.2%

Stocker Steers:

500 lb. - 600 lb. Steers	02/27/26	Last Week	1 Month Ago	1 Year Ago	5 Yr. Avg.
Dakotas	507.16	504.47	493.94	361.56	289.95
Iowa	493.58	492.54	478.20	351.09	282.16
Missouri	514.41	508.17	504.02	358.37	279.42
Montana	497.45	495.58	492.53	361.02	282.90
Nebraska	517.88	512.44	507.58	367.85	294.26
Wyoming	502.07	500.58	497.10	364.37	285.34
North Central Avg.	505.43	502.30	495.56	360.71	285.67
Arkansas	477.22	468.23	454.62	340.32	264.40
Colorado	494.02	493.66	483.62	352.16	280.98
Kansas	517.32	508.15	501.44	357.44	278.61
New Mexico	488.02	486.11	475.23	338.18	271.94
Oklahoma	522.39	515.87	504.15	355.11	278.75
Texas	493.08	489.77	478.22	344.55	271.47
South Central Avg.	498.68	493.63	482.88	347.96	274.36
Alabama	461.28	452.31	435.30	333.03	256.15
Florida	458.77	447.23	427.66	331.25	249.82
Georgia	469.51	458.22	439.29	332.48	254.93
Kentucky	459.33	441.10	425.42	320.11	254.19
Louisiana	458.15	448.77	432.62	329.65	252.94
Mississippi	459.35	447.96	434.40	331.22	254.12
Tennessee	456.87	442.32	425.07	320.90	253.18
Virginia	454.63	440.23	422.83	319.14	252.12
Southeast Avg.	459.74	447.27	430.32	327.22	253.43
Arizona	475.68	467.53	462.40	331.49	267.55
California	484.99	476.22	475.06	331.30	274.12
Idaho	482.29	476.33	469.80	343.35	273.72
Nevada	485.99	478.58	470.06	337.61	272.10
Oregon	480.42	474.54	467.97	342.03	272.52
Utah	485.64	478.78	469.85	337.08	271.57
Washington	481.19	473.65	468.72	342.57	272.97
Western Avg.	482.31	475.09	469.12	337.92	272.08
Overall Average	486.54	479.57	469.47	343.45	271.39
This Week +/-	-	1.5%	3.6%	41.7%	79.3%

^ Contents

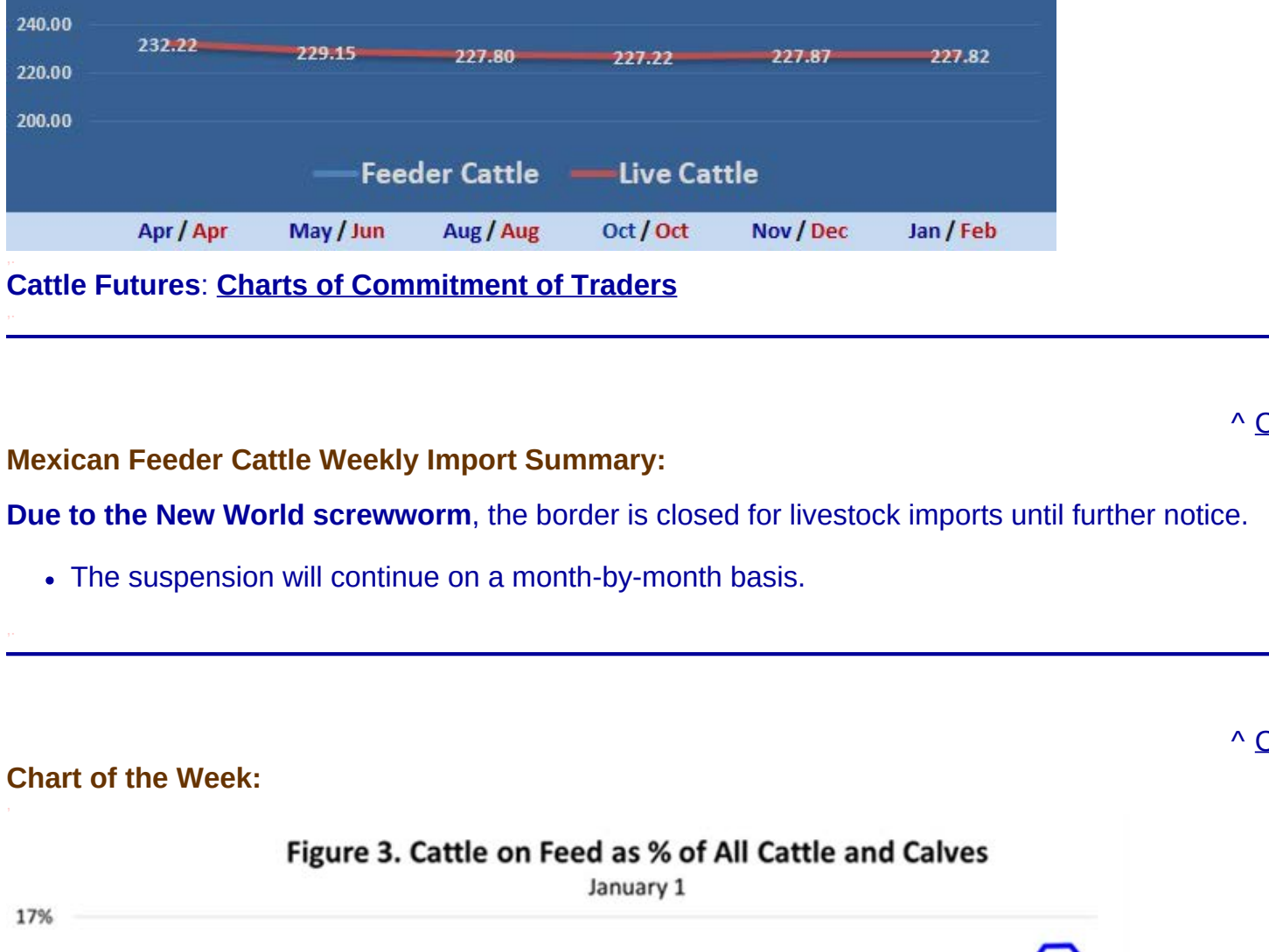

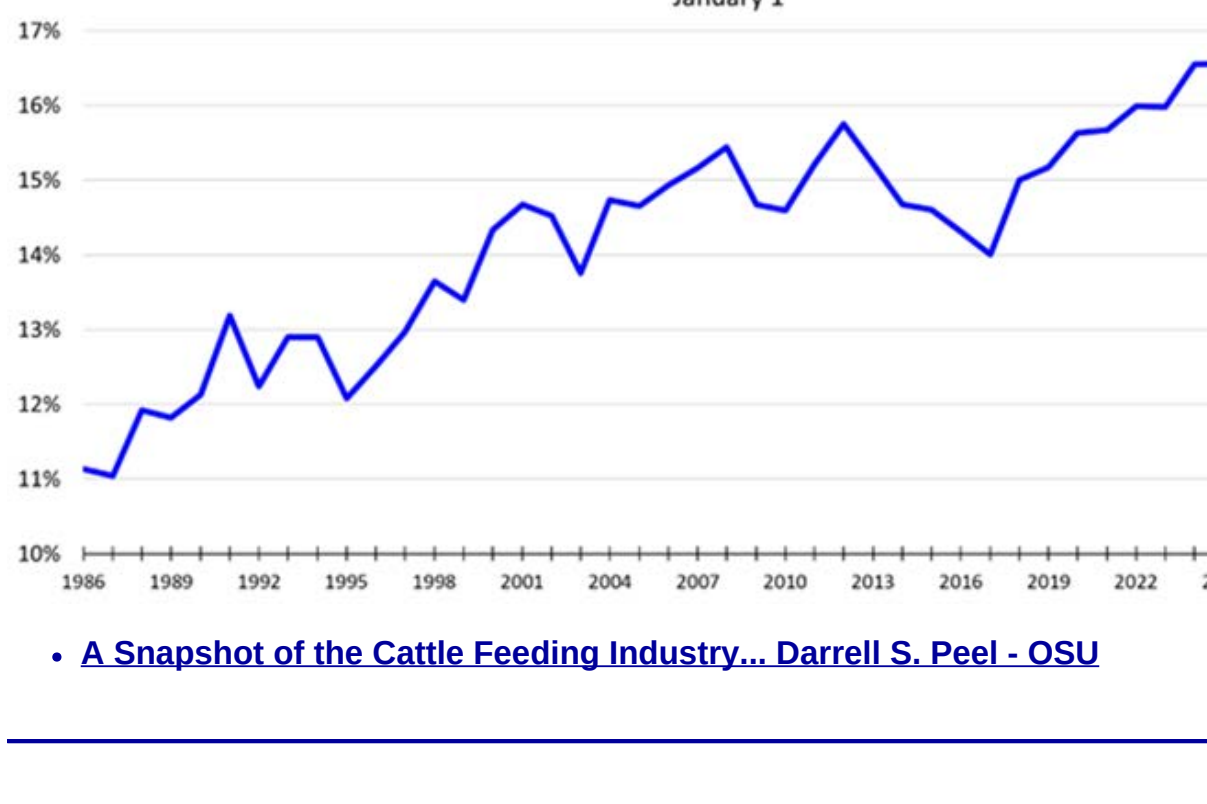

Cattle Futures: Charts of Commitment of Traders

^ Contents

Mexican Feeder Cattle Weekly Import Summary:

Due to the New World screwworm, the border is closed for livestock imports until further notice.

- The suspension will continue on a month-by-month basis.

^ Contents

Chart of the Week:

- **A Snapshot of the Cattle Feeding Industry... Darrell S. Peel - OSU**

^ Contents

Photo of the Week:

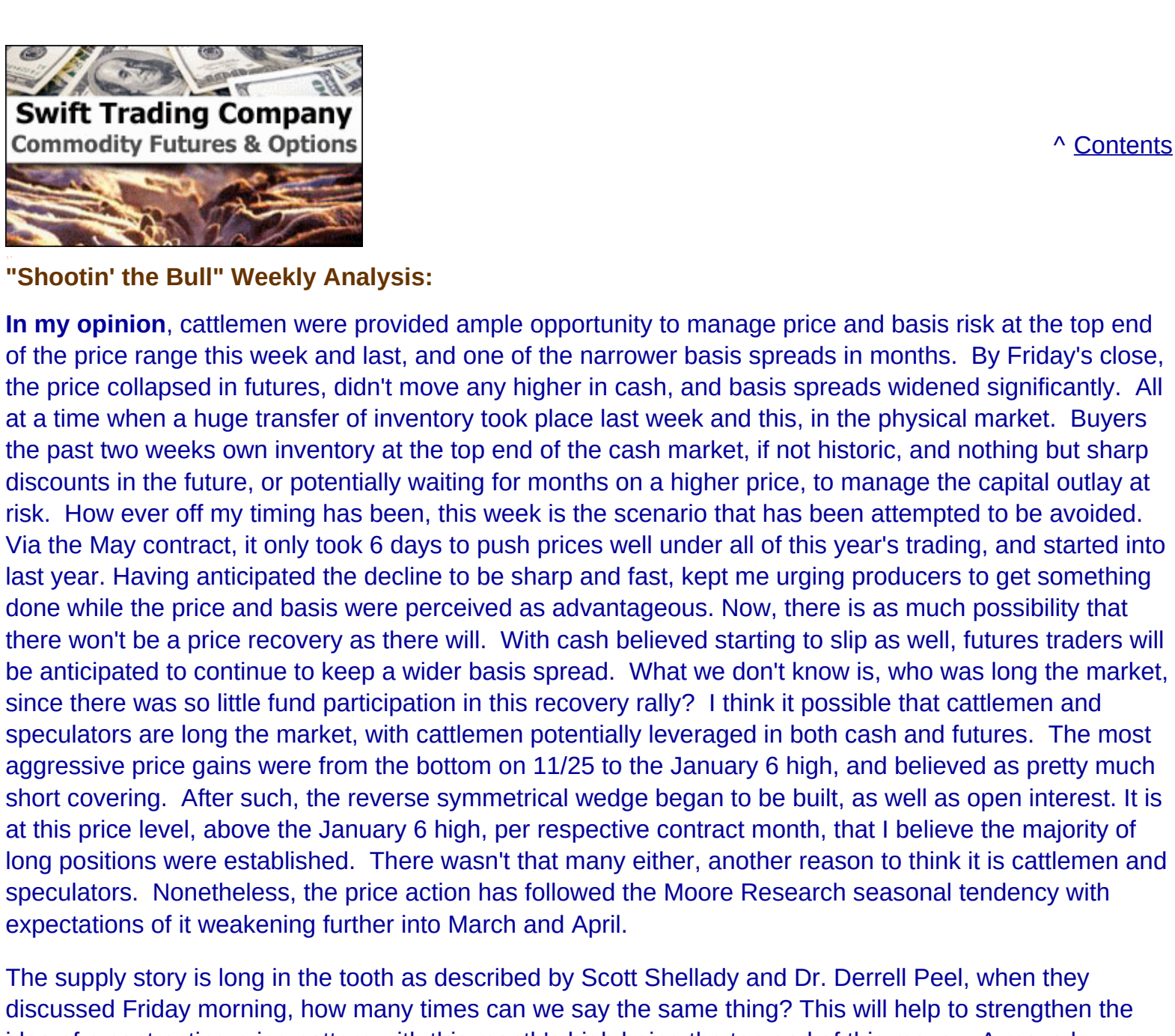

- **100 Brangus & Brangus Baldy Bred Heifers w/ 80+ Calves... Central TX**

Swift Trading Company
Commodity Futures & Options

^ Contents

"Shootin' the Bull" Weekly Analysis:

In my opinion, cattlemen were provided ample opportunity to manage price and basis risk at the top end of the price range this week and last, and one of the narrower basis spreads in months. By Friday's close, the price collapsed in futures, didn't move any higher in cash, and basis spreads widened significantly. All at a time when a huge transfer of inventory took place last week and this, in the physical market. Buyers the past two weeks own inventory at the top end of the cash market, if not historic, and nothing but sharp discounts in the future, or potentially waiting for months on a higher price, to manage the capital outlay at risk. How ever off my timing has been, this week is the scenario that has been attempted to be avoided. Via the May contract, it only took 6 days to push prices well under all of this year's trading, and started into last year. Having anticipated the decline to be sharp and fast, kept me urging producers to get something done while the price and basis were perceived as advantageous. Now, there is as much possibility that there won't be a price recovery as there will. With cash believed starting to slip as well, futures traders will be anticipated to continue to keep a wider basis spread. What we don't know is, who was long the market, since there was so little fund participation in this recovery rally? I think it possible that cattlemen and speculators are long the market, with cattlemen potentially leveraged in both cash and futures. The most aggressive price gains were from the bottom on 11/25 to the January 6 high, and believed as pretty much short covering. After such, the reverse symmetrical wedge began to be built, as well as open interest. It is at this price level, above the January 6 high, per respective contract month, that I believe the majority of long positions were established. There wasn't that many either, another reason to think it is cattlemen and speculators. Nonetheless, the price action has followed the Moore Research seasonal tendency with expectations of it weakening further into March and April.

The supply story is long in the tooth as described by Scott Shellady and Dr. Derrell Peel, when they discussed Friday morning, how many times can we say the same thing? This will help to strengthen the idea of a contracting price pattern with this month's high being the top end of this move. A move lower, but potentially not as low as the December '25 low, is expected at the moment, and should continue to trade sideways in lesser price moves, to eventually create a wedge, or marking of time by the end of the year. The marking of time, up and down, will be expansion. It suggests we know more cattle are going to be coming, but on the forefront, those heifers will be missed in the kill. I continue to believe that following the seasonal tendencies will benefit producers. With sales made around the middle of February, it appears for the moment that these may be the highs for the year. When summer rolls around, and beef demand picks up, I will anticipate the seasonal tendency to be higher going into August, but again, prices may not come near current highs made in February. Lastly, cattlemen have bid inventory to levels that have encouraged other producers, outside of the US, to increase production capabilities. Mexico has begun feeding their own cattle and are building processing capacity to slaughter them. Whether the border opens or not, a percentage of this business is gone for good. How many cattlemen, or how much production, has to be sacrificed for the screw worm? This issue has solidified great benefits for producers in the north, and is now causing production in the south to go out of business. Many, at the onset of this, suggested we didn't need those cattle to begin with. They were only a small portion to the mix. However small to the mix they were, it was the majority of some's business. As well, it literally allowed for a cornering of the market to those not impacted by. This is easy to see with so many long fed cattle in the north. Brazil has nearly twice as many cattle with all the corn needed to fatten them with. Comments today suggested a record Brazilian corn crop. While not noted for grain fed beef, they do have a fledgling start and all of the capabilities to grow quickly, with China their main customer. Canada continues to be a heavy presence in the US markets for cattle. They have found a way to be profitable feeding cattle and selling beef to China, once again circumventing the US in beef. This is world production growing from the coattails of the US cattle producer. Note that similar situations have taken place with grains and oilseeds, as the price for US commodities continues to produce incentive for others, who can do it for less, to do so.

All of the above may be a moot point were further action in the middle east to take place over the weekend. Any further escalation has the potential to push oil up sharply. Even if for just a short period of time, but a $10.00 to $15.00 higher trade on Sunday evening could be where all new fuel purchases start, regardless of how long it stays higher. This week, crude and the products resumed their uptrend. Consumers continue to deal with a lower rate of inflation, but still growing nonetheless. Were commodity inflation, besides beef, start to impact their discretionary spending habits; consumers would be anticipated to shift aggressively into a more conservative spending mode. If there is any truth to the two-tiered economy, K shaped, or 10% of consumers producing 50% of the spending, higher fuel prices would be anticipated to impact the majority, on the bottom tier, and slow the spending of the top tier to a point in which it is noticeable. The rate of inflation crept up a little from the last PPI data. As well, stimulation continues with varying short-term bills offered next week to the tune of 256 billion dollars. The loose monetary policies of the US and China are expected to continue, as no one wants a collapse on their watch. Commodity production can be, and a lot of times is, boom or bust. It is difficult to maintain demand and supplies when agriculturally grown, and dependent upon many more factors that can disrupt both, and can't be controlled. I think it wise to look back at history and see that no commodity remains at highs or lows consistently with cattle at the tip top of a historical price.

Christopher B. Swift is a commodity broker and consultant with Swift Trading Company in Nashville, TN. Mr. Swift authors the daily commentaries "mid day cattle comment" and "Shootin' the Bull" commentary found on his website @ **www.shootinthebull.com**

An investment in futures contracts is speculative, involves a high degree of risk and is suitable only for persons who can assume the risk of loss in excess of their margin deposits. You should carefully consider whether futures trading is appropriate for you in light of your investment experience, trading objectives, financial resources and other relevant circumstances. PAST PERFORMANCE IS NOT NECESSARILY INDICATIVE OF FUTURE RESULTS.

^ Contents

Fed Cattle:

USDA reported on Friday afternoon that negotiated cash trade has been light to moderate on light to moderate demand in the Texas Panhandle. Compared to last week, live purchases have been 5.00 lower at 244.00. Negotiated cash trade has been moderate on moderate demand in Kansas, Nebraska, and the Western Cornbelt. Compared to last week in Kansas, live purchases have been 5.00 lower at 244.00. In Nebraska, there has not been enough purchases at any price level to establish an accurate market test, however live purchases ranged from 239.00-244.00. The last established dressed market in Nebraska was Thursday at 383.00. Compared to Thursday in the Western Cornbelt, live purchases have been steady to 3.00 lower from 240.00-243.00. The last established dressed market in the Western Cornbelt was last week at 388.00.

5 Area Weekly Fed Cattle Weighted Averages:

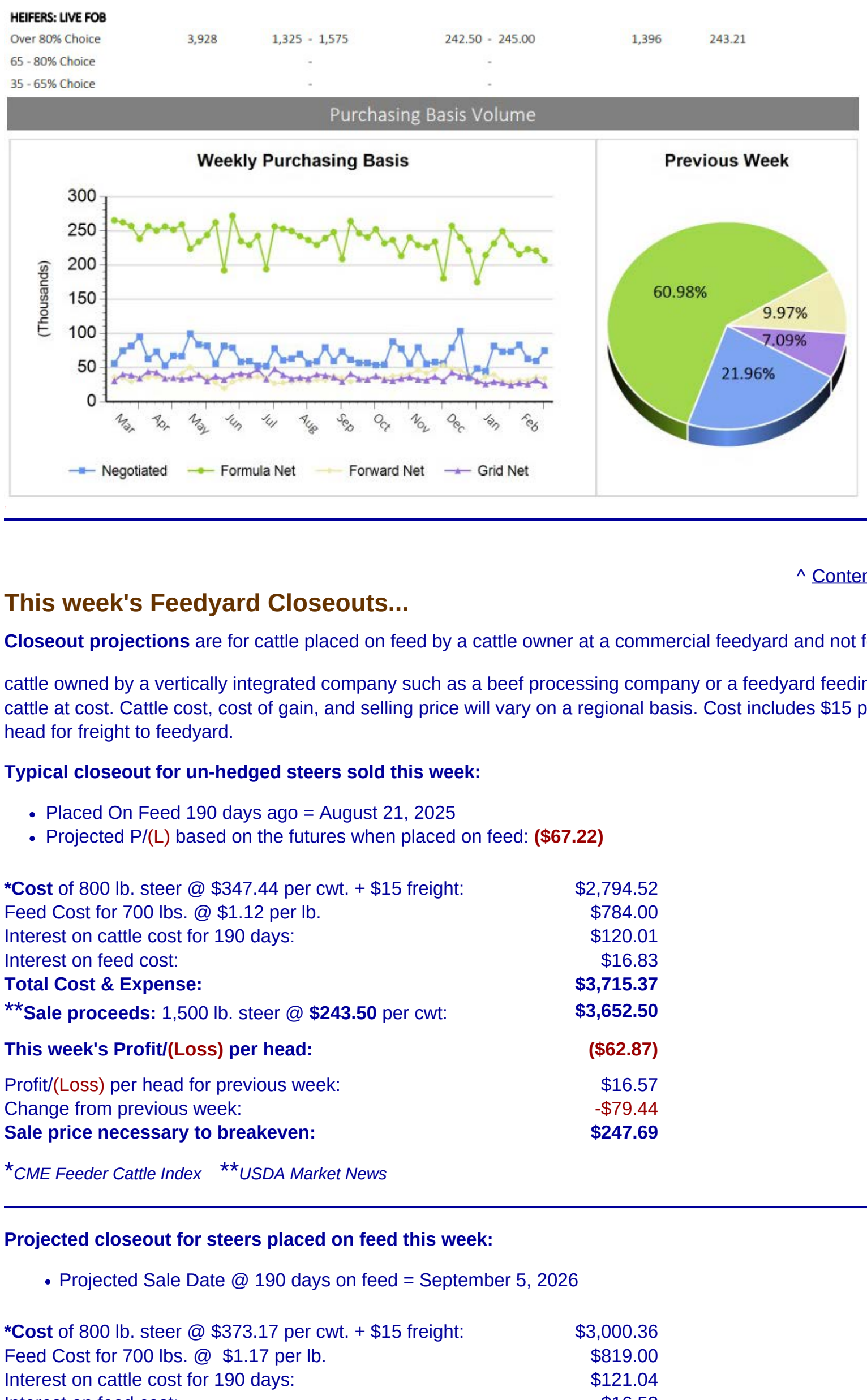

USDA — 5 Area Daily Weighted Average Direct Slaughter Cattle - Negotiated

Agricultural Marketing Service — February 27, 2026
Livestock, Poultry, and Grain Market News — LM_CT100
Email us with accessibility issues regarding this report.

Texas/Oklahoma/New Mexico; Kansas; Nebraska; Colorado; Iowa/Minnesota feedlots
(Includes all transactions regardless of delivery day)
Recap for: Thursday, 2/26/2026

Head Count:	21,226	Week Ago:	246	Last Year:	7,098
Week to Date:	21,939	Week Ago:	421	Last Year:	7,685

Negotiated Cash Sales

	Head Count	Weight Range	Price Range	Avg. Weight	Avg. Price
STEERS: LIVE FOB					
Over 80% Choice	6,435	1,385 - 1,725	242.00 - 245.00	1,594	243.34
65 - 80% Choice	248	1,450 - 1,475	243.00 - 245.00	1,471	244.69
35 - 65% Choice		-	-		
0 - 35% Choice		-	-		
Total all grades	6,683	1,385 - 1,725	242.00 - 245.00	1,589	243.39
STEERS: LIVE DELIVERED					
Over 80% Choice	775	1,450 - 1,600	245.00 - 246.00	1,538	245.60
65 - 80% Choice		-	-		
35 - 65% Choice		-	-		
0 - 35% Choice		-	-		
Total all grades	775	1,450 - 1,600	245.00 - 246.00	1,538	245.60
STEERS: DRESSED DELIVERED					
Over 80% Choice	6,598	837 - 1,118	382.00 - 384.00	1,016	382.88
65 - 80% Choice	326	961 - 1,016	382.00 - 382.00	1,003	382.00
35 - 65% Choice		-	-		
0 - 35% Choice		-	-		
Total all grades	6,924	837 - 1,118	382.00 - 384.00	1,015	382.84
STEERS: DRESSED FOB					
No Reportable Trades.					
HEIFERS: LIVE FOB					
Over 80% Choice	3,928	1,325 - 1,575	242.50 - 245.00	1,396	243.21
65 - 80% Choice		-	-		
35 - 65% Choice		-	-		

Purchasing Basis Volume

Weekly Purchasing Basis — Previous Week
(Thousands)
Negotiated — Formula Net — Forward Net — Grid Net
60.98% — 9.97% — 7.09% — 21.96%

^ Contents

This week's Feedyard Closeouts...

Closeout projections are for cattle placed on feed by a cattle owner at a commercial feedyard and not for cattle owned by a vertically integrated company such as a beef processing company or a feedyard feeding cattle at cost. Cattle cost, cost of gain, and selling price will vary on a regional basis. Cost includes $15 per head for freight to feedyard.

Typical closeout for un-hedged steers sold this week:

- Placed On Feed 190 days ago = August 21, 2025
- Projected P/(L) based on the futures when placed on feed: **($67.22)**

***Cost** of 800 lb. steer @ $347.44 per cwt. + $15 freight:	$2,794.52
Feed Cost for 700 lbs. @ $1.12 per lb.	$784.00
Interest on cattle cost for 190 days:	$120.01
Interest on feed cost:	$16.83
Total Cost & Expense:	**$3,715.37**
****Sale proceeds:** 1,500 lb. steer @ **$243.50** per cwt:	**$3,652.50**
This week's Profit/(Loss) per head:	**($62.87)**
Profit/(Loss) per head for previous week:	$16.57
Change from previous week:	-$79.44
Sale price necessary to breakeven:	**$247.69**

**CME Feeder Cattle Index* ***USDA Market News*

Projected closeout for steers placed on feed this week:

- Projected Sale Date @ 190 days on feed = September 5, 2026

***Cost** of 800 lb. steer @ $373.17 per cwt. + $15 freight:	$3,000.36
Feed Cost for 700 lbs. @ $1.17 per lb.	$819.00
Interest on cattle cost for 190 days:	$121.04
Interest on feed cost:	$16.52
Total Cost & Expense:	**$3,956.92**
****Sale proceeds:** 1,500 lb. steer @ **$227.22** per cwt:	**$3,408.30**
This week's Profit/(Loss) per head:	**($548.62)**
Profit/(Loss) per head for previous week:	($463.58)
Change from previous week:	-$85.04
Sale price necessary to breakeven:	**$263.79**

**CME Feeder Cattle Index* ***October Live Cattle Futures Contract*

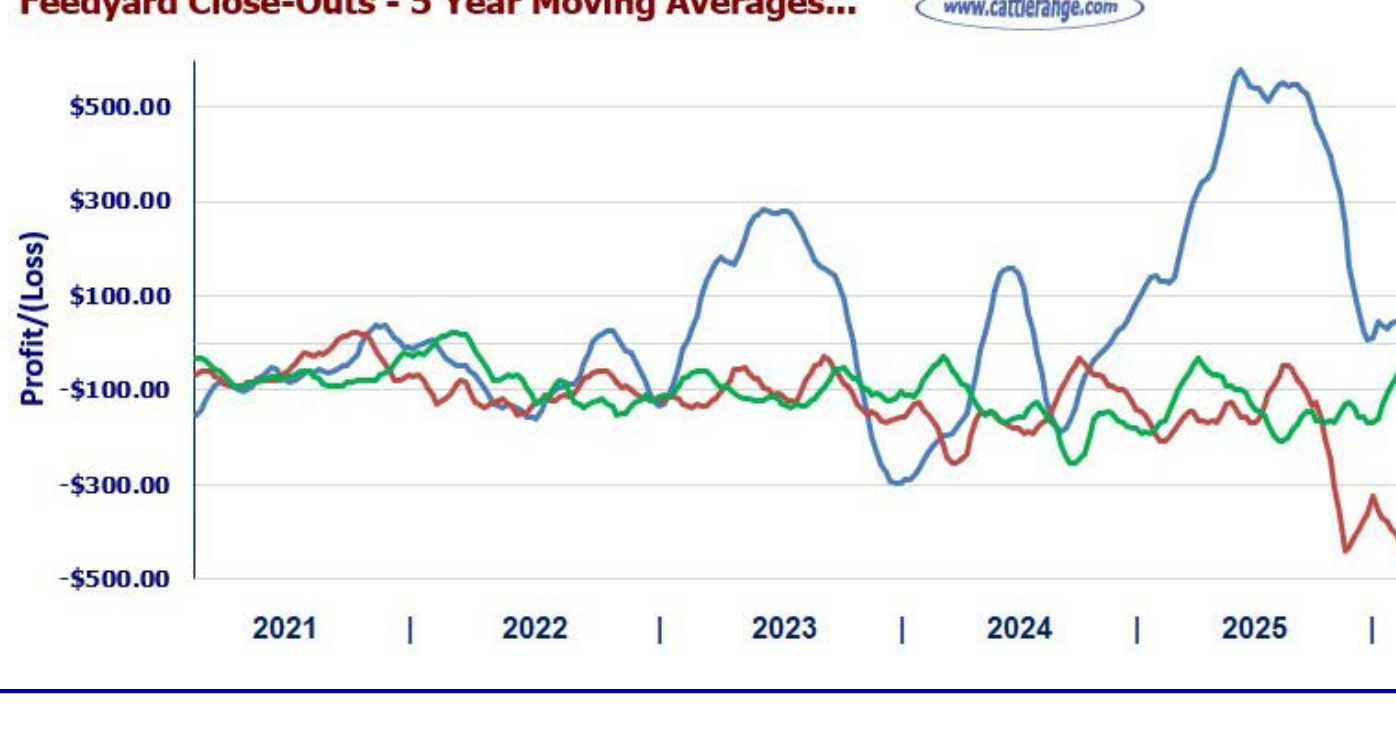

Closeout for un-hedged steers placed on-feed 190 days ago & sold this week:	**($62.87)**
Projection based on the futures when placed on-feed 190 days ago:	**($67.22)**
Projection based on the futures for steers placed on-feed this week:	**($548.62)**

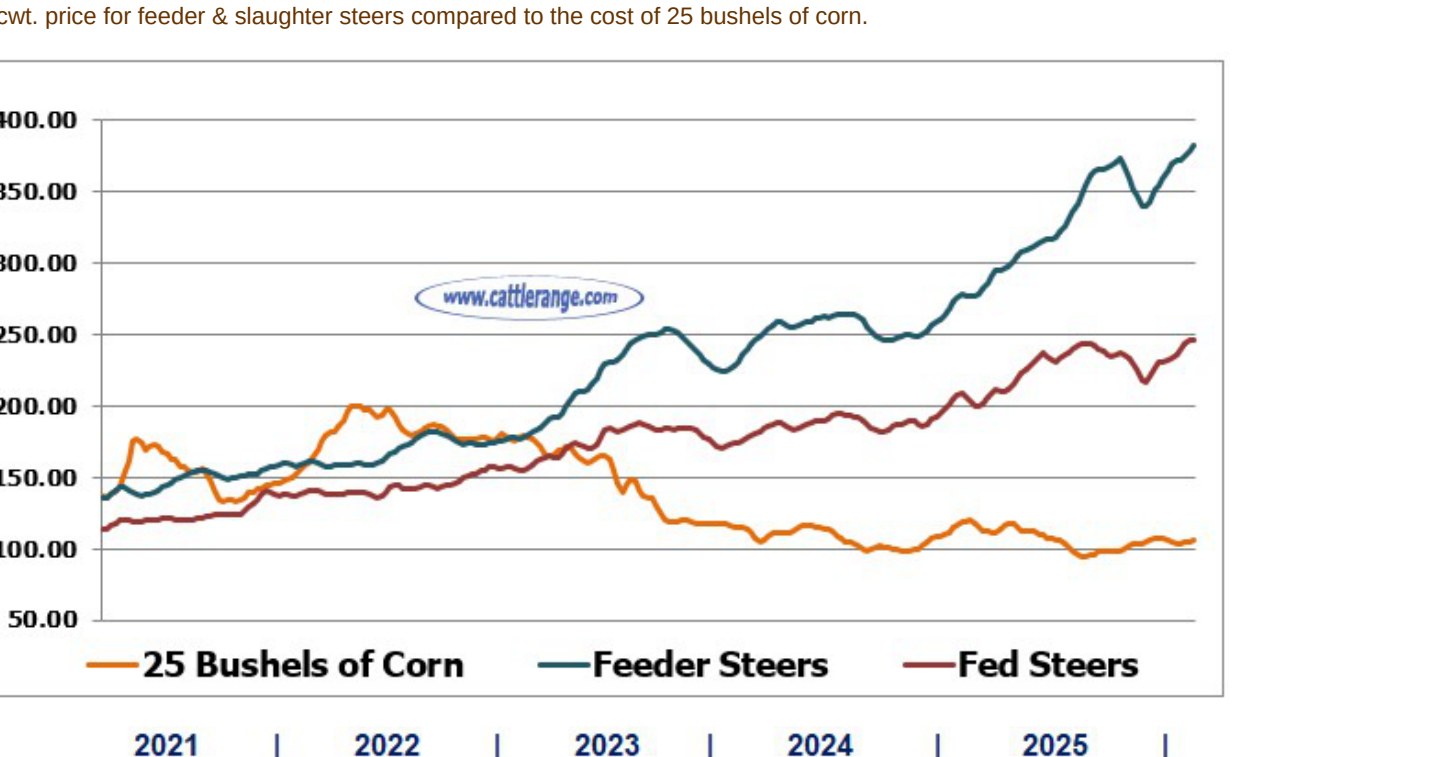

^ Contents

Feeder Steers/Corn Correlation: 5 Year Moving Average
Per cwt. price for feeder & slaughter steers compared to the cost of 25 bushels of corn.

^ Contents

Federally Inspected Slaughter Cattle by Class:
Released by USDA Market News Service for last week.

	Head	% of Total
Steers	263,140	48.4%
Heifers	172,957	31.8%
Dairy Cows	60,120	11.1%
Other Cows	40,023	7.4%
Bulls	7,342	1.4%
Total	**543,582**	

Livestock Slaughter under Federal Inspection:

Livestock & Poultry Slaughter

Current Day Slaughter

Fri Feb 27, 2026		Week Ago	Year Ago	WTD	Prev Week WTD	Last Year WTD	2026 YTD	2025 YTD	YTD % Change
Calves	1,000	1,000	575	5,000	5,000	2,795	21,691	23,592	-8.1%
Cattle	86,000	89,000	107,210	513,000	516,000	567,543	4,445,119	4,947,491	-10.2%
Hogs	477,000	443,000	479,675	2,428,000	2,355,000	2,425,647	21,104,939	21,538,736	-2.0%
Sheep	5,000	7,000	6,107	38,000	37,000	41,704	304,440	298,684	1.9%
Chicken (Young)	31,734,000	32,360,000	32,324,000	171,480,000	174,233,000	172,503,000	1,501,487,000	1,553,810,000	-3.4%

Sat Feb 28, 2026		Week Ago	Year Ago	WTD	Prev Week WTD	Last Year WTD	2026 YTD	2025 YTD	YTD % Change
Calves	0	0	13	5,000	5,000	2,808	21,691	23,605	-8.1%
Cattle	3,000	0	1,204	516,000	516,000	568,747	4,448,119	4,948,695	-10.1%
Hogs	88,000	138,000	99,523	2,516,000	2,493,000	2,525,170	21,192,939	21,638,259	-2.1%
Sheep	0	0	104	38,000	37,000	41,808	304,440	298,788	1.9%
Chicken (Young)	1,217,000	806,000	0	172,697,000	175,039,000	172,503,000	1,502,704,000	1,553,810,000	-3.3%

Alberta Fed Cattle Prices: Alberta Beef Producers - Calgary AB

Alberta direct cattle sales last reported on Wednesday saw light trade develop with dressed sales reported at $530.00/cwt delivered, steady to $5.00/cwt higher than the previous week. Buying interest has been noted, from all Western Canadian packers. US packer interest has also been noted, and light volumes of Western Canadian fed cattle have traded South. Sales to the US are working back in the low $320's/cwt FOB feedlot. The cattle feeder is putting extra days on their cattle targeting bigger outweighs while at the same time trying to manage heavy weight carcass discounts.

Canadian Prices expressed in Canadian Dollars

^ Contents

Boxed Beef Cutouts:

USDA Estimated Boxed Beef Cut-out Values as 2/27/26

Based on negotiated prices and volume of boxed beef cuts delivered within 0-21 days and on average industry cutting yields. Values reflect U.S. dollars per 100 pounds.

	Choice 600-900	Select 600-900
Current Cutout Values:	379.77	374.25
Change from prior day:	1.88	3.46
Choice/Select spread:	5.52	
Total Load Count (Cuts, Trimmings, Grinds):	73	

Composite Primal Values

	Choice	Select
Primal Rib	510.42	494.75
Primal Chuck	331.46	333.42
Primal Round	345.91	347.28
Primal Loin	494.39	475.79
Primal Brisket	307.93	299.18
Primal Short Plate	274.17	274.17
Primal Flank	190.57	183.40

Load Count And Cutout Value Summary For Prior 5 Days

Date	Choice	Select	Trim	Grinds	Total	Choice 600-900	Select 600-900
02/26	56	8	10	11	85	377.89	370.79
02/25	60	8	17	14	99	379.23	367.07
02/24	71	10	5	16	102	377.43	366.01
02/23	44	8	10	14	75	369.22	364.31
02/20	76	4	21	5	106	366.70	360.74
Current 5 Day Simple Average:						374.09	365.78

USDA National Steer & Heifer Estimated Grading Percent Report:

Released by USDA Market News Service for last week.

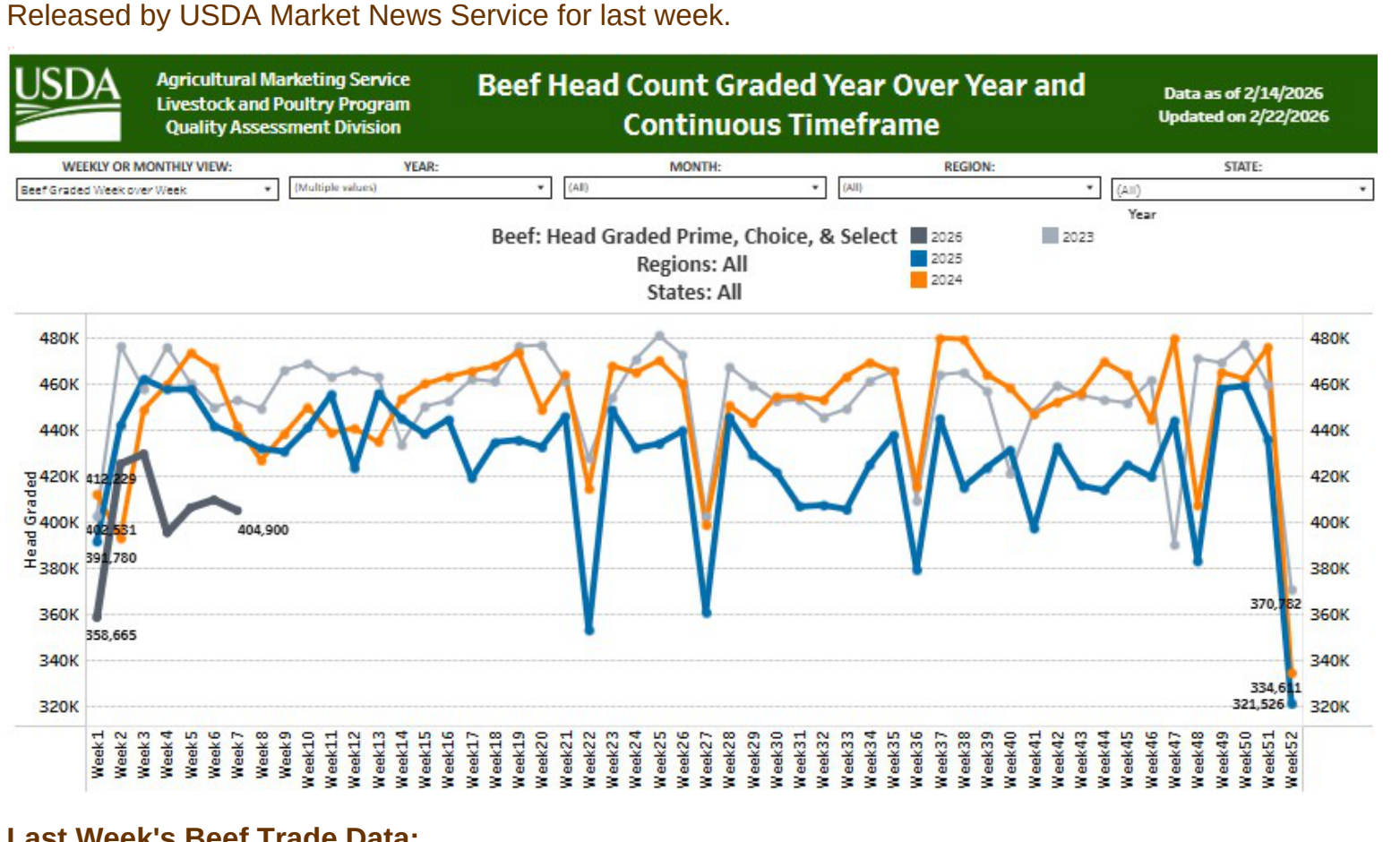

Last Week's Beef Trade Data:

- **Net sales** of 12,900 MT for 2026 were down 12 percent from the previous week and 23 percent from the prior 4-week average.
- **Exports** of 13,300 MT were unchanged from the previous week, but up 5 percent from the prior 4-week average.

^ Contents

USDA National Retail Beef Report:

National Summary of Advertised Prices for Beef at Major Retail Supermarket Outlets

This week in beef retail, the Feature Rate decreased by 8.0 percent and the Activity Index increased by 7.0 percent. Compared to last week, items from the loin, round, other/misc., ground, and deli sections showed a decrease in ad space while items from the rib, sirloin, and variety meat sections showed an increase. More than two weeks ahead of St. Patrick's Day items from the brisket and chuck sections showed sharp increases in this week with corned beef brisket flats and boneless chuck roasts being the largest contributing factors.

Metric	Current Week (CW)	Previous Week (PW)	Previous Year (PY)
Total Outlets	25,521	25,521	24,824
Activity Index	104,168	97,282	84,375
Feature Rate (%)	84.6%	92.6%	84.5%

Explanatory Notes:

Activity Index: A measure of the absolute frequency of feature activity equal to the total number of stores for each advertised item, e.g., a retailer with 100 outlets featuring 3 items has an activity index of 300.

Feature Rate: The amount of sampled stores advertising any reported item during the current week, expressed as a 'percentage of the total sample.

^ Contents

Est. Weekly Meat Production Under Federal Inspection:

Total red meat production under Federal inspection for the week ending Saturday, February 28th was estimated at 1013.5 million lbs. according to the USDA Marketing Service. This was 0.5 percent higher than a week ago and 2.7 percent lower than a year ago. Cumulative meat production for the year to date was 4.5 percent lower compared to the previous year.

Drought Conditions & Weather Outlook:

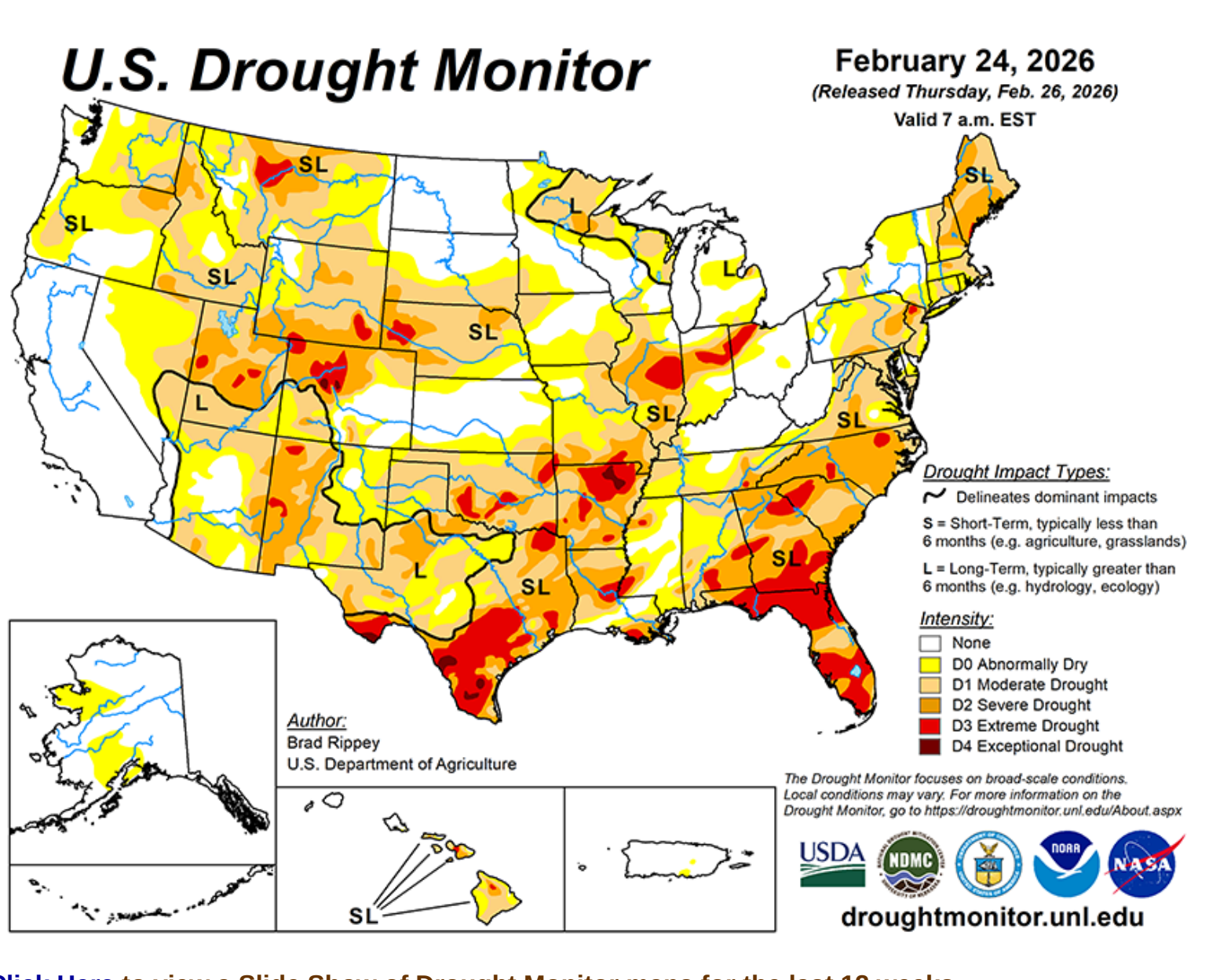

Click Here to view a Slide Show of Drought Monitor maps for the last 12 weeks

42.81%
of the U.S. and 51.13% of the lower 48 states are in drought this week.
↑ 4.9% since last week
↑ 16.0% since last month

145.7 Million
people in the U.S. and 145.4 Million in the lower 48 states are affected by drought this week.
↓ 0.4% since last week
↑ 3.1% since last month

46
U.S. states are experiencing Moderate Drought (D1) or worse this week.
↓ 1 state since last week
↓ 1 state since last month

Canadian 90-Day Percent of Average Precipitation:

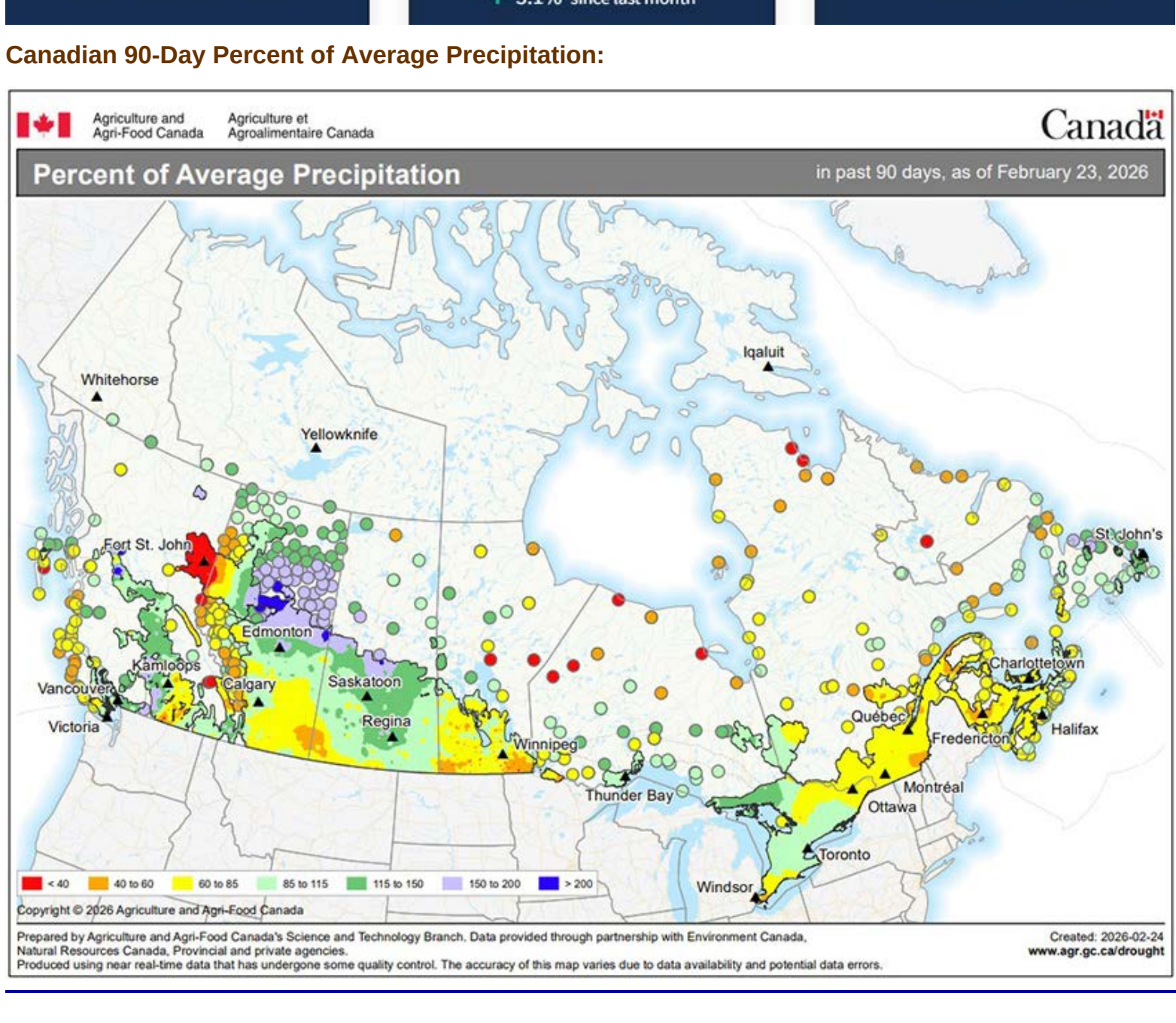

Looking ahead...

Fast-moving, loosely organized disturbances will traverse the country during the next 5 days. Some of the heaviest precipitation, locally 1 to 2 inches or more, should fall in the Southeast, mainly through Friday. Beneficial showers will linger into the weekend across Florida's peninsula. In contrast, dry weather will prevail during the next 5 days in the nation's southwestern quadrant, from southern California to the central and southern High Plains. Record-setting warmth will accompany the dry weather, with temperatures routinely topping 90°F in southern Texas and the Desert Southwest. Farther north, a new plume of Pacific moisture will arrive on Saturday across southern Oregon and northern California. That moisture will race eastward, sparking wintry precipitation by Sunday and Monday from the central Plains into the mid-Atlantic, including the Ohio Valley and neighboring regions.

The NWS 6- to 10-day outlook for March 3 – 7 calls for the likelihood of warmer-than-normal weather nationwide, except for near- or below-normal temperatures in parts of New York and much of New England. Meanwhile, near- or above-normal precipitation across most of the country should contrast with drier-than-normal conditions in coastal North Carolina and portions of the Far West, including California and the western Great Basin.

Precipitation & Temperature Outlooks:

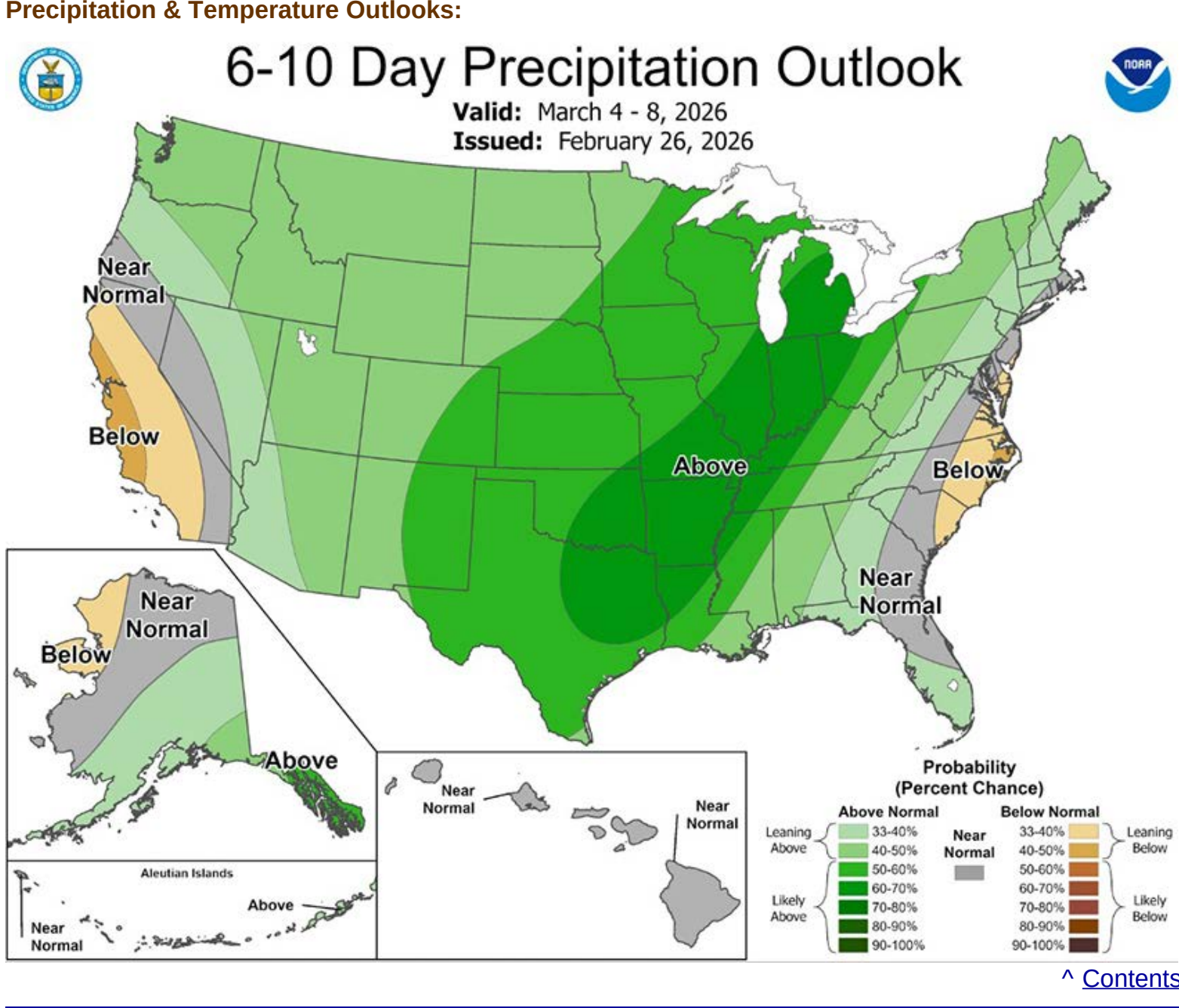

^ Contents

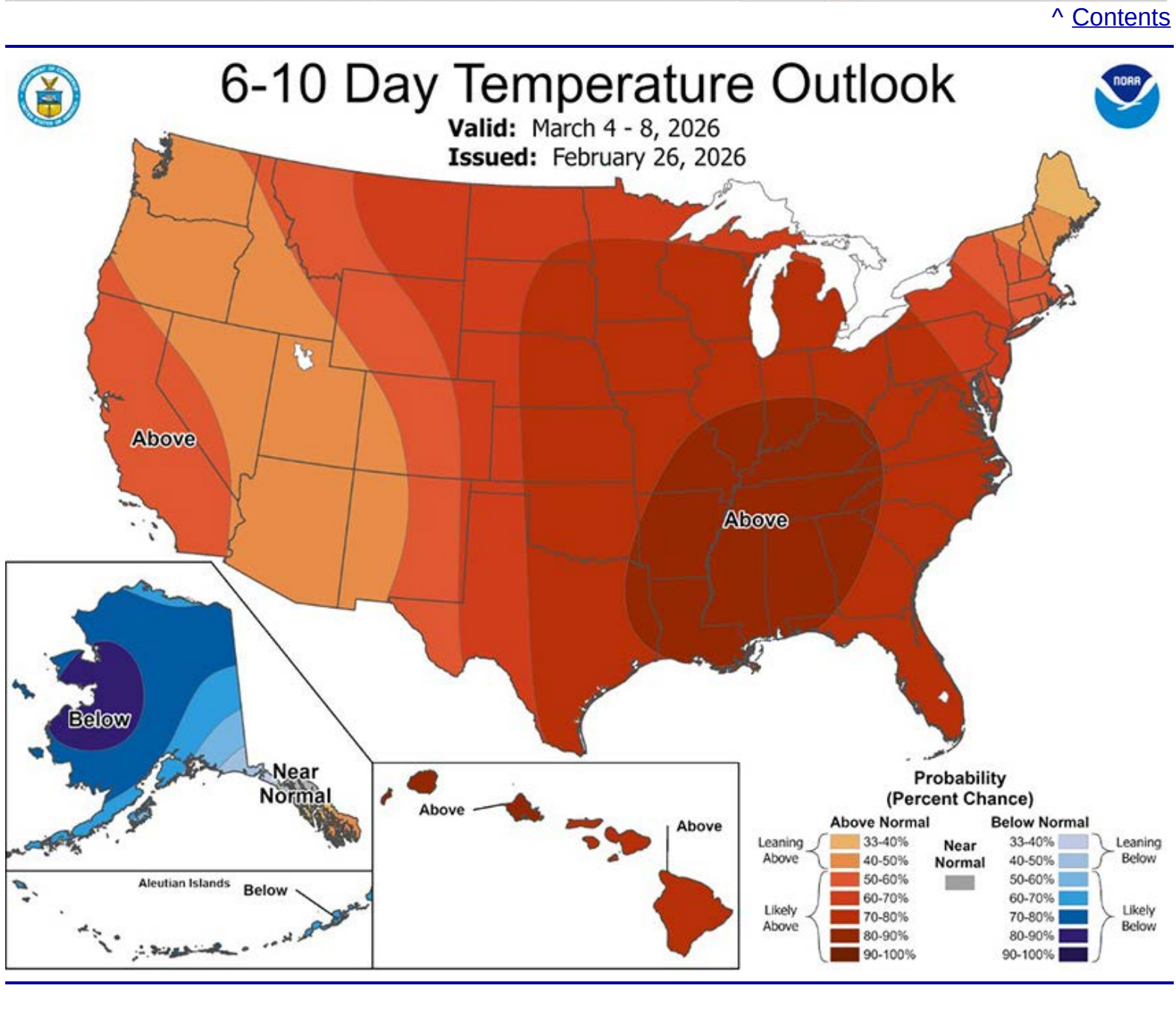

^ Contents

Weekly Grain Market Review:

Grain Prices	02/27/26	Last Week	1 Month Ago	1 Year Ago	5 Yr. Avg.
Omaha Corn	4.24	4.23	4.18	4.55	5.51
Kansas City Wheat	5.29	5.31	5.27	5.32	6.68
May Corn Futures	4.4850	4.3975	4.2825	4.6950	5.3744
May Wheat Futures	5.9150	5.8025	5.3800	5.5575	6.7110

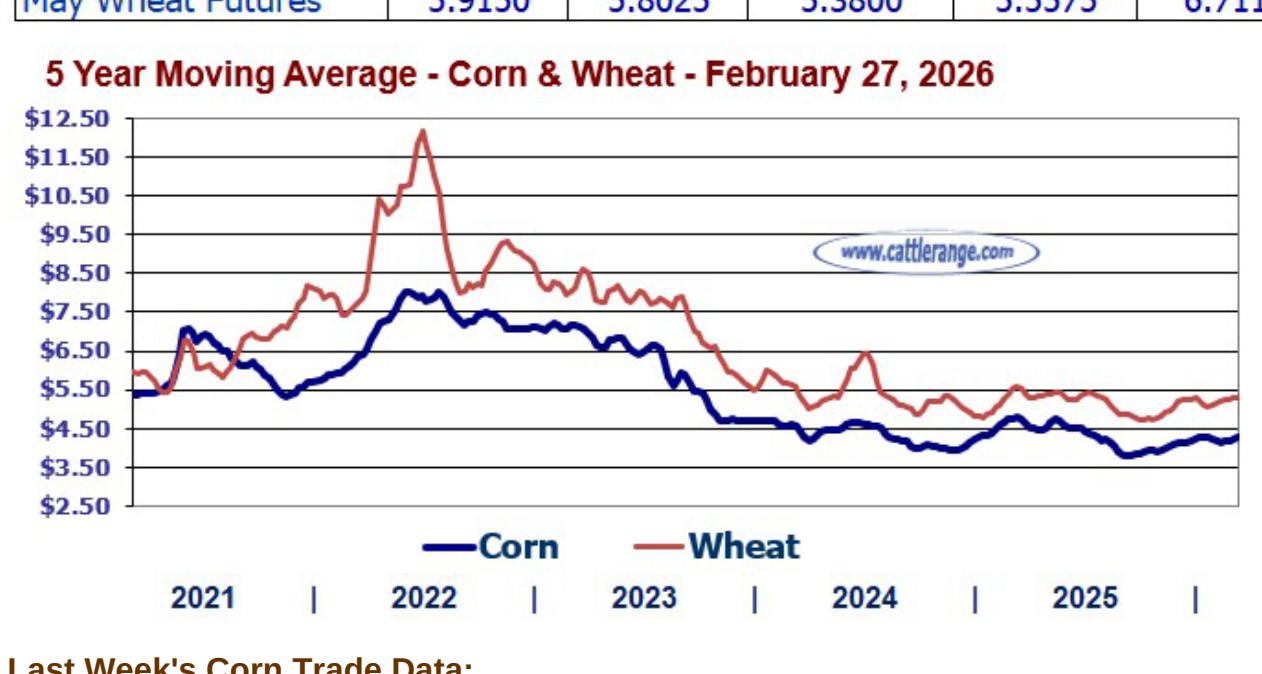

Last Week's Corn Trade Data:

- **Net sales** of 685,800 MT for 2025/2026 were down 53 percent from the previous week and 56 percent from the prior 4-week average.
- **Exports** of 1,967,400 MT were up 21 percent from the previous week and 32 percent from the prior 4-week average.

^ Contents

Regional Auction Reports... Click Link to view entire report

Last Friday & Saturday Auctions:

Burwell Livestock Auction Market - Burwell NE
This Week: 310
Last Reported: 3,190
Last Year: 0
Several offerings of bred heifers today, majority black and black white face bred to LBW black bulls to calve April to May. Cows in good condition with shots and mineral program.

Ft. Pierre Livestock Auction - Ft. Pierre SD
This Week: 5,987
Last Reported: 7,892
Last Year: 4,039
Compared to last week: steers from 550 lbs to 649 lbs and steers from 750 lbs to 849 lbs were mostly 8.00 to 10.00 higher, instances of 15.00 to 20.00 higher on the lighter, greener cattle, steers from 650 lbs to 749 lbs were generally 6.00 to 8.00 lower and steers from 900 lbs to 949 lbs were steady to 2.00 lower. Heifers not well compared. Good to very good demand for todays large offering of feeder cattle with a lot of interest in the replacement heifers.

Lexington Livestock Market - Lexington, NE
This Week: 999
Last Reported: 4,100
Last Year: 1,429
On a thin test with last week steers over 650 lbs sold unevenly steady and heifers 550-800 lbs sold steady to 5.00 higher. Demand was good from the buyers in the crowd.

Torrington Livestock Commission - Torrington WY
This Week: 1,251
Last Reported: 608
Last Year: 1,350
Compared to last week; slaughter and feeder cows traded mostly steady with instances 2.00 higher. Slaughter bulls traded steady. Also today was a Bred Cow Special with a nice selection of Middle to aged cows. Several long strings of aged cows with a few age dispersals on display. A very active market for reputation aged cows with a few staying in the state but mostly all leaving the state with dry conditions in the area.

Cattleman's Livestock Auction - Belen NM
This Week: 473
Last Reported: 452
Last Year: 755
Compared to last week: Steer calves sold 10.00-15.00 higher, while heifer calves 5.00-10.00 lower. Feeder steers and heifers sold steady. Slaughter cows and bulls sold 2.00-3.00 higher. Trade moderate demand good.

Santa Teresa Livestock Auction (Imported Mexican Cattle) - Santa Teresa NM
Due to the New World screwworm, the border has been closed for livestock imports until further notice. The suspension will continue on a month-by-month basis.

Eastern MO Commission Company - Bowling Green, MO
This Week: 695
Last Reported: 2,091
Last Year: 406
Friday's auction was Special Bred Cow/Pairs sale with the highlight being 20 hd of good quality 1st calf heifer pairs originating out of Montana with baby calves by side selling with good demand from 5800.00-6025.00 per pair. Balance of the replacement cows were several small groups of bred cows mostly 5 yrs to short solid mouth in the 2nd and 3rd stage and several groups of running aged cows 6 yrs to short solid mouth with baby calves to 350 lb calves by side all selling with good demand.

Smith County Commission - Carthage TN
This Week: 723
Last Reported: 772
Last Year: 241
Compared to last week, Feeder Steers/Bulls 5.00-10.00 higher; Feeder Heifers 5.00-15.00 higher; Slaughter Cows 3.00-5.00 higher; Slaughter Bulls 3.00 higher.

Carolina Stockyards – Livestock Auction – Siler City, NC
This Week: 976
Last Reported: 975
Last Year: 72
Slaughter cattle were 6.00 higher this week compared to last week . Feeder cattle were 6.00 to 8.00 higher this week compared to last week. Demand was moderate; market activity and buyer interest were moderate. Offerings moderate with quality average.

Monday Auctions:

Sioux Falls Regional Livestock Report - Worthing SD
This Week: 5,689
Last Reported: 5,666
Last Year: 5,860
Compared to last week: Feeder steers and heifers 3.00 to 5.00 lower, instances to 10.00 lower. Very good demand for this large offering of high quality, attractive steers and heifers. Many long strings, including 1 consignment of 600 head of backgrounded steers and heifers. Many loads lots, including multiple load lots, along with numerous smaller consignments.

Tri-State Livestock Auction Market - McCook NE
This Week:
Last Reported:
Last Year:
Tri-State Livestock has discontinued their market reporting for the time being.

Oklahoma National Stockyards Feeder Cattle - Oklahoma City OK
This Week: 6,200
Last Reported: 6,698
Last Year: 4,335
Compared to last week: Feeder steers and heifers steady to 3.00 lower, 600-700 lb steers 10.00-15.00 higher. Steer calves steady to 5.00 higher. Heifer calves up to 25.00 higher. Demand moderate to good. Bullish Cattle on Feed report last Friday with the lowest on feed number since 2017 and the lowest January placement since 2007.

Tulsa Livestock Auction - Tulsa, OK
This Week: 2,075
Last Reported: 2,058
Last Year: 1,060
Compared to last week: Steers were 12.00 higher with instances of 17.00 higher. Heifers were 28.00 higher, both with a good demand. Slaughter cows were 2.00 lower with a lighter test. Slaughter bulls were steady to 2.00 higher. Both had a good demand.

Roswell Livestock Auction - Roswell NM
This Week: 1,358
Last Reported: 1,689
Last Year: 1,768
Compared to last weeks sale; Steer and heifer calves sold steady to lower and feeder steers 700-900 lbs were higher. No comparable sales or numbers of feeder heifers. Market was moderately lower with good demand on smaller numbers. Slaughter cows and slaughter bulls sold steady to 2.00 higher. Excellent buyer attendance.

Joplin Reg. Stockyards Feeder Cattle - Carthage MO
This Week: 10,295
Last Reported: 12,062
Last Year: 5,403
Compared to last week feeder steers sold from 10.00 lower to 5.00 higher with the exception of 4 and 5 weights selling up to 20.00 higher. Feeder heifers under 550 lbs. sold 5.00-10.00 lower with heavier weights selling steady to 10.00 higher. Supply was heavy with very good demand.

Callaway Livestock Center - Kingdom City MO
This Week: 1,875
Last Reported: 2,861
Last Year: 1,326
Compared to last week, steer calves under 600 lbs were lightly tested on a limited offering selling mostly in small groups and packages, 600-650 lbs sold steady with 650-750 lbs trading 7.00-15.00 higher, 750-800 lbs sold firm to 3.00 higher and over 800 lbs sold near steady on comparable weights. Heifer calves under 550 lbs on a light test sold with a firm undertone, with 550-600 lbs trading steady to firm and a light test of 6 weight heifers traded with a firm to higher undertone.

Mid-South Livestock - Unionville TN
This Week: 819
Last Reported: 595
Last Year: 651
Compared to last week, Feeder Steers steady to 5.00 lower; Feeder Bulls steady to 10.00 higher; Feeder Heifers steady to 5.00 lower; Slaughter Cows mostly steady to 2.00 lower; Slaughter Bulls mostly steady.

Saluda Livestock Exchange - Saluda, SC
This Week: 910
Last Reported: 664
Last Year: 634
Compared to last week: Feeder steers 1.00 lower, feeder heifers 8.00 higher, feeder bulls 2.00 higher, slaughter cows 6.00 lower, slaughter bulls 2.00 lower. Moderate offerings of average quality cattle with active buyer participation.

United Producers Inc. - Harned KY
This Week: 1,033
Last Reported: 715
Last Year: 612
Compared to last week feeder steers 300lbs-500lbs were mostly steady, feeder steers 500lbs-800 lbs were steady to up 2.00. Feeder heifers were unevenly steady with good demand for weaned pre-conditioned packages. Slaughter cows were sharply higher with good buyer demand, slaughter bulls were steady with lower receipts.

Tuesday Auctions:

Miles City Livestock Commission Auction - Miles City, MT
This Week: 624
Last Reported: 578
Last Year: 1,153
Compared to last week (2-17-26): Feeder steers were to lightly tested to develop any market trend. Feeder heifers 500-649 lbs sold steady to 10.00 higher in a narrow comparison all other weights of heifers were too lightly tested to develop an accurate market trend, however higher undertones were noticed. Larger packages sold this week compared to last week.

Winter Livestock Auction - Riverton, WY
This Week: 367
Last Reported: 1,440
Last Year: 747
Compared to last Tuesday sale on a light offering; slaughter cows mostly steady, slaughter bulls mostly steady with instances 5.00 higher, most feeder cows going back to feed or to be bred.. Not enough feeder calves for a good market test. Demand moderate to good.

Winter Livestock - La Junta CO
This Week: 1,511
Last Reported: 1,581
Last Year: 1,402
Trade activity and demand was good. Feeder steers under 600 sold 5.00 to 6.00 lower. Feeder steers over 600 sold 5.00 to 7.00 higher with instances of sharply higher. Feeder heifers sold mostly 7.00 to 8.00 higher with instances of sharply higher across all weight classes. Breaker slaughter cows of average dressing sold 4.00 higher. Boner cows of average dressing sold 1.00 higher and lean cows sold 1.00 higher. Slaughter bulls of average dressing sold 1.00 lower.

Beaver Livestock Auction Feeder Cattle - Beaver, OK
This Week: 7,897
Last Reported: 4,040
Last Year: 5,185
Compared to last sale: Feeder steers 600 and 800 pound weight classes 2.00-10.00 lower, while 700 and 900 pound weight classes 2.00-10.00 higher. Feeder heifers steady to 5.00 higher, except for 700 pound heifers 5.00 lower. Steer calves mostly steady. Heifer calves steady to 5.00 higher. Demand robust. Quality and condition ranged from plain to fancy.

OKC West Livestock Auction - El Reno, OK
This Week: 3,000
Last Reported: 6,106
Last Year: 10,820
Compared to last week: Steer calves over 500lbs 2.00-7.00 lower, under 500lbs 8.00-12.00 higher. Heifer calves 1.00 to 7.00 higher. Quality and condition average. Demand moderate to good.

Lonestar Stockyards - Wildorado, TX
This Week: 916
Last Reported: 1,645
Last Year: 947
Compared to last week: Feeder steers and heifers traded mostly steady. Not enough comparable sales on steer and heifer calves for a market trend. Trading activity was moderate to active on good buyer demand. Quality was mostly attractive with several bunches of yearlings straight off the wheat, and one large load of program cattle with all of the bells and whistles. Slaughter cows and bulls were too lightly tested for a market trend.

Ozarks Regional Stockyards - West Plains MO
This Week: 2,193
Last Reported: 2,093
Last Year: 2,689
Compared to last week, feeder steers and heifers were 3.00-6.00 higher, steer and heifer calves were 6.00-12.00 higher. Demand was good on a moderate supply. The largest draft of the day was 183 head of colored-up steers weighing 587 lbs. which sold for 485.00/cwt. Another large draft was 179 head of mostly black steers weighing 928 lbs which sold for 335.50/cwt.

Mid-State Stockyards LLP - Letohatchee, AL
This Week: 826
Last Reported: 1,193
Last Year: 864
Compared to two weeks ago: Slaughter cows sold steady to 5.00 lower. Slaughter bulls sold 10.00 higher with bull up to 225. Replacement cows sold steady. Compared to one week ago: Feeder cattle sold unevenly steady.

Calhoun Stockyard - Calhoun, GA
This Week: 205
Last Reported: 393
Last Year: 199
Compared to a week ago, Slaughter cows steady to 3.00 higher, slaughter bulls 2.00 to 4.00 higher, replacement cows mostly steady, feeder steers lightly tested, feeder heifers 4.00 to 6.00 higher, feeder bulls steady to 4.00 higher.

Blue Grass Stockyards - Lexington, KY
This Week: 821
Last Reported: 1,122
Last Year: 812
Compared to last Tuesday the feeder market was mostly stronger with a good quality offering. Feeder steers 600 lbs and under were 4.00 to 8.00 higher or greater in spots with a good supply and good demand weaned and pre-conditioned groups. Yearling steers appeared 2.00 to 4.00 lower with a good supply and moderate demand. Slaughter cows were steady with a good supply and slaughter bulls were 2.00 to 3.00 lower except for the ultra lean high dressing individuals.

Producers Livestock Auction - Salina, UT
This Week: 701
Last Reported: 855
Last Year: 754
Compared to last week, feeder cattle sold unevenly steady on calves and yearlings. While slaughter cows sold 3.00 to 8.00 higher, with slaughter bulls selling 2.00 to 8.00 higher on a light test. Trade was active with a good demand and a moderate supply.

Wednesday Auctions:

Hub City Livestock Auction - Aberdeen SD
This Week: 6,473
Last Reported: 3,453
Last Year: 7,475
Compared to last week: best test on steers 700 to 949 lbs 4.00 to 10.00 lower except 850 to 899 lbs not well compared, instances up to 16.00 lower on 900 to 949 lbs. Best test on heifers 650 to 749 lbs 10.00 to 15.00 lower with instances to 20.00 lower on 700 to 749 lbs. A large offering of feeder cattle featuring many loads and packages of home raised cattle and several strings and loads of backgrounded cattle.

Bassett Livestock Auction - Bassett NE
This Week:
Last Reported:
Last Year:
No sale this week.

Huss Platte Valley Auction - Kearney NE
This Week: 4,208
Last Reported: 2,592
Last Year: 5,115
Compared to last week steers over 600 lbs sold steady to 5.00 higher and heifers over 550 lbs sold steady to 10.00 higher. Demand was good from the buyers in the crowd with internet activity noticed.

OKC West - El Reno OK
This Week: 10,248
Last Reported: 6,106
Last Year: 10,820
Compared to last week: Feeder steers 1.00-6.00 lower. Feeder heifers over 750lbs 4.00-9.00 lower, under 750lbs steady to 5.00 higher. As the weather starts to warm, buyers were more aggressive for plainer type thin fleshed cattle with a flick of ear. Steer calves over 500lbs 2.00-7.00 lower, under 500lbs 8.00-12.00 higher. Heifer calves 1.00 to 7.00 higher. Calf quality and condition average.

Clovis Livestock Auction - Clovis, NM
This Week: 2,022
Last Reported: 1,868
Last Year: 2,056
Compared to last week; .Steer calves 350-550 lbs sold lower with few sharply lower. 550-600 lbs were higher. Feeder steer yearlings sold mostly higher with 650-700 lbs being steady. Heifer calves and feeder heifers sold lower. Demand was moderate on larger numbers.

Winter Livestock Feeder Cattle Auction - Dodge City KS
This Week: 3,727
Last Reported: 2,917
Last Year: 4,150
Compared to last week, steers over 600 lbs sold steady, weak undertone noted, under 600 lbs not well tested. Heifers over 650 lbs sold steady to 10.00 higher and heifers 550 to 600 lbs sold steady to 8.00 higher. Slaughter cows sold 6.00 higher. Three lots of steers of exceptional condition sold 10.00 higher.

Bloomfield Livestock Market - Bloomfield, IA
This Week: 1,377
Last Reported: 2,588
Last Year: 1,164
Compared to the sale two weeks ago, steers mostly sold steady to 12.00 higher. Heifers sold mostly steady to 10.00 higher. Demand was good today and included internet bidding. Supply was moderate and included a few load lots.

Springfield Livestock Auction - Springfield MO
This Week: 1,248
Last Reported: 3,246
Last Year: 2,122
Compared to last week, steers sold unevenly steady from 5.00 higher to 10.00 lower after last week's impressive wean vac special sale. Heifers sold mostly 5.00 to 13.00 higher. Demand was very good on a moderate supply.

South Central Regional Stockyards - Vienna, MO
This Week:
Last Reported:
Last Year:
No sale this week.

Roanoke Stockyard - Roanoke AL
This Week: 1,002
Last Reported: 805
Last Year: 1,162
Compared to one week ago: Feeder steers sold 4.00 to 6.00 higher, feeder heifers sold 3.00 to 5.00 lower, feeder bulls sold 4.00 to 6.00 lower. Slaughter cows sold 8.00 to 12.00 lower, slaughter bulls sold 10.00 lower. Replacement cows and pairs sold mostly steady.

Blue Grass Stockyards - Albany KY
This Week: 673
Last Reported: 863
Last Year: 1,024
Compared to last week: Feeder steers and heifers sold steady to 5.00 higher. Weaned preconditioned feeders still bringing large premiums. Slaughter cows and bulls sold steady to 3.00 higher. Good demand for all slaughter and feeder classes.

Thursday Auctions:

Billings Livestock Commission Cattle Auction - Billings, MT
This Week:
Last Reported:
Last Year:
No sale reported this week.

Mitchell Livestock Auction – Mitchell SD
This Week: 5,527
Last Reported: 5,264
Last Year: 6,519
Compared to last week: Feeder steers600-800 lbs. sold 4.00-9.00 higher, steers 800 lbs. sold steady to 6.00 lower. Feeder heifers 600 lbs. and up sold unevenly steady. Demand was good. Had many large load lots.

Valentine Livestock Auction - Valentine NE
This Week: 1,070
Last Reported: 2,530
Last Year: 3,825
A complete dispersion of one herd sold today, black and black white face offerings bred black Angus or Hereford. All offerings in good condition ready to calve March and April, just a few red white face offerings. Demand was good with several buyers and active internet bidding.

Apache Livestock Auction - Apache, OK
This Week: 2,116
Last Reported: 1,934
Last Year: 2,574
Compared to last week: Feeder steers and feeder heifers unevenly steady. Steer calves 5.00 to 10.00 lower. Heifer calves steady to 5.00 lower. Quality good to attractive with moderate demand. Slaughter cows steady to 5.00 higher. Slaughter bulls 2.00 higher. A total of 102 cows and bulls sold with 54 percent going to packers.

Woodward Wtd Avg Cattle - Woodward OK
This Week: 1,887
Last Reported: 1,072
Last Year: 3,234
Compared to last week: Feeder steer and heifers mostly steady. Steer and heifer calves steady. Quality average. Demand moderate.

Winter Livestock Auction - Pratt KS
This Week: 1,505

Week Ending Friday, August 12, 2022

Farmers & Ranchers Livestock - Dallas
This Week: 3,700
Last Week: 4,100
Last Year: 4,300
Compared to last week, feeder steers sold 50lbs lbs lower and steers sold 50 lbs to 100 lbs lower, calves sold 10 to 20 higher. Heifers sold 50 lbs lower and sold 10 to 20 higher. Feeder steers sold 10 to 20 higher and heifers sold 10 to 20 lower. Cattle receipts were 400 head less than last week. Receipts were 600 head less than last year. Receipts were 1,000 head less than the same week two years ago.

Farmers & Ranchers Livestock - Dallas (Tuesday)
This Week: 1,100
Last Week: 1,200
Last Year: 1,300
Compared to last week, Tuesday: Demand was largely mixed at fairly comparable sales. Steer calves seemed to be in higher demand than heifers. Feeder cattle were fully steady to 10 higher. Receipts were 100 head less than last week. Receipts were 200 head less than last year. Receipts were 300 head less than the same week two years ago. Receipts included 1 bison and 1 bison calf.

Fort Worth Stockyards Cattle Auction - San Angelo, TX
This Week: 1,000
Last Week: 1,000
Last Year: 1,000
Compared to last week: Demand was largely mixed at fairly comparable sales. Steer calves seemed to be in higher demand than heifers. Feeder cattle were fully steady to 10 higher. Receipts were 100 head less than last week. Receipts were 200 head less than last year. Receipts were 300 head less than the same week two years ago.

Fort Worth Stockyards Cattle Auction - Del Rio, TX
This Week: 1,000
Last Week: 1,000
Last Year: 1,000
Compared to last week: Demand was largely mixed at fairly comparable sales. Steer calves seemed to be in higher demand than heifers. Feeder cattle were fully steady to 10 higher. Receipts were 100 head less than last week. Receipts were 200 head less than last year. Receipts were 300 head less than the same week two years ago.

New Cumberland Livestock Market - New Cumberland, WV
This Week: 500
Last Week: 500
Last Year: 500
Compared to last week:

Shreveport Stockyards South - Stamford TX
This Week: 1,000
Last Week: 1,000
Last Year: 1,700
Compared to last week: Thursday: Feeder steers under 600 lbs steady higher, over 600 lbs 2.00-3.00 lower. Feeder and yearling heifers 1.00-2.00 higher. Very good demand for all feeder and yearling classes. Cattle receipts were 400 head less than last week. Receipts were 700 head less than last year.

Paris Stockyards - Paris KY
This Week: 1,000
Last Week: 1,000
Last Year: 1,000
Compared to last week: Thursday the feeder market was lower with an average quality offering. Light weight feeder steers 10lbs and the pull under cancel steady lower while the 400-600 lbs steers were steady to 5.00 higher. Feeder heifers were steady to 5.00 higher. Demand was good. Supply included 100% Feeder Cattle 90% steers, 10% heifers. Feeder cattle supply was moderately demand. Feeder heifers were mostly 2.00-5.00 lower, except for the 400-500 lbs which were steady to 5.00 higher. Demand was good. Supply included 100% Feeder Cattle.

Tuscarora Livestock Auction - Tuscarora, MD
This Week: 900
Last Week: 1,000
Last Year: 1,000
Compared to last week: Thursday, slaughter and feeder cattle steady to a light end. Feeder cattle buyers were 400 lb to 40.00 lower at the Thursday close. Slaughter cows steady to 3.00 lower. Slaughter bulls firm on a light end. Trade active with good demand.

[Scroll to top] **[Calculator Auction Results on another site]** **[Cattle Range]**

↑ Contents

Direct Sales of Feeder & Slaughter Cattle... Click cow or sows entry report

Colorado Direct Cattle Report
This Week: 1,000
Last Week: 1,000
Last Year: 1,000
Compared to last week: Not enough current FOB trades to establish a trend. Demand good. Supply included 100% Feeder Cattle 90% steers, 10% heifers. Feeder cattle supply was 500 lbs and 600 lbs only 100%. Unless otherwise noted, Feeder Cattle prices FOB based on net weights after a 2% shrink or equivalent, with a 0-2 yield. Little BQ, compared reported the week originated from Colo. (CO, CT, NM, NY, UT).

Eastern Cornbelt Direct Cattle Report (ILINNIN0IN0WI)
This Week: 1,000
Last Week: 1,000
Last Year: 1,000
No recent trend to be noted. Demand continuous good. Supply included: 100% Feeder Cattle 60% Steers, 40% Heifers. Feeder cattle supply was 500 lbs and 600 lbs only 100%. Unless otherwise noted, Feeder Cattle prices FOB based on net weights after a 2% shrink or equivalent, with a 0-2 yield. Little BQ, compared reported the week originated from Ill. (CO, CT, NM, NY, UT).

Central Plains Direct Cattle Report
This Week: 8,000
Last Week: 8,000
Last Year: 2,000
Compared to last week: Not enough comparable sales on current cattle for a trained trend, but a slightly lower undertone was noted. The majority of the sales were contracted for future delivery. Buyer demand remained good to fairly aggressive. Receipts 90 LDRS. Supply included 100% Feeder Cattle 90% steers, 10% heifers. Feeder cattle supply was 500 lbs and 600 lbs only 100%. Unless otherwise noted, Feeder Cattle prices FOB based on net weights after a 2% shrink or equivalent, with a 0-2 yield. Little BQ, compared reported the week originated from Kan. (CO, CT, NM, NY, UT).

Northern Direct Cattle Report
This Week: 1,000
Last Week: 1,000
Last Year: 1,000
Compared to last week: Not enough current FOB trades to establish a trend. Demand good. Supply included: 100% Feeder Cattle 50% Steers, 50% Heifers. Feeder cattle supply was 500 lbs and 600 lbs only 100%. Unless otherwise noted, Feeder Cattle prices FOB based on net weights after a 2% shrink or equivalent, with a 0-2 yield. Little BQ, compared reported the week originated from Mont. (CO, CT, NM, NY, UT).

Northeast Direct Cattle Report
This Week: 1,000
Last Week: 1,000
Last Year: 1,000
Compared to last week: Not enough comparable sales to establish a trend. Demand good. Supply included: 100% Feeder Cattle 100% Steers. Feeder cattle supply was 500 lbs and 600 lbs only 100%. Unless otherwise noted, Feeder Cattle prices FOB based on net weights after a 2% shrink or equivalent, with a 0-2 yield. Little BQ, compared reported the week originated from Pa. (CO, CT, NM, NY, UT).

Southeast Direct Cattle Report (ALMSFLGAKLAMNTN)
This Week: 1,000
Last Week: 1,000
Last Year: 1,000
Compared to last week: Not enough current FOB trades to establish a trend. Demand good. Supply included: 100% Feeder Cattle 50% Steers, 50% Heifers. Feeder cattle supply was 500 lbs and 600 lbs only 100%. Unless otherwise noted, Feeder Cattle prices FOB based on net weights after a 2% shrink or equivalent, with a 0-2 yield. Little BQ, compared reported the week originated from Ala, Ga, Ky, Mn, Tn.

Southwest Direct Cattle Report (NCAZNM)
This Week: 1,000
Last Week: 1,000
Last Year: 1,000
Compared to last week: Not enough comparable sales to establish a trend. Demand good. Supply included: 100% Feeder Cattle 100% Steers. Feeder cattle supply was 500 lbs and 600 lbs only 100%. Unless otherwise noted, Feeder Cattle prices FOB based on net weights after a 2% shrink or equivalent, with a 0-2 yield. Little BQ, compared reported the week originated from Nc, Az, Nm.

Oklahoma Direct Cattle Report
This Week: 1,000
Last Week: 1,000
Last Year: 1,000
Compared to last week: Feeder steers and heifers 400-600lbs uniformly steady. All other weight classes not enough current FOB trades to establish a trend. Demand good. Supply included: 100% Feeder Cattle 50% Steers, 50% Heifers. Feeder cattle supply was 500 lbs and 600 lbs only 100%. Unless otherwise noted, Feeder Cattle prices FOB based on net weights after a 2% shrink or equivalent, with a 0-2 yield. Little BQ, compared reported the week originated from Ok.

Texas Direct Cattle Report
This Week: 1,000
Last Week: 1,000
Last Year: 1,000
Compared to last week: Feeder steers and heifers 400-600lbs uncevenly steady. All other weight classes not enough current FOB trades to establish a trend. Demand good. Supply included: 100% Feeder Cattle 50% Steers, 50% Heifers. Feeder cattle supply was 500 lbs and 600 lbs only 100%. Unless otherwise noted, Feeder Cattle prices FOB based on net weights after a 2% shrink or equivalent, with a 0-2 yield. Little BQ, compared reported the week originated from Tx.

Wyoming Nebraska Direct Cattle Report
This Week: 1,000
Last Week: 1,000
Last Year: 1,000
Compared to last week: Not enough current FOB trades to establish a trend. Feeder steers and heifers weekly undertone. Demand continued good. Cattle buyers scored lower on Thursday and the prevailed lower tone carried into Friday. Supply included: 100% Feeder Cattle 50% Steers, 50% Heifers. Feeder cattle supply was 500 lbs and 600 lbs only 100%. Unless otherwise noted, Feeder Cattle prices FOB based on net weights after a 2% shrink or equivalent, with a 0-2 yield. Little BQ, compared reported the week originated from Wy.

[Scroll to top] **[Calculator Auction Results on another site]** **[Cattle Range]**

↑ Contents

USDA Weekly Veg Reports. "Click" on links for detailed report

- Alabama
- California
- Colorado
- Florida
- Georgia
- Michigan
- Minnesota
- Nebraska
- New Mexico
- Oklahoma
- Oregon
- South Dakota
- Texas
- WASHINGTONWeb-Based Reports
- Wyoming

↑ Contents

Although all information is from sources believed to be accurate & timely, The Cattle Range assumes no liability or responsibility, expressed or implied, as to the accuracy of any of the contents provided and shall not be liable for decisions made or actions taken based on information provided on this website.

Copyright © 2005 - The Cattle Range, All Rights Reserved.