

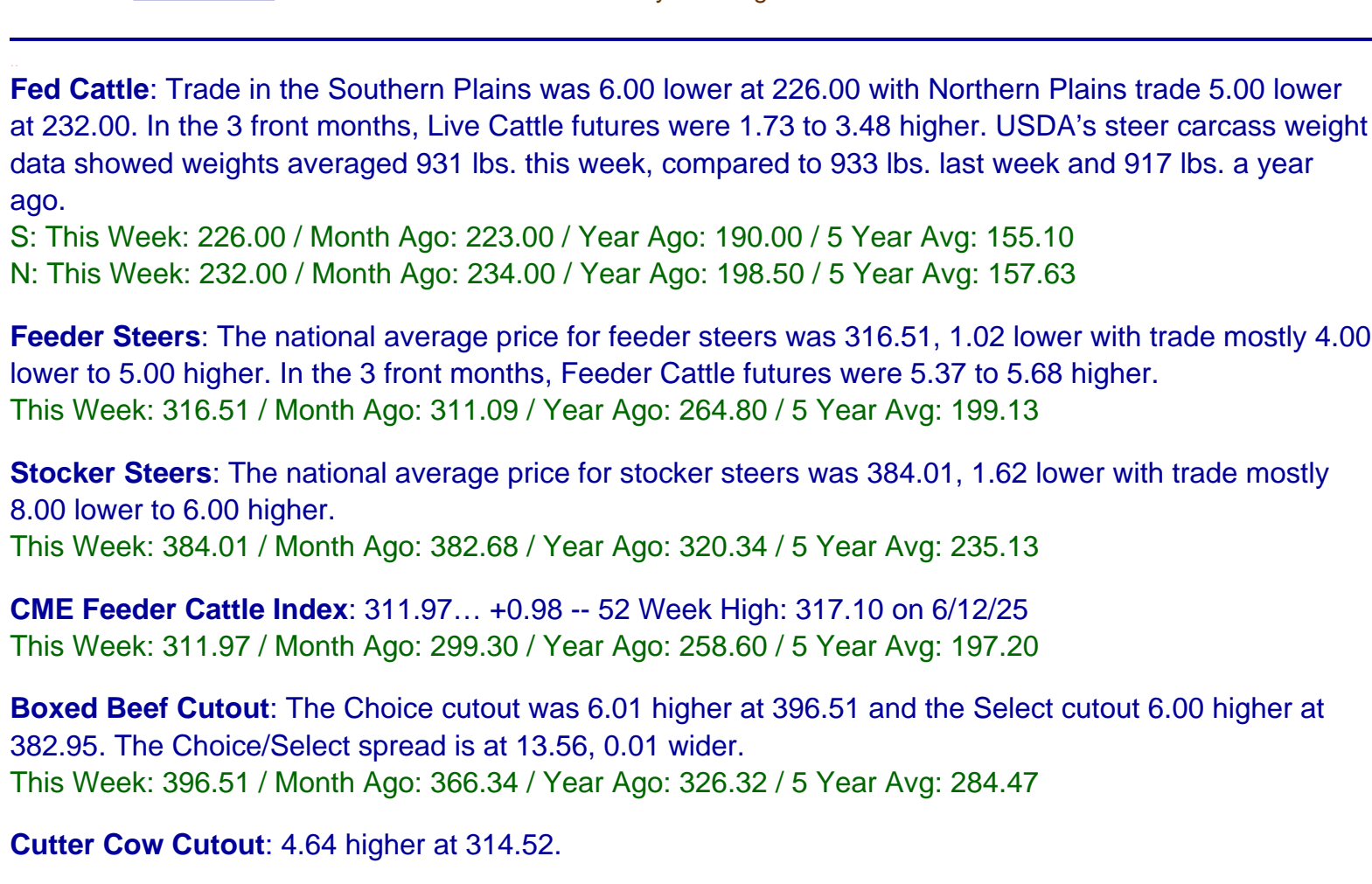
The Cattle Range

www.cattlerange.com

Weekly Market Summary

For the week ending June 27, 2025

Compared to last week, light to moderate fed cattle trade in both the Southern and Northern Plains was lower, as were feeder cattle and stocker calves. Both live cattle and feeder cattle futures were higher. Corn was lower with dressed beef cutouts higher.



[Click Here](#) to receive the WMS on Saturday mornings or to have it sent to friends & associates.

Fed Cattle: Trade in the Southern Plains was 6.00 lower at 226.00 with Northern Plains traded 5.00 lower at 232.00. In the 3 front months, Live Cattle futures were 1.73 to 3.48 higher. USDA's steer carcass weight data showed weights averaged 931 lbs. this week, compared to 933 lbs. last week and 917 lbs. a year ago.
S: This Week: 226.00 / Month Ago: 223.00 / Year Ago: 190.00 / 5 Year Avg: 155.10
N: This Week: 232.00 / Month Ago: 229.30 / Year Ago: 198.50 / 5 Year Avg: 157.63

Feeder Steers: The national average price for feeder steers was 316.51, 1.02 lower with trade mostly 4.00 lower to 5.00 higher. In the 3 front months, Feeder Cattle futures were 5.37 to 5.68 higher.
This Week: 316.51 / Month Ago: 311.09 / Year Ago: 264.80 / 5 Year Avg: 199.13

Stocker Steers: The national average price for stocker steers was 384.01, 1.62 lower with trade mostly 8.00 lower to 6.00 higher.
This Week: 384.01 / Month Ago: 382.68 / Year Ago: 320.34 / 5 Year Avg: 235.13

CME Feeder Cattle Index: 311.97... +0.98 ~ 52 Week High: 317.10 on 6/12/25
This Week: 311.97 / Month Ago: 299.30 / Year Ago: 258.60 / 5 Year Avg: 197.20

Boxed Beef Cutout: The Choice cutout was 6.01 higher at 396.51 and the Select cutout 6.00 higher at 382.95. The Choice/Select spread is at 13.56, 0.01 wider.
This Week: 396.51 / Month Ago: 366.34 / Year Ago: 326.32 / 5 Year Avg: 284.47

Cutter Cow Cutout: 4.64 higher at 314.52.

Slaughter Cows: Trade mostly 2.00 lower to 5.00 higher.

Total red meat production under Federal inspection for the week ending Saturday, June 28th was estimated at 1004.5 million lbs. according to the USDA Marketing Service. This was 0.9 percent higher than a week ago and 2.1 percent lower than a year ago. Cumulative meat production for the year to date was 2.4 percent lower compared to the previous year.

Corn: September futures closed at 4.1150, 0.1400 lower.

Contents:

- [Weekly Market Overview](#)
- [Stocker & Feeder Cattle Weekly Receipts](#)
- [Feeder & Stocker Steer Prices](#)
- [5 Year Moving Avg. - Stocker, Feeder, & Fed Steers](#)
- [Regional Auction Reports](#)
- [Direct Sales of Feeder & Stocker Cattle by State](#)
- [Cattle Futures' Long-Term Market Outlook](#)
- [Mexican Feeder Cattle Weekly Import Summary](#)
- [Canadian Fed Cattle](#)
- [Chart of the Week](#)
- [Photo of the Week](#)
- ["Shootin' the Bull" Weekly Analysis](#)
- [Fed Cattle](#)
- [Feedyard Closeouts: Profit/\(Loss\)](#)
- [Feeder Steers/Corn Correlation](#)
- [Slaughter Cattle by Class](#)
- [Boxed Beef Cutouts](#)
- [USDA National Retail Beef Report](#)
- [Est. Weekly Meat Production Under Federal Inspection](#)
- [Bullish/Bearish Consensus: Cattle & Corn](#)
- [U.S. Dollar - 6 Month Chart](#)
- [Stock Markets & Economic News](#)
- [Weather Outlook & Drought Conditions](#)
- [Corn Crop & Pasture Conditions](#)
- [National Grain Summary](#)
- [Selected Auction Reports](#)
- [Direct Sales of Feeder & Stocker Cattle](#)
- [Weekly Hay Reports](#)

Links to the articles below are included because we found them to be of interest but their content does not necessarily reflect the views of The Cattle Range.

[Click your "Back Button" to return to the WMS.](#)

- [Union Authorizes Strike at Tyson Foods' Beef Plant in Texas](#)
- [Walmart Opens First Owned and Operated Case-Ready Beef Facility in Olathe KS](#)
- [Production Pauses Hit major U.S. Beef Plants in Nebraska & Texas](#)
- [Seven States Ban the Sale of Lab-Grown Meat](#)
- [June Red Meat & Poultry Cold Storage Report](#)
- [Cattle on Feed: Keeping the Tank Full... For Now](#)

[^ Contents](#)

Market Overview:

www.cattlerange.com	06/27/25	Last Week	1 Month Ago	1 Year Ago	5 Yr. Avg.
CME Feeder Index	311.97	310.99	299.30	258.60	197.20
Live Cattle Futures	06/27/25	Last Week	1 Month Ago	1 Year Ago	5 Yr. Avg.
June	224.75	223.02	215.47	193.50	154.39
August	213.30	209.82	209.35	185.42	154.95
October	209.82	207.35	207.40	184.87	154.95
Feeder Futures	06/27/25	Last Week	1 Month Ago	1 Year Ago	5 Yr. Avg.
August	307.90	302.45	298.82	259.30	199.20
September	307.90	302.22	299.70	259.65	201.82
October	305.72	300.35	295.70	260.00	204.12
Fed Cattle	06/27/25	Last Week	1 Month Ago	1 Year Ago	5 Yr. Avg.
S. Central	226.00	232.00	223.00	190.00	155.00
N. Central	232.00	237.00	234.00	198.50	157.63
Feedyard Closeouts	06/27/25	Last Week	1 Month Ago	1 Year Ago	5 Yr. Avg.
Current	418.93	577.26	571.11	225.69	(7.46)
Future (Projected)	(183.48)	(231.36)	(104.07)	(213.37)	(201.12)
Avg. National Prices	06/27/25	Last Week	1 Month Ago	1 Year Ago	5 Yr. Avg.
Feeder Steers	316.51	317.53	311.09	264.80	199.13
Stocker Steers	384.01	385.63	382.68	320.34	235.13
Boxed Beef Cutout	06/27/25	Last Week	1 Month Ago	1 Year Ago	5 Yr. Avg.
Choice	396.51	390.50	366.34	326.32	284.47
Select	382.95	376.95	356.65	304.50	266.44
Spread	13.56	13.55	9.69	19.28	18.02
Cutter Cow Cut-Out	314.52	309.88	299.52	294.86	229.83
Crude Oil Futures	65.38	75.00	60.91	91.37	90.38
Grain Prices	06/27/25	Last Week	1 Month Ago	1 Year Ago	5 Yr. Avg.
Omaha Corn	4.16	4.37	4.47	5.25	5.49
Kansas City Wheat	5.21	5.59	5.27	5.29	6.70
Sept. Corn Futures	4.1150	4.2550	4.4400	4.0750	5.3361
Sept. Corn Futures	5.4075	5.8350	5.3400	5.7350	6.7669

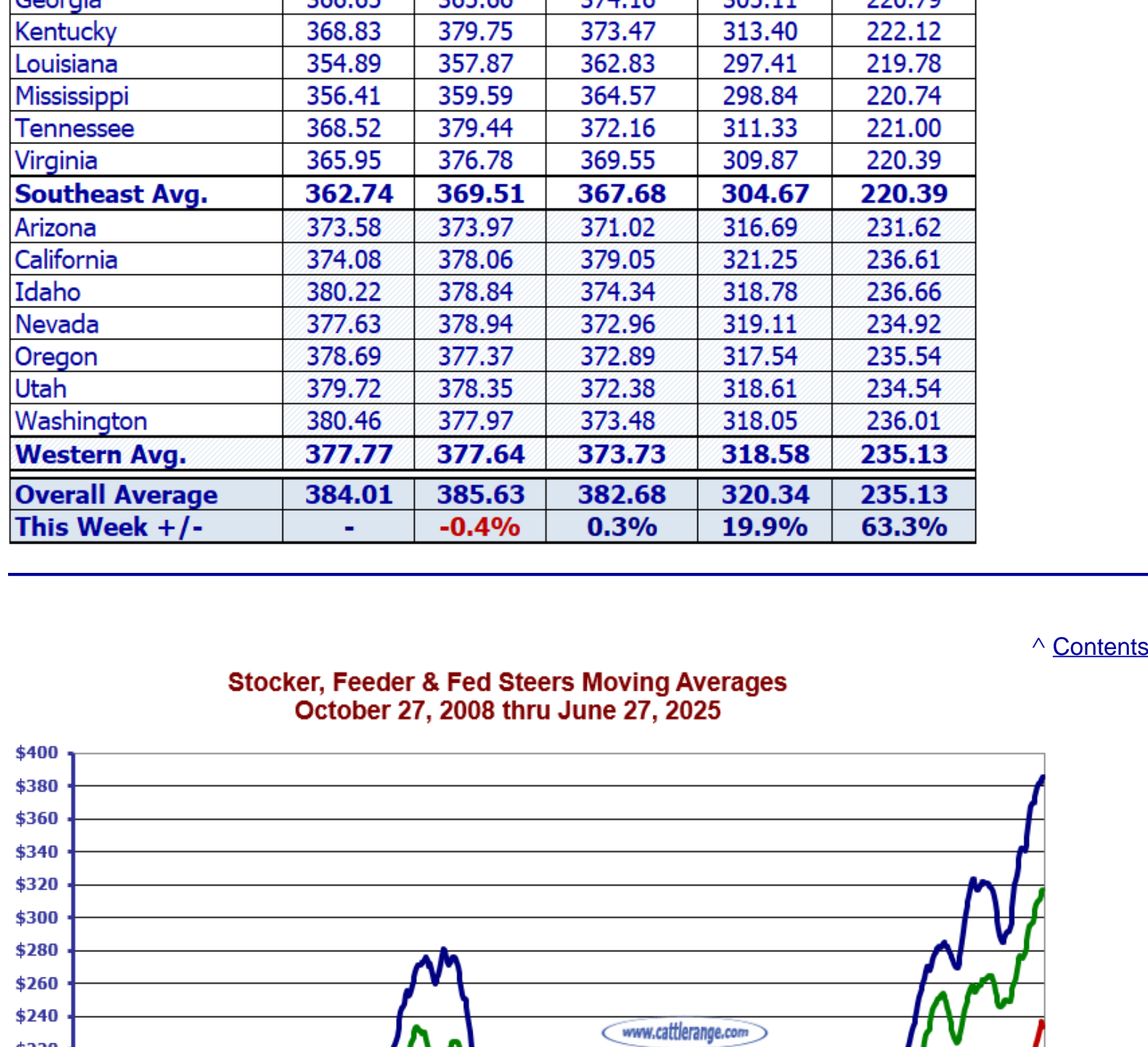
Download TCR's Mobile App

[^ Contents](#)

National Feeder & Stocker Cattle Sale Receipts:

Data released by USDA on Monday, 6/23/25 for week ending Saturday, 6/21/25

Week Ending:	6/21/25	Last Week	1 Year Ago	2 Years Ago	3 Years Ago	3 Yr. Avg.
Auctions	153,700	133,400	115,200	134,200	105,600	118,333
Direct Sales	25,800	26,300	30,800	29,300	45,600	35,233
Video/Internet	175,100	18,100	44,200	34,700	35,300	38,067
www.cattlerange.com						
Total	354,600	177,800	190,200	198,200	186,500	191,633
This Week +/-	-	99.4%	86.4%	78.9%	90.1%	85.0%



The Feeder & Stocker Cattle prices below are statewide average prices compiled to show the overall price trend and do not represent prices for any specific market/region within a state.

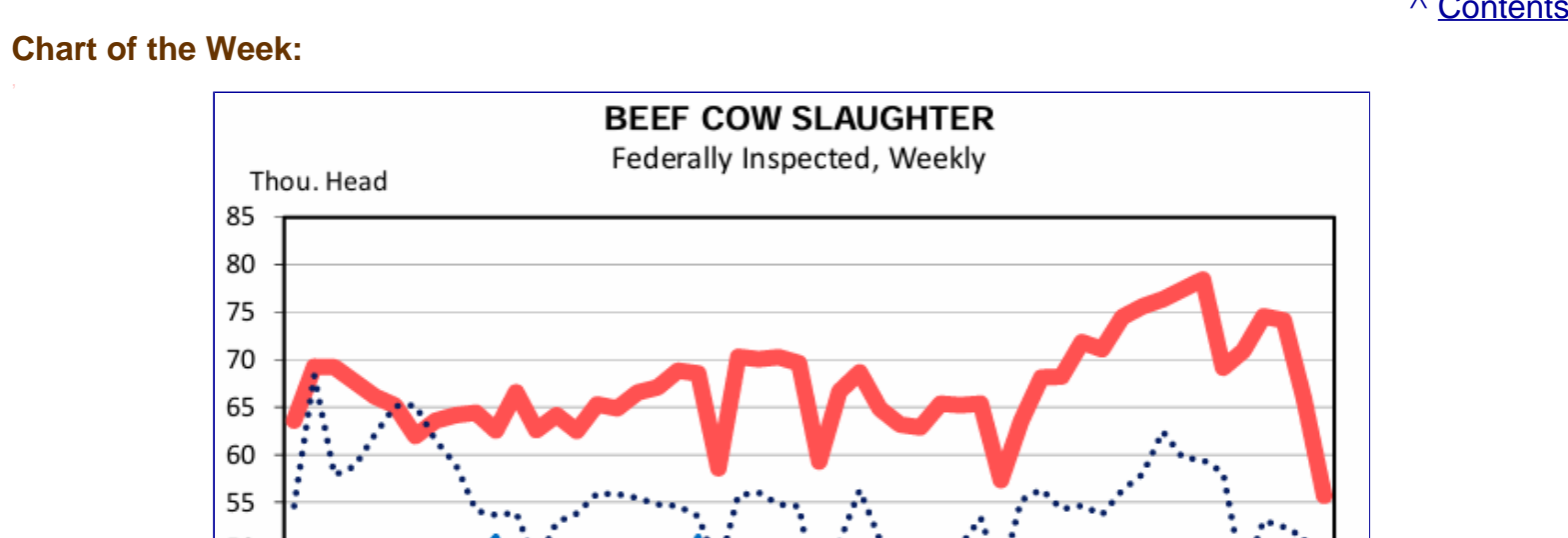
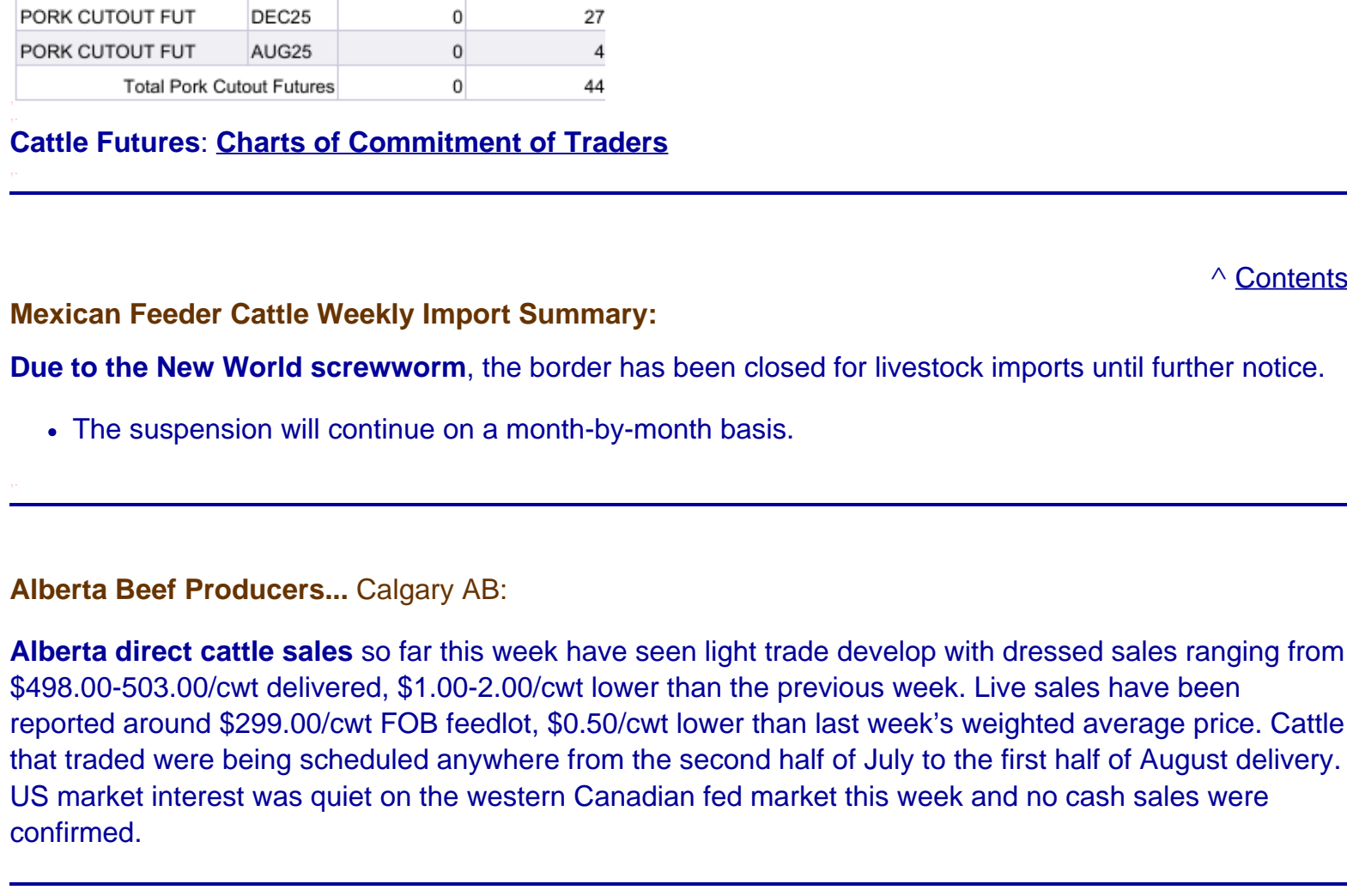

Feeder Steers:

700 lb. - 800 lb. Steers	06/27/25	Last Week	1 Month Ago	1 Year Ago	5 Yr. Avg.
Dakotas	341.79	340.98	328.88	287.56	214.15
Iowa	327.36	330.32	322.90	275.88	207.83
Missouri	329.03	332.51	317.60	273.79	204.66
Montana	328.01	327.52	321.79	273.28	207.00
Nebraska	338.20	333.02	333.22	285.33	215.41
Wyoming	331.05	330.56	325.45	275.82	209.25
North Central Avg.	332.57	332.49	324.97	278.61	209.72
Arkansas	304.56	307.54	308.53	255.86	194.18
Colorado	326.88	324.86	314.45	275.81	203.88
Kansas	328.98	332.46	317.55	273.75	204.66
New Mexico	320.11	317.66	310.92	263.51	197.56
Oklahoma	329.53	331.10	319.15	270.66	203.23
Texas	322.12	320.45	316.49	258.67	199.36
South Central Avg.	322.03	322.35	314.52	266.38	200.48
Alabama	303.90	304.89	296.84	249.30	187.70
Florida	288.03	289.05	285.06	241.14	181.99
Georgia	297.27	300.26	296.78	250.22	187.25
Kentucky	310.25	314.22	303.30	263.36	193.08
Louisiana	299.93	298.84	294.97	248.13	187.33
Mississippi	300.47	299.48	295.51	248.77	187.72
Tennessee	310.42	311.27	300.93	261.45	191.89
Virginia	307.83	311.27	300.93	260.18	191.26
Southeast Avg.	302.26	303.91	297.06	252.82	188.53
Arizona	307.27	309.74	302.33	258.93	193.76
California	308.41	312.88	312.38	263.23	198.03
Idaho	310.85	312.35	308.35	261.95	199.50
Nevada	309.21	311.20	308.71	261.99	197.64
Oregon	309.65	311.25	307.16	260.90	198.84
Utah	308.73	311.72	308.24	261.58	197.72
Washington	310.14	311.44	309.65	261.15	199.19
Western Avg.	309.18	311.37	307.83	261.39	197.81
Overall Average	316.51	317.53	311.09	264.80	199.13
This Week +/-	-	-0.3%	1.7%	19.5%	58.9%

Stocker Steers:

500 lb. - 600 lb. Steers	06/27/25	Last Week	1 Month Ago	1 Year Ago	5 Yr. Avg.
Dakotas	414.21	412.71	409.17	338.35	251.42
Iowa	398.08	399.57	406.59	331.67	245.14
Missouri	401.12	405.03	396.15	325.36	241.26
Montana	401.52	400.92	395.49	335.79	245.37
Nebraska	414.88	407.13	409.23	355.34	255.10
Wyoming	405.63	404.64	399.61	338.91	247.57
North Central Avg.	405.91	405.00	402.71	337.57	247.64
Arkansas	370.15	378.10	380.09	307.32	229.83
Colorado	403.25	399.28	392.55	340.66	244.25
Kansas	400.07	405.03	399.12	325.11	240.55
New Mexico	386.26	384.17	382.91	319.88	234.80
Oklahoma	392.89	392.48	389.91	319.63	239.94
Texas	385.11	383.11	379.55	310.65	234.68
South Central Avg.	389.62	390.36	386.61	320.54	237.34
Alabama	365.81	373.75	369.78	306.05	222.04
Florida	354.89	363.21	354.88	295.34	216.27
Georgia	366.65	365.66	374.16	305.11	220.79
Kentucky	368.83	379.75	374.47	313.40	222.12
Louisiana	354.89	357.87	362.83	297.41	219.78
Mississippi	356.41	359.59	367.57	298.84	220.74
Tennessee	368.52	379.44	372.16	311.33	221.00
Virginia	365.95	376.78	369.55	309.87	220.39
Southeast Avg.	362.74	369.51	367.02	304.67	220.39
Arizona	373.58	373.97	371.02	316.69	231.62
California	374.08	378.06	370.05	321.25	236.61
Idaho	380.22	378.84	374.34	318.78	236.66
Nevada	377.63	378.94	372.96	319.11	234.92
Oregon	378.69	377.37	372.89	317.54	235.54
Utah	379.72	378.35	372.38	318.61	234.51
Washington	380.46	377.97	373.48	318.05	236.04
Western Avg.	377.77	377.64	373.73	318.58	235.13
Overall Average	384.01	385.63	382.68	320.34	235.13
This Week +/-	-	-0.4%	0.3%	19.9%	63.3%

[^ Contents](#)



Trade Date	Futures Volume	Trade Date	Futures Open Interest
06/20/2025	148,026	06/20/2025	843,484
06/23/2025	137,070	06/23/2025	847,695
06/24/2025	156,486	06/24/2025	849,767
06/25/2025	139,434	06/25/2025	850,844
06/26/2025	135,855	06/26/2025	851,024

Top Expirations Traded On: 06/26/2025			
Product Description	Month	Volume	OI
FDR CATTLE FUT	OCT25	1,789	11,578
FDR CATTLE FUT	NOV25	838	7,695
FDR CATTLE FUT	AUG25	6,824	42,639
FDR CATTLE FUT	SEP25	2,831	20,420
FDR CATTLE FUT	JAN26	392	4,228
Total Feeder Cattle Futures: 13,010 84,640			

Product Description	Month	Volume	OI
LV CATTLE FUT	OCT25	13,896	101,032
LV CATTLE FUT	DEC25	10,639	79,305
LV CATTLE FUT	AUG25	25,060	153,682
LV CATTLE FUT	APR26	1,767	15,722
LV CATTLE FUT	FEB26	3,409	25,779
Total Live Cattle Futures: 57,031 387,640			

Product Description	Month	Volume	OI
LEAN HOGS FUT	JUL25	7,395	31,299
LEAN HOGS FUT	OCT25	13,484	87,343
LEAN HOGS FUT	DEC25	10,742	80,368
LEAN HOGS FUT	AUG25	22,795	114,537
LEAN HOGS FUT	FEB26	6,603	32,605
Total Lean Hog Futures: 65,814 374,700			

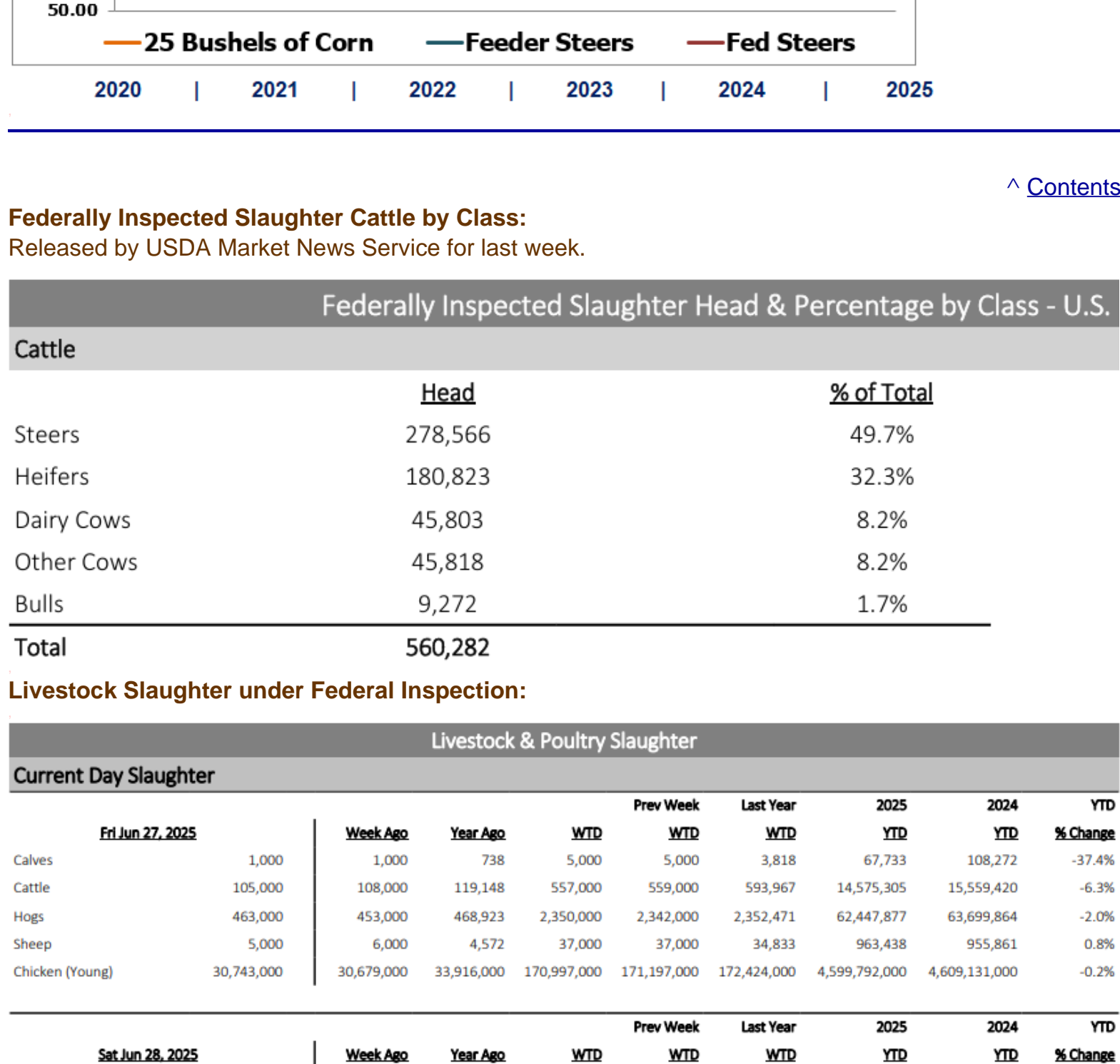
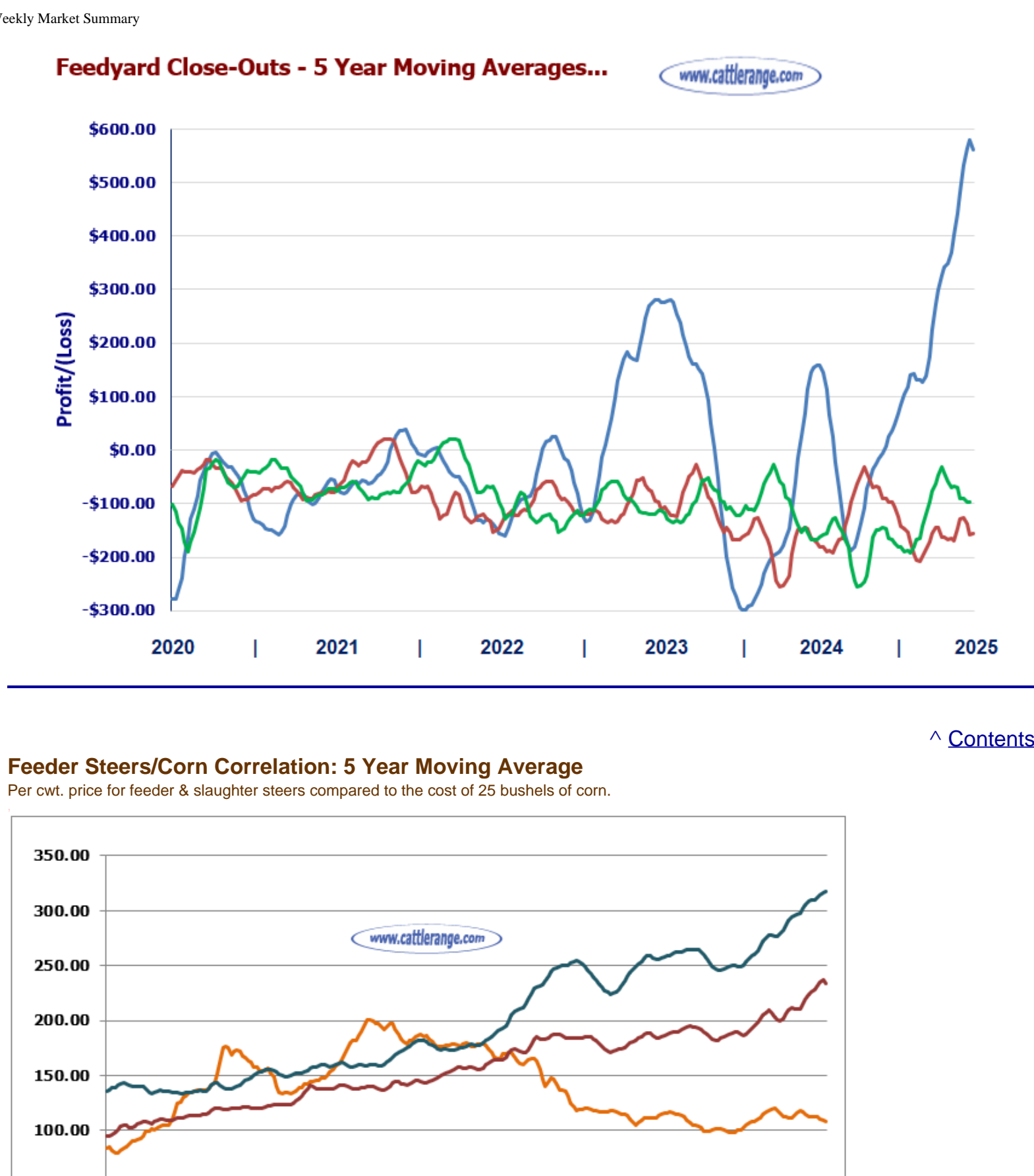
Product Description	Month	Volume	OI
PORK CUTOFF FUT	JUL25	0	13
PORK CUTOFF FUT	DEC25	0	27
PORK CUTOFF FUT	AUG25	0	4
Total Pork Cutoff Futures: 0 44			

Cattle Futures: Charts of Commitment of Trades

[^ Contents](#)

Mexican Feeder Cattle Weekly Import Summary:

Due to the New World screwworm, the border has been



Federally Inspected Slaughter Service by Class:
Released by USDA Market News Service for last week.

Federally Inspected Slaughter Head & Percentage by Class - U.S.		
Cattle	Head	% of Total
Steers	278,566	49.7%
Heifers	180,823	32.3%
Dairy Cows	45,803	8.2%
Other Cows	45,818	8.2%
Bulls	9,272	1.7%
Total	560,282	

Load Count And Cutout Value Summary For Prior 5 Days									
	Choice					Choice		Select	
Date	Choice	Select	Trim	Grinds	Total	600-900		600-900	
06/26	57	13	9	11	91	395.05		379.74	
06/25	59	25	9	12	105	394.94		376.29	
06/24	50	15	4	9	78	394.25		382.41	
06/23	54	11	9	15	88	390.22		383.10	
06/20	67	9	10	7	93	390.50		376.95	
Current 5 Day Simple Average:						392.99		379.70	

— Choice Boxed Beef Cutout — Feeder Steers — Fed Steers

USDA National Steer & Heifer Estimated Grading Percent Report:

Boxed Beef Cutouts:

USDA Estimated Boxed Beef Cut-out Values as of 2:30 PM on 6/27/25

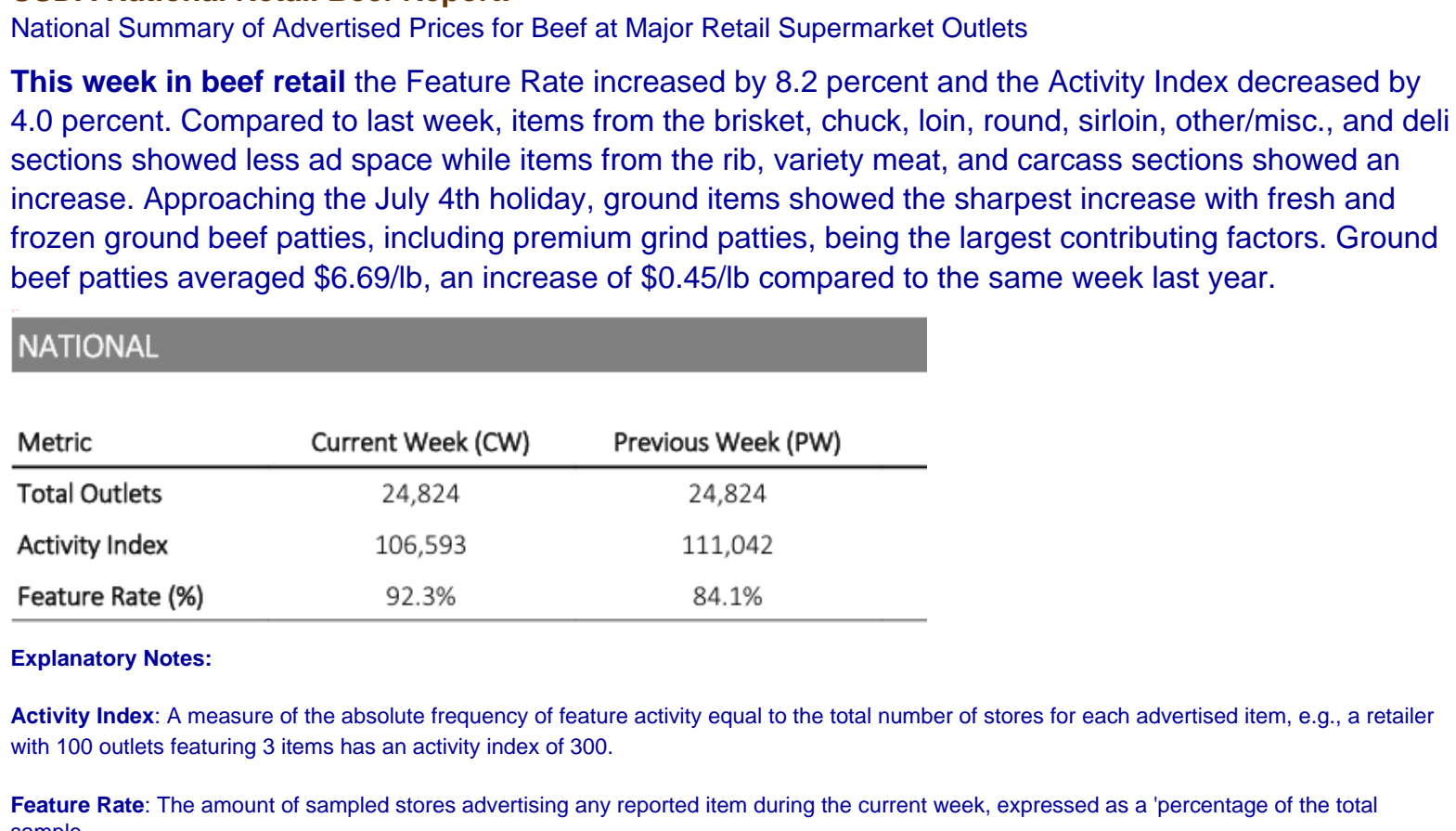
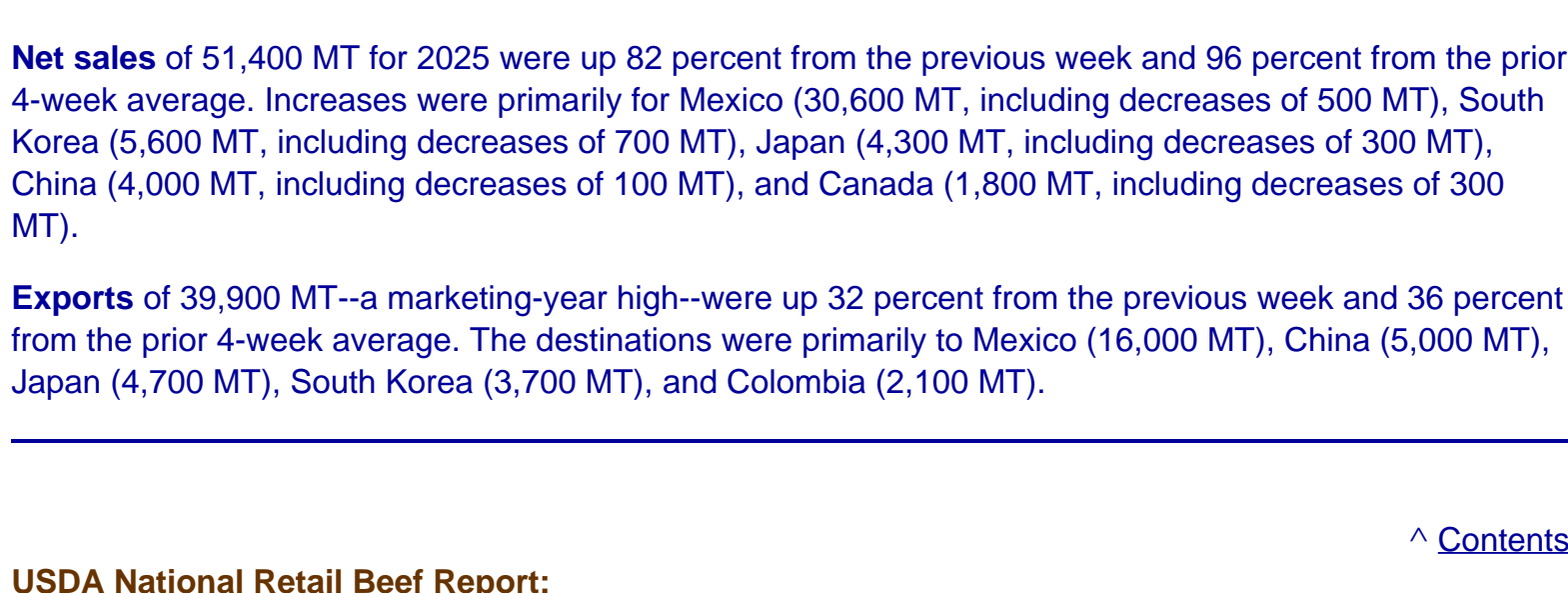
Based on negotiated prices and volume of boxed beef cuts delivered within 5-21 days and on average industry cutting yields. Values reflect U.S. dollars per 100 pounds.

	Choice 600-900	Select 600-900
Current Cutout Values:	396.51	382.95
Change from prior day:	1.46	3.21
Choice/Select spread:		13.56
Total Load Count (Cuts, Trimings, Grinds):		80

Composite Primal Values		
Primal Rib	521.16	484.55
Primal Chuck	331.88	328.48
Primal Round	325.64	334.40
Primal Loin	525.58	513.78
Primal Brisket	257.80	346.71
Primal Short Plate	298.02	298.02
Primal Flank	245.56	245.72

Load Count And Cutout Value Summary For Prior 5 Days

Date	Choice	Select	Trim	Grinds	Total	Choice 600-900	Select 600-900
06/26	57	13	9	11	91	395.05	379.74
06/25	59	25	9	12	105	394.94	376.29
06/24	50	15	4	9	78	394.25	382.41
06/23	54	11	9	15	88	390.22	383.10
06/20	67	9	10	7	93	390.50	376.95
Current 5 Day Simple Average:						392.99	379.70



Last Week's Trade Data:

Beef:

Net sales of 14,100 MT for 2025 were up 20 percent from the previous week and 11 percent from the prior 4-week average. Increases were primarily for Japan (6,800 MT, including decreases of 200 MT), South Korea (3,000 MT, including decreases of 300 MT), Taiwan (1,100 MT, including decreases of 200 MT), Canada (900 MT), and Hong Kong (600 MT, including decreases of 100 MT).

Exports of 12,600 MT were down 7 percent from the previous week and 3 percent from the prior 4-week average. The destinations were primarily to South Korea (3,800 MT), Japan (3,400 MT), Taiwan (1,400 MT), Mexico (1,300 MT), and Canada (900 MT).

Pork:

Net sales of 51,400 MT for 2025 were up 82 percent from the previous week and 96 percent from the prior 4-week average. Increases were primarily for Mexico (30,600 MT, including decreases of 500 MT), South Korea (5,600 MT, including decreases of 700 MT), Japan (4,300 MT, including decreases of 300 MT), China (4,000 MT, including decreases of 100 MT), and Canada (1,800 MT, including decreases of 300 MT).

Exports of 39,400 MT—a marketing-year high—were up 32 percent from the previous week and 36 percent from the prior 4-week average. The destinations were primarily to Mexico (16,000 MT), China (5,000 MT), Japan (4,700 MT), South Korea (3,700 MT), and Colombia (2,100 MT).

USDA National Retail Beef Report:
National Summary of Advertised Prices for Beef at Major Retail Supermarket Outlets

This week in beef retail the Feature Rate increased by 8.2 percent and the Activity Index decreased by 4.0 percent. Compared to last week, items from the brisket, chuck, loin, round, sirloin, other/misc., and deli sections showed less ad space while items from the rib, variety meat, and carcass sections showed an increase. Approaching the July 4th holiday, ground items showed the sharpest increase with fresh and frozen ground beef patties, including premium grind patties, being the largest contributing factors. Ground beef patties averaged \$6.69/lb, an increase of \$0.45/lb compared to the same week last year.

Metric	Current Week (CW)	Previous Week (PW)
Total Outlets	24,824	24,824
Activity Index	106,593	111,042
Feature Rate (%)	92.3%	84.1%

Explanatory Notes:

Activity Index: A measure of the absolute frequency of feature activity equal to the total number of stores for each advertised item, e.g., a retailer with 100 outlets featuring 3 items has an activity index of 300.

Feature Rate: The amount of sampled stores advertising any reported item during the current week, expressed as a percentage of the total sample.

Est. Weekly Meat Production Under Federal Inspection:

Total red meat production under Federal inspection for the week ending Saturday, June 28th was estimated at 1004.5 million lbs. according to the USDA Marketing Service. This was 0.9 percent higher than a week ago and 2.1 percent lower than a year ago. Cumulative meat production for the year to date was 2.4 percent lower compared to the previous year.

3 Year Bullish/Bearish Consensus Charts from SentimentTrader:

The theory behind the "Bullish/Bearish Consensus" indicator is when the public reaches a consensus, they are usually wrong:

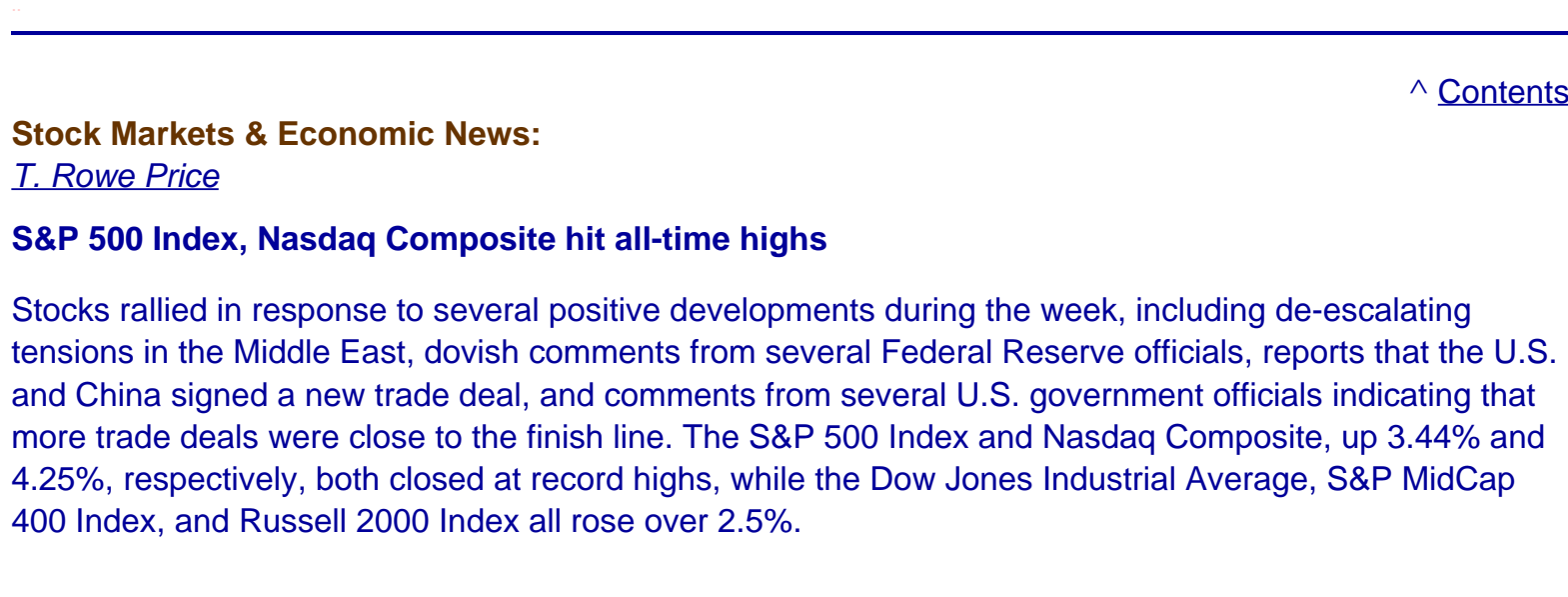
- They get too bullish after prices have risen and too bearish after they have already fallen.

Because of this tendency, there are often extremes in opinion right before major changes in trend:

- When the public reaches a bullish extreme, i.e., a great majority thinks prices will keep rising, then prices often decline instead.
- And when they become too bearish, then prices tend to rise.

So when Public Opinion moves above the **red dotted line** in the chart, it means that compared to other readings over the past year, you're seeing **excessive optimism**. You also want to look at the absolute level of Opinion, too - if it's at 90%, then there's no question we're seeing an historic level of bullish opinion. Watch for readings above 80% (or especially 90%) to spot those dangerous times when the public is overly enthusiastic about a commodity.

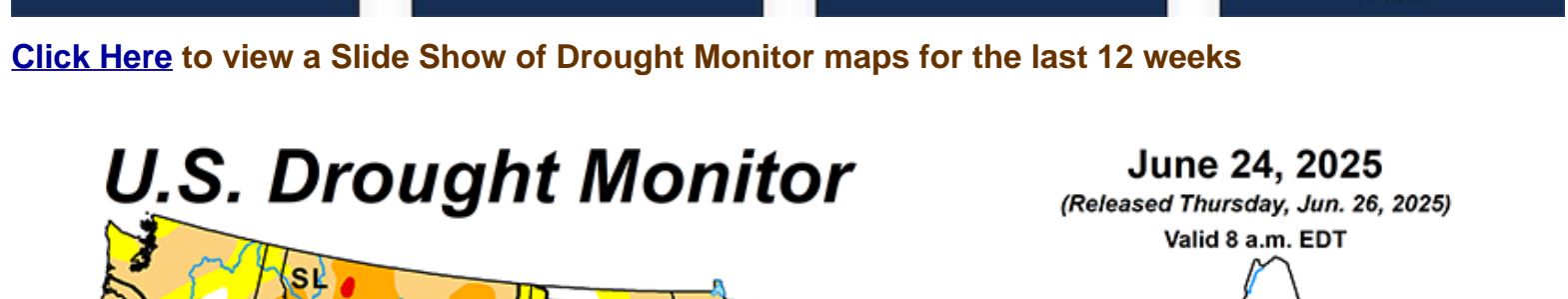
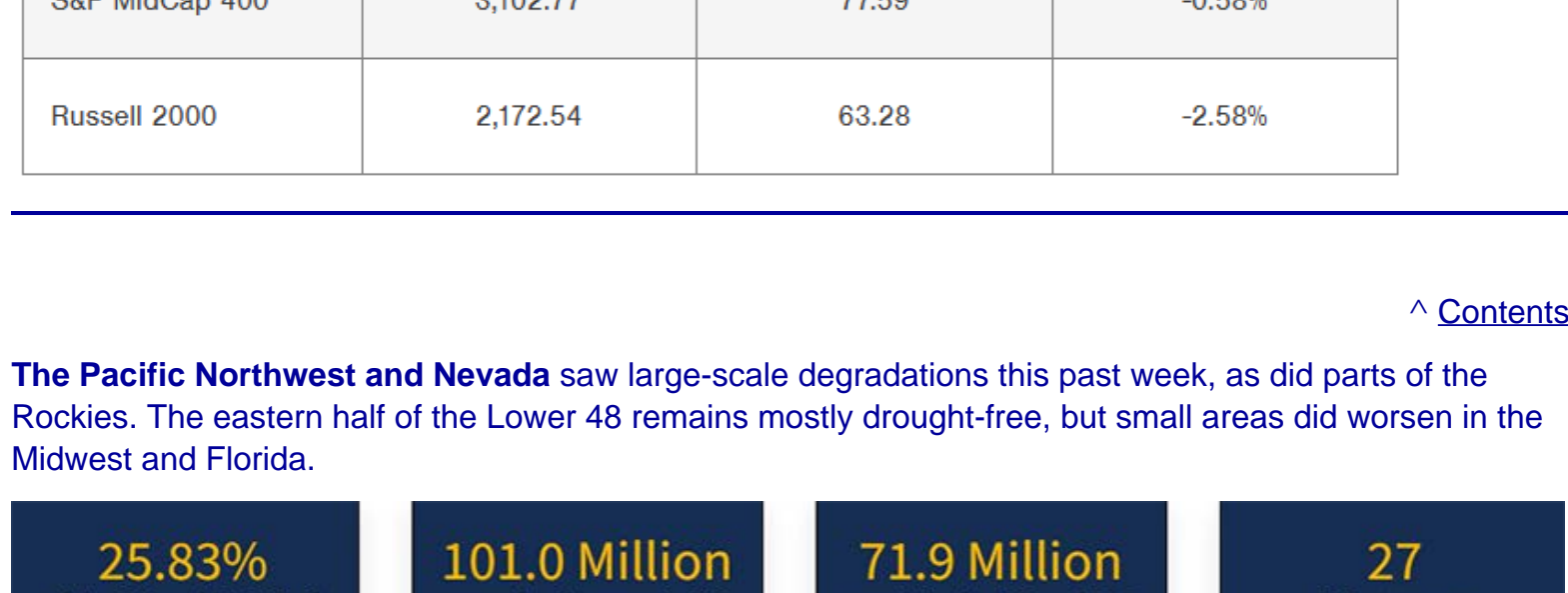
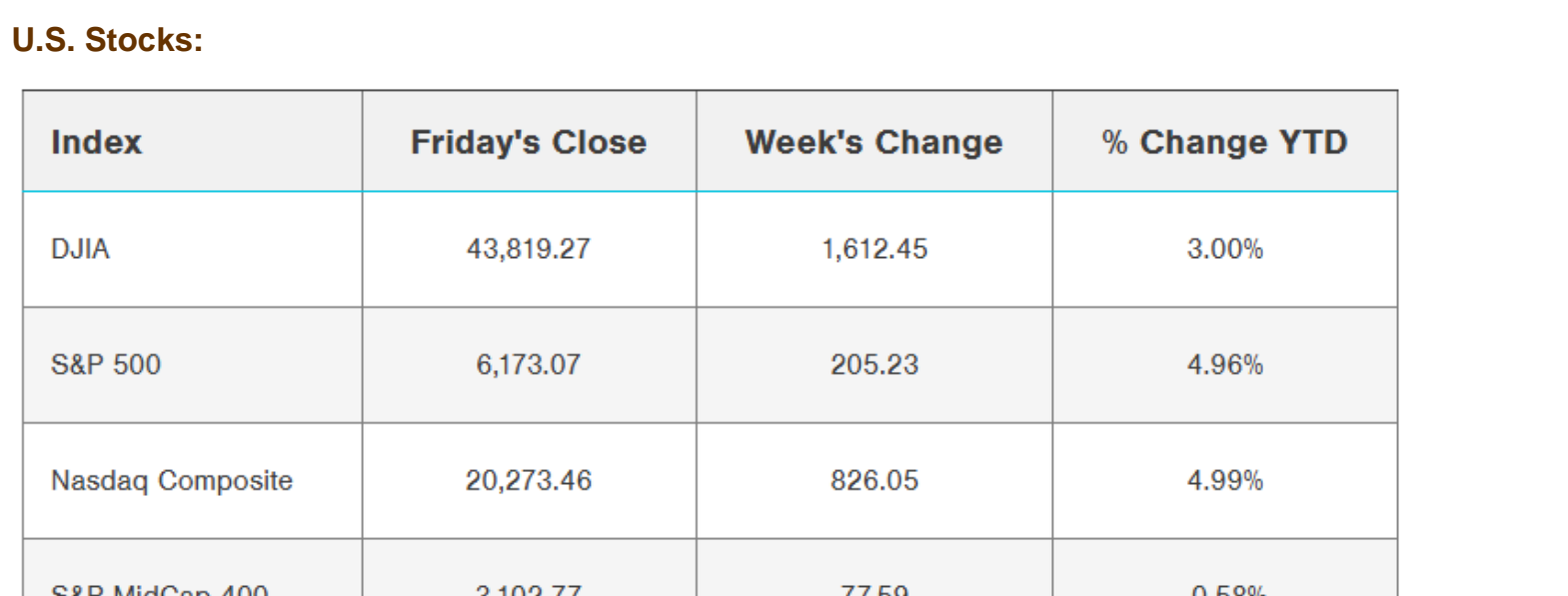
Conversely, when Public Opinion moves below the **green dotted line**, then the public is **excessively pessimistic** about the commodity's prospects for further gains compared to their opinion over the past year. Looking for absolute readings under 20% (or especially 10%) often indicates an upturn in the market.



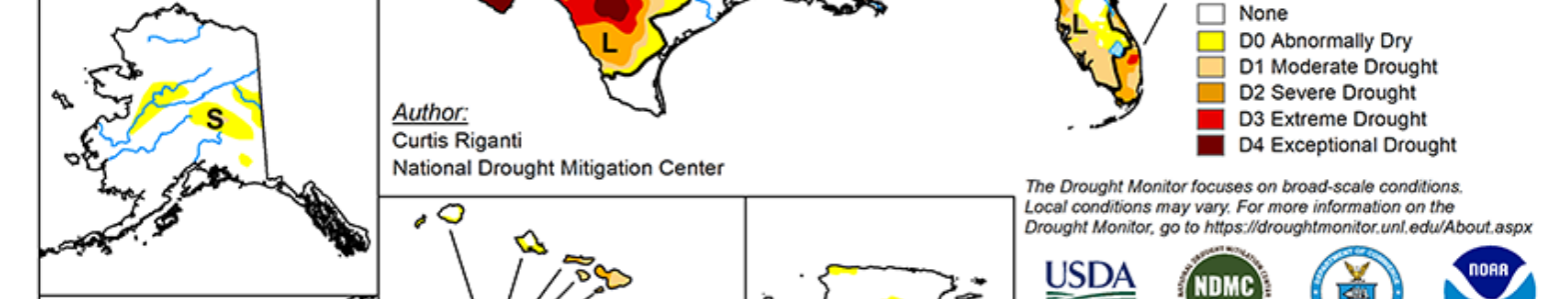
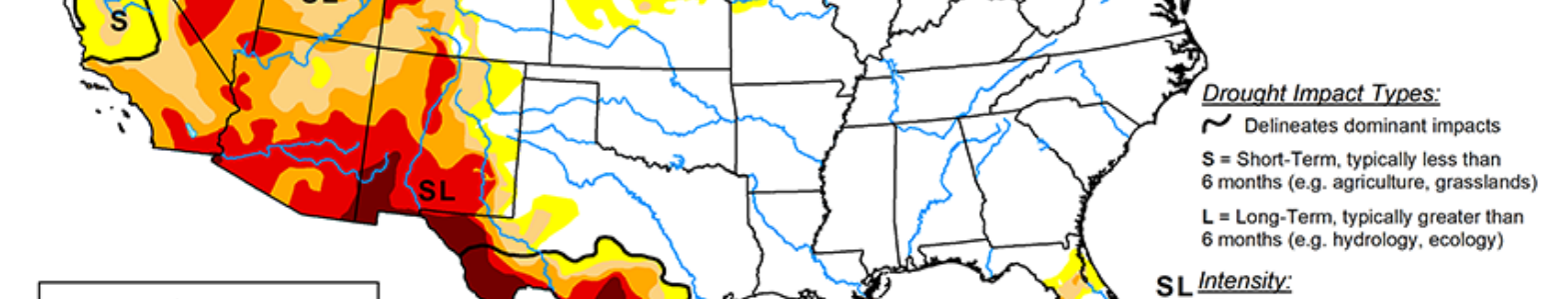
U.S. Stocks:

Index	Friday's Close	Week's Change	% Change YTD
DJIA	43,819.27	1,612.45	3.00%
S&P 500	6,173.07	205.23	4.96%
Nasdaq Composite	20,273.46	826.05	4.99%
S&P MidCap 400	3,102.77	77.59	-0.58%
Russell 2000	2,172.54	63.28	-2.58%

The Pacific Northwest and Nevada saw large-scale degradations this past week, as did parts of the Rockies. The eastern half of the Lower 48 remains mostly drought-free, but small areas did worsen in the Midwest and Florida.



For July 1-5, the outlook favors above-normal precipitation across Alaska, Hawaii and most of the contiguous United States. The highest confidence for above-normal precipitation during this period is centered on Arizona, New Mexico, southwest Texas, Utah and Colorado as monsoonal moisture streams into the region. Cooler-than-normal temperatures are favored in southeast Arizona, New Mexico, western Texas and southern Colorado, while near-normal temperatures are favored from the central Great Plains into the Great Lakes. Within the contiguous United States, warmer-than-normal temperatures are favored elsewhere, with the highest confidence for this residing in the Northwest, western Gulf Coast, and Mid-Atlantic. Warmer-than-normal temperatures are favored across most of Hawaii. Warmer-than-normal temperatures are also favored from southwest to north-central Alaska (excluding the Aleutian Islands), while cooler-than-normal weather is favored in the extreme northwest reaches of Alaska and in the southern portion of the state.



Corn Crop & Pasture Conditions:

Corn Condition - Selected States: Week Ending June 22, 2025
(These 18 States planted 92% of the 2024 corn acreage)

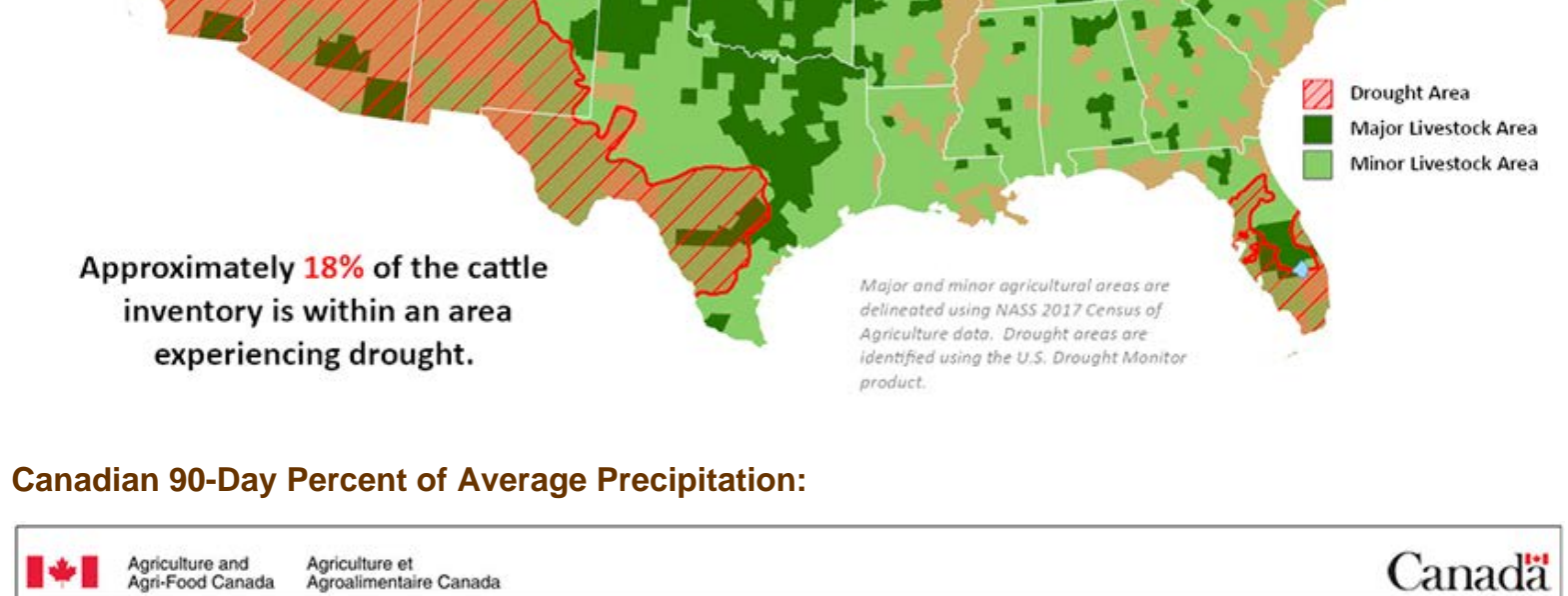
State	Very poor	Poor	Fair	Good	Excellent
Colorado	7	10	14	57	12
Illinois	3	1	18	67	11
Indiana	3	2	14	62	17
Iowa	1	5	14	62	17
Kansas	1	1	28	61	12
Kentucky	1	1	34	53	7
Michigan	1	4	21	50	10
Missouri	1	1	21	62	10
Minnesota	1	1	21	62	10
North Carolina	1	2	12	62	11
North Dakota	1	1	10	66	17
Ohio	1	1	35	50	7
Pennsylvania	1	1	12	50	11
South Dakota	2	1	38	55	10
Tennessee	1	1	22	64	8
Texas	1	1	45	44	14
Wisconsin	1	1	24	55	11
18 States	2	4	24	56	13
Previous week	11	10	28	39	8
Previous year	2	5	24	55	14

Pasture and Range Condition - Selected States: Week Ending June 22, 2025
(National pasture and range conditions for selected States are weighted based on pasture acreage and/or livestock inventories)

State	Very poor	Poor	Fair	Good	Excellent
Alabama	-	-	14	64	21
Arizona	49	32	15	3	13
California	-	8	14	63	-
Colorado	3	1	10	76	10
Connecticut	-	-	50	45	-
Delaware	-	-	36	59	-
Florida	-	5	29	51	18
Georgia	2	4	29	48	20
Idaho	1	1	21	62	10
Illinois	1	1	26	58	14
Indiana	1	1	38	50	10
Iowa	1	1	23	58	14
Kansas	1	1	24	58	14
Kentucky	1	1	13	65	15
Louisiana	1	1	29	57	10
Maine	-	-	50	47	22
Maryland	2	1	31	50	14
Massachusetts	-	-	50	47	11
Michigan	1	1	11	62	11
Minnesota	1	1	7	52	11
Mississippi	2	1	10	50	13
Montana	20	1	12	50	11
Nebraska	1	1	33	50	14
Nevada	45	23	5	27	-
New Hampshire	-	-	8	69	31
New Jersey	-	-	5	92	-
New Mexico	9	20	1	66	3
New York	1	1	10	78	10
North Carolina	1	1	19	79	2
North Dakota	1	1	12	76	11
Ohio	1	1	20	74	6
Oklahoma	10	17	25	31	17
Pennsylvania	-	-	10	70	10
Rhode Island	-	-	3	52	17
South Carolina	1	1	35	50	10
South Dakota	1	1	10	66	17
Tennessee	1	1	19	78	2
Texas	1	1	41	59	30
Utah	5	21	25	48	5
Vermont	-	-	10	57	8
Virginia	1	1	24	64	9
Washington	4	6	24	46	11
West Virginia	1	1	43	55	2
Wisconsin	1	1	21	55	12
Wyoming	8	24	5	31	8
48 States	12	17	28	31	12
Previous week	11	10	28	39	8
Previous year	2	5	24	55	14

Weekly Grain Market Review:

Grain Prices	06/27/25	Last Week	1 Month Ago	1 Year Ago	5 Yr. Avg.
Omaha Corn	4.16	4.37	4.47	4.25	5.49
Kansas City Wheat	5.21	5.59	5.22	5.29	6.70
Sept. Corn Futures	4.1150	4.2550	4.4400	4.0750	5.3361
Sept. Wheat Futures	5.4075	5.8350	5.3400	5.7350	6.7669



Last Week's Corn Trade Data:

Net sales of 741,200 MT for 2024/2025 were down 18 percent from the previous week and 17 percent from the prior 4-week average. Increases primarily for Colombia (191,000 MT, including 85,000 MT switched from unknown destinations and decreases of 5,800 MT), Japan (178,900 MT, including decreases of 1,000 MT), Mexico (105,300 MT, including decreases of 1,200 MT), unknown destinations (100,400 MT), and Spain (93,000 MT, including 55,000 MT switched from unknown destinations), were offset by reductions primarily for Egypt (70,700 MT), Turkey (55,000 MT), Costa Rica (12,000 MT), Jamaica (1,000 MT), and Malaysia (800 MT). Net sales of 305,500 MT for 2025/2026 were primarily for Mexico (138,500 MT), unknown destinations (124,000 MT), Costa Rica (29,700 MT), the United Kingdom (8,000 MT), and Nicaragua (2,800 MT).

Exports of 1,471,500 MT were down 16 percent from the previous week and 12 percent from the prior 4-week average. The destinations were primarily to Mexico (329,900 MT), Japan (302,500 MT), Colombia (148,300 MT), Spain (93,000 MT), and Taiwan (82,400 MT).

Regional Auction Reports... Click Link to view entire report

Last Friday & Saturday Auctions:

Burwell Livestock Auction Market - Burwell NE
This Week:
Last Reported:
Last Year:
No sale report available.

Ft. Pierre Livestock Auction - Ft. Pierre SD
This Week: 4,590
Last Reported: 10,816
Last Year: 3,716
Compared to last sale two weeks ago: steers were generally 10.00 to 15.00 lower; heifers from 650 lbs to 899 lbs were mostly 10.00 to 20.00 lower based on limited comparisons. Today's offering consisted of fall calves, weaned or right off the cow; yearlings off grass or coming from a back grounding lot and several consignments of fancy replacement heifers.

Lexington Livestock Market - Lexington, NE
This Week:
Last Reported:
Last Year:
No sale report available.

Torrington Livestock Commission - Torrington WY
This Week: 1,380
Last Reported: 1,274
Last Year: 1,695
Compared to last week; slaughter and feeder cows traded 3.00 to 5.00 higher with several large strings of cattle. Slaughter bulls traded 2.00 higher. A nice run of cows today with a very active internet and several buyers on the seats.

Cattlemen's Livestock Auction - Belen NM
This Week: 499
Last Reported: 447
Last Year: 1,021
Compared to last week; Steer and heifer calves sold 15.00-20.00 higher. Feeder steers and heifer sold 10.00-12.00 higher. Slaughter cows and bulls sold 5.00-7.00 higher. Trade moderate demand good.

Smith County Commission - Carthage TN

This Week: 381
Last Reported: 637
Last Year: 447
Compared to last week Feeder Steers 20.00 lower; Feeder Heifers 12.00 to 20.00 lower; Feeder Bulls 15.00 to 20.00 lower; Slaughter Cows 2.00 to 4.00 higher with Lean Cows being 6.00 to 8.00 higher; Slaughter Bulls mostly steady.

Carolina Stockyards – Livestock Auction – Siler City, NC

This Week: 808
Last Reported: 854
Last Year: 1,039
Slaughter cattle were 2.00 higher this week compared to last week . Feeder cattle were steady to 2.00 lower this week compared to last week. Demand was moderate ; market activity and buyer interest were moderate . Offerings moderate with quality average.

Monday Auctions:

Sioux Falls Regional Livestock Report - Worthing SD

This Week:
Last Reported:
Last Year:
Market not reported this week due to scarce feeder cattle offerings.

Tri-State Livestock Auction Market - McCook NE

This Week: 880
Last Reported: 1,005
Last Year: 836
Compared to two weeks ago 850 - 900 steers were 5.00 higher. Demand was good on all offerings.

Oklahoma National Stockyards Feeder Cattle - Oklahoma City OK

This Week: 4,422
Last Reported: 4,928
Last Year: 5,013
Compared to last week: Feeder cattle and calves mostly steady. Un-weaned calves 5.00-10.00 lower. Demand moderate to good. Limited demand for those short weaned or un-weaned calves.

Tulsa Livestock Auction - Tulsa, OK

This Week: 1,680
Last Reported: 851
Last Year: 1,546
Compared to last week: Feeder steers and steer calves sold 4.00-8.00 higher, with an instance of 11.00 higher. Feeder heifers and heifer calves sold 5.00-11.00 higher. Demand is moderate to good. Slaughter bulls were mostly steady. Slaughter cows sold mostly 7.00-12.00 higher.

Roswell Livestock Auction - Roswell NM

This Week: 837
Last Reported: 697
Last Year: 1,009
Compared to last weeks sale; Feeder calves 400-450 lbs sold 15.00-18.00 higher and 500-550 lbs were through. Steer and heifer feeders had no comparable numbers but a higher undertone was felt through out. Heifer calves 450-500 lbs sold 19.00-25.00 higher. Trade and demand were very good on larger numbers. Slaughter bulls sold 4.00 higher and slaughter cows were 9.00 higher with few 5.00 lower.

Joplin Reg. Stockyards Feeder Cattle - Carthage MO

This Week: 7,938
Last Reported: 8,724
Last Year: 9,031
Compared to last week: Feeder steers under 750 lbs. sold steady to 10.00 lower with heavier weights steady to 8.00 higher. Feeder heifers under 650 lbs. sold steady to 10.00 lower with heavier weights selling steady to 7.00 higher. Supply and demand was moderate.

Callaway Livestock Center - Kingdom City MO

This Week: 1,248
Last Reported: 1,600
Last Year: 855
Compared to last week, feeders sold steady to 10.00 lower. The supply was light, but ten full loads and a few part loads were in the offering today, aside from that the remainder was small packages and singles. Slaughter steers and heifers sold mostly 10.00 lower. A light offering of slaughter cows and bulls sold 5.00-10.00 higher with the most advance on high dressing breaking and boning cows.

Mid-South Livestock - Unionville TN

This Week: 568
Last Reported: 712
Last Year: 814
Compared to last week, all classes of feeder cattle 10.00 to 15.00 lower. With instances of under 500 lbs as much as 30.00 lower. Slaughter Cows and Bulls steady, in a light test of market.

Saluda Livestock Exchange - Saluda, SC

This Week: 851
Last Reported: 622
Last Year: 0
Compared to last week, feeder steers and feeder bulls too few to trend, feeder heifers unevenly steady, slaughter cows 1.00 higher, slaughter bulls 2.00 higher. Moderate offerings of plain to average quality cattle with active buyer participation. Light demand for feeder cattle with excessive hair and flesh.

United Producers Inc. - Harned KY

This Week: 464
Last Reported: 447
Last Year: 470
Compared to last week feeder steers 300-500lbs sold steady, steers 600lbs and up sold steady to down. 3.00. Feeder heifers sold steady with good demand. Slaughter cows sold steady to up 2.00 and slaughter bulls sold steady.

Tuesday Auctions:

Miles City Livestock Commission Auction - Miles City, MT

This Week: 945
Last Reported: 693
Last Year: 1,208
Compared to last week: Feeder steers and heifers were both too lightly tested to develop any market trend. Demand was mostly moderate to good for very light offerings. Quality this week was mostly plain to average. Demand for cutting bulls remains very good as several buyers were looking for bulls to cut and make steers. Market activity was mostly active today.

Winter Livestock Auction - Riverton, WY

This Week:
Last Reported:
Last Year:
No sale report for this week.

Winter Livestock - La Junta CO

This Week:
Last Reported:
Last Year:
No sale report for this week.

OKC West Livestock Auction - El Reno, OK

This Week: 1,509
Last Reported: 6,129
Last Year: 9,395
Compared to last week: Steer calves steady to 3.00 lower expect 500-600lbs 10.00 higher. Several buyers had a 5 weight steer deal today. Heifer calves steady to 3.00 lower expect 500-600lbs 10.00 higher. average. Buyers are showing less demand for unweaned calves this week.

Lonestar Stockyards - Wildorado, TX

This Week: 1,121
Last Reported: 878
Last Year: 787
Compared to last week: Steer calves traded mostly 5.00 higher, and heifer calves were mostly 10.00 higher. Not enough comparable sales on feeder steers or heifers for a market trend, but a sharply higher undertone was noted. Increased buyer demand was noted on feeder heifers, with the largest advances on yearling type heifers. Slaughter cows and bulls traded mostly 3.00 higher. Trading activity was active on very good buyer demand.

Ozarks Regional Stockyards - West Plains MO

This Week: 1,016
Last Reported: 2,486
Last Year: 1,900
Compared to last week, there were too few head in the offering for an adequate comparison however undertones had feeders steady to firm and calves steady to weak. Demand was moderate on a very light supply. The supplies were affected by the hot and humid conditions.

Mid-State Stockyards LLP - Letohatchee, AL

This Week: 1,287
Last Reported: 1,380
Last Year: 1,880
Compared to one week ago: Slaughter cows and bulls sold sharply higher. Replacement cows sold steady. Feeder cattle sold 4.00 to 9.00 lower.

Calhoun Stockyard - Calhoun, GA

This Week: 176
Last Reported: 423
Last Year: 552
Compared to one week ago, slaughter cows and bulls unevenly steady, all feeder classes lightly tested, replacement cows steady.

Blue Grass Stockyards - Lexington, KY

This Week: 652
Last Reported: 749
Last Year: 1,239
Compared to last Tuesday feeder steers and heifers sold 3.00 to 8.00 lower with moderate demand. Yearling steers sold 2.00 to 4.00 lower with good demand. Slaughter cows and slaughter bulls sold steady in a light test.

Producers Livestock Auction - Salina, UT

This Week: 862
Last Reported: 831
Last Year: 0
Compared to last week, feeder steers were steady to 6.00 lower, feeder heifers were steady to 5.00 lower, feeder bulls were too lightly tested to create a trend. Slaughter cows sold 6.00 to 9.00 higher with bulls selling steady. Replacement cattle sold slightly lower.

Wednesday Auctions:

Hub City Livestock Auction - Aberdeen SD

This Week: 1,391
Last Reported: 2,200
Last Year: 0
Compared to last week: Best test on steers 1000 to 1049 lbs steady. Heifers not well compared. Good to very good demand for cattle today. A lighter offering this week featuring a couple strings of steers and a handful of loads and packages of steers and heifers. Quality was mostly attractive and flesh in the moderate to moderate plus range.

Bassett Livestock Auction - Bassett NE

This Week: 8,075
Last Reported: 2,992
Last Year: 6,795
It's been several weeks, since last auction, a trend will not be given. Demand was very good with several buyers and active internet bidding.

Huss Platte Valley Auction - Kearney NE

This Week:
Last Reported:
Last Year:
No sale reported this week.

OKC West - El Reno OK

This Week: 6,919
Last Reported: 6,129
Last Year: 9,395
Compared to last week: Feeder steers steady to five higher. Feeder heifers 4.00-7.00 higher except 700-850lbs steady. All cattle this week denoted with the description fancy were 10.00 plus higher. Quality average to fancy. Demand good. Feeder calves 5.00-16.00 higher. Heifer calves 350 -500 lbs were 8.00-20.00 higher while 500-600 lbs sold 6.00-10.00 lower and 700-750 lbs feeder heifers sold 13.00-15.00 higher. Trade and demand were very good on similar numbers. Slaughter cows and slaughter bulls sold steady.

Clovis Livestock Auction - Clovis, NM

This Week: 1,555
Last Reported: 1,501
Last Year: 1,635
Compared to last weeks sale; Steer calves 400-450 lbs sold 4.00 lower and 500-550 lbs were 14.00-18.00 higher. Feeder steers 650-750 lbs sold 2.00 - 16.00 higher. Heifer calves 350 -500 lbs were 8.00-20.00 higher while 500-600 lbs sold 6.00-10.00 lower and 700-750 lbs feeder heifers sold 13.00-15.00 higher. Trade and demand were very good on similar numbers. Slaughter cows and slaughter bulls sold steady.

Winter Livestock Feeder Cattle Auction - Dodge City KS

This Week: 546
Last Reported: 648
Last Year: 933
Compared to last week, not enough feeders or calves sold for an accurate market test. Slaughter cows were steady. Light supply had good demand.

Bloomfield Livestock Market - Bloomfield, IA

This Week:
Last Reported:
Last Year:
No sale reported this week.

Springfield Livestock Auction - Springfield MO

This Week: 2,392
Last Reported: 754
Last Year: 695
Compared to last week, based on limited comparisons, steers and heifers sold mostly 5.00 to 15.00 higher. This was a value added calf and yearling special sale, and quality ran high throughout the day with many consignments of long weaned and vaccinated calves and yearlings.

South Central Regional Stockyards - Vienna, MO

This Week: 176
Last Reported:
Last Year:
No sale reported this week.

Roanoke Stockyard - Roanoke, AL

This Week:
Last Reported:
Last Year:
No sale reported this week.

Blue Grass Stockyards - Albany KY

This Week: 193
Last Reported: 629
Last Year: 842
Compared to last week: No Trend on feeder calves due to low comparable receipts. This weeks extreme heat affected cattle movement. Slaughter cows and bulls sold steady.

Thursday Auctions:

Billings Livestock Commission Cattle Auction - Billings, MT

This Week: 949
Last Reported: 2,281
Last Year: 884
Compared to last sale (6-12-25): Feeder steer and heifer calves were all too lightly tested last sale to develop any market trend. Demand was mostly good to very good for light offerings. Quality this week was mostly plain to average. Many blemished offerings continue to be seen as buyers clean up cattle before turning them out on grass.

Mitchell Livestock Auction – Mitchell SD

This Week: 1,514
Last Reported: 6,497
Last Year: 0
Compared to two weeks ago: Trend not applicable on steers, a lower undertone was noted. Heifers 750-950 lbs. sold 3.00 8.00 lower. Demand was good. Many large load lots in the heavier feeders. The next feeder cattle auction will be July 10th.

Valentine Livestock Auction - Valentine NE

This Week:
Last Reported:
Last Year:
No sale reported this week.

Apache Livestock Auction - Apache, OK

This Week: 2,033
Last Reported: 1,818
Last Year: 1,841
Compared to last week: Feeder steers and feeder heifers steady to 5.00 higher. Steer calves and heifer calves not enough comparable calves for a market test. Quality fair to attractive with good demand. Slaughter cows 4.00 to 8.00 higher. Slaughter bulls 1.00 lower.

Woodward Wtd Avg Cattle - Woodward OK

This Week: 1,334
Last Reported: 1,047
Last Year: 2,040
Compared to last week: Steer calves not well tested. Feeder steers sold 7.00 to 10.00 higher. Heifers sold 9.00-14.00 lower, except for 800-900-pound heifers sold 9.00 higher. Demand was moderate. Quality average.

Winter Livestock Auction - Pratt KS

This Week: 1,928
Last Reported: 2,541
Last Year: 0
Compared to 2 weeks age, feeder stgers 775 lb to 1,000 lb sold steady to 4.00 lower, however reputation of fancy steers sold steady to 8.00 higher. Feeder heifers 700 lb to 850 lb sold steady to 4.00 lower or very light receipts. Demand was moderate. Slaughter cows sold steady to 2.00 higher. Slaughter bulls sold 6.00 to 8.00 lower, however bulls were not as attractive as 2 weeks ago.

Farmers & Ranchers Livestock - Salina KS

This Week:
Last Reported:
Last Year:
May 22nd was the last regular sale until July.

Cattlemans Livestock Auction - Dalhart TX

This Week: 1,881
Last Reported: 2,109
Last Year: 1,383
Compared to last week: There was a good turn out of quality cattle, 500# steers and heifers were in demand, bringing 20.00 higher. Few comparable sales on steer and heifer calves but there was a higher undertone noted. Slaughter cattle continue to rise with average yielding boners and breakers 10.00 higher. High yielding cattle keep creeping closer to the 2.00 mark. Trade was active on high demand headed to the holiday.

Tulia Livestock Auction - Tulia, TX

This Week: 420
Last Reported: 956
Last Year: 646
Compared to last week: Feeder steers and heifers sold 2.00 to 8.00 higher. Demand was good as we head into a holiday week with sales closed.

New Cambria Livestock Market - New Cambria, MO

This Week:
Last Reported:
Last Year:
No sale reported this week.

Bluegrass Stockyards South - Stanford KY

This Week: 629
Last Reported: 1,411
Last Year: 2,132
Compared to last Thursday: Feeder and yearling steers steady on a limited comparison, Feeder heifers steady yearling heifers 700-800 lbs were 5.00-8.00 higher, Good demand for feeder and yearling classes. Slaughter cows and bulls steady on a limited comparison, Good demand for slaughter classes.

Paris Stockyards - Paris KY

This Week: 623
Last Reported: 2,314
Last Year: 630
Compared to last Thursday the feeder market was uneven with a plainer quality offering. Feeder steers and heifers were unevenly steady to 3.00 lower or greater in spots with a limited supply and moderate demand. Lower receipts, excessive heat and varying quality issues, limited buyers interest and premiums they were willing to pay today. Slaughter cows were 2.00 to 4.00 higher with good demand and slaughter bulls were steady.

Toppenish Livestock Auction - Toppenish, WA

This Week:
Last Reported:
Last Year:
No sale reported this week.

[^ Contents](#)

Direct Sales of Feeder & Stocker Cattle... [Click Link to view entire report](#)

Colorado Direct Cattle Report

This Week: 245
Last Reported: 3,948
Last Year: 6,806
Special Note: *** Directs will be publish next Thursday July 3, 2025. ***
Compared to last week: Demand was moderate to good. Supply included: 100% Feeder Cattle (51% Steers, 49% Dairy/Beef Steers). Feeder cattle supply over 600 lbs was 51%. Unless otherwise noted, Feeder Cattle prices FOB based on net weights after a 2-3% shrink or equivalent, with a 8-12 cent slide > 600 lbs. and 20-30 cent slide < 600 lbs. Livestock reported this week originated from CO, KS.

Eastern Cornebelt Direct Cattle Report (IL/IN/MI/MN/OH/KY)

This Week: 1,014
Last Reported: 481
Last Year: 507
Compared to last week: Not enough Current FOB trades for a last week for a trend. Demand moderate onto good. Supply included: 100% Feeder Cattle (5.7% Steers, 80.9% Heifers, 13.4% Dairy/Beef Steers). Feeder cattle supply over 600 lbs was 86%. Unless otherwise noted, Feeder Cattle prices FOB based on net weights after a 0% shrink or equivalent, with a 0 cent slide > 600 lbs and 0 cent slide < 600 lbs. Livestock reported this week originated from IN, KY.

Kansas Direct Feeder Cattle Report

This Week: 1,333
Last Reported: 1,459
Last Year: 2,645
Special Note: ***This report will be released next Thursday, July 3rd due to the July 4th Holiday***
Compared to last week: Not enough comparable sales on Current FOB steers and heifers for a market trend. Beef on dairy steers traded mostly 4.00 higher. Buyer demand remains good. Supply included: 100% Feeder Cattle (71.2% Steers, 22.3% Heifers, 5.5% Dairy/Beef Steers, 1% Dairy/Beef Heifers). Feeder cattle supply over 600 lbs was 94%. Unless otherwise noted, Feeder Cattle prices FOB based on net weights after a 2% shrink or equivalent, with up to a 15 cent slide >600 lbs and up to a 20 cent slide <600 lbs. Livestock reported this week originated from CO, IN, KS, MS, OK, TN, TX.

Missouri Direct Cattle Report

This Week:
Last Reported:
Last Year:
Compared to last week: No Current FOB trades this week.

Montana Direct Cattle Report

This Week:
Last Reported:
Last Year:
No report available.

New Mexico Direct Cattle Report

This Week:190
Last Reported: 775
Last Year: 6,390
Special Note: ***This report will be released next Thursday, July 3rd due to the July 4th Holiday***
Compared to last week: Feeder steers traded 1.00 higher on a light test. Buyer demand remains good. Supply included: 100% Feeder Cattle (68.4% Steers, 31.6% Dairy/Beef Heifers). Feeder cattle supply over 600 lbs was 100%. Unless otherwise noted, Feeder Cattle prices FOB based on net weights after a 0% shrink or equivalent, with a 8-12 cent slide >600 lbs. Livestock reported this week originated from NM.

Northwest Direct Cattle Report (WA/OR/ID/UT)

This Week: 1,333
Last Reported: 420
Last Year: 920
Special Note: *** Directs will be published on Thursday July 3, 2025. ***
Compared to last week: No current FOB trades this week. Demand moderate to good. Supply included: 100% Feeder Cattle (10.7% Heifers, 44.3% Dairy/Beef Steers, 45% Dairy/Beef Heifers). Feeder cattle supply over 600 lbs was 100%. Unless otherwise noted, Feeder Cattle prices FOB based on net weights after a 2- 3% shrink or equivalent, with a 8-12 cent slide > 600 lbs. Livestock reported this week originated from ID.

Oklahoma Direct Cattle Report

This Week: 4,391
Last Reported: 2,024
Last Year: 2,024
Compared to last week: Feeder steers and heifers traded steady to 3.00 higher, Demand good. Supply included: 100% Feeder Cattle (93.6% Steers, 6.4% Heifers). Feeder cattle supply over 600 lbs was 100%. Unless otherwise noted, Feeder Cattle prices FOB based on net weights after a 0% shrink or equivalent, with a 0 cent slide > 600 lbs. Livestock reported this week originated from OK, TX.

Southeast Direct Cattle Report (AL/AR/FL/GA/LA/MS/TN)

This Week: 611
Last Reported: 1,923
Last Year: 3,706
Compared to last week: Current FOB steer and heifers were steady on a limited test. Demand was light to moderate. Supply included: 100% Feeder Cattle (23.6% Steers, 76.4% Heifers). Feeder cattle supply over 600 lbs was 100%. Unless otherwise noted, Feeder Cattle prices FOB based on net weights after a 2-3% shrink or equivalent, with up to a 15 cent slide > 600 lbs and up to a 20 cent slide <600 lbs. Current delivery is 14 days from the report date. Livestock reported this week originated from AL, FL, GA, MS, TN.

Southeast Direct Cattle Report (AZ/CA/NV)

This Week: 2,360
Last Reported: 2,300
Last Year: 5,290
Special Note: ***This report will be released next Thursday, July 3rd due to the July 4th Holiday***
Compared to last week: Not enough comparable sales for a market trend. Buyer demand remains good. Supply included: 100% Feeder Cattle (100% Dairy/Beef Steers). Feeder cattle supply over 600 lbs was 0%. Unless otherwise noted, Feeder Cattle prices FOB based on net weights after a 2-3% shrink or equivalent, with a 5-10 cent slide on calves and a 3-6 cent slide on yearlings from base weight. Livestock reported this week originated from CA, ID, IN, TX.

Texas Direct Cattle Report

This Week: 9,973
Last Reported: 11,987
Last Year: 20,367
Special Note: ***Next week this report will be released Thursday, July 3rd due to federal holiday July 4th on Friday.***
Compared to last week: Current FOB steers and heifers were steady to 2.00 higher on limited comparable sales. Demand was moderate as we head into a shortened holiday week. Buyer demand remains good. Supply (32.8% Steers, 51.7% Heifers, 8.8% Dairy/Beef Steers, 6.6% Dairy/Beef Heifers). Feeder cattle supply over 600 lbs was 99%. Unless otherwise noted, Feeder Cattle prices FOB based on net weights after a 2-3% shrink or equivalent, with up to a 15 cent slide >600 lbs and up to a 20 cent slide <600 lbs. Current delivery is 14 days from the report date. Livestock reported this week originated from AL, FL, GA, ID, KS, KY, MS, NM, OK, TX.

Wyoming-Nebraska Direct Cattle Report

This Week: 420
Last Reported: 230
Last Year: 62
Special Note: This report will be released on Thursday due to the Holiday on Friday July 4th. No comparable sales for a market trend. Supply included: 100% Feeder Cattle (50% Steers, 50% Heifers). Feeder cattle supply over 600 lbs was 100%. Unless otherwise noted, Feeder Cattle prices FOB based on net weights after a 2% shrink or equivalent, with a 10 cent slide > 600 lbs. Livestock reported this week originated from CA.

• Extensive U.S. & Canadian Auction Results are available on [The Cattle Range](#)

[^ Contents](#)

USDA Weekly Hay Reports: "Click" on links for detailed report

- | | | |
|--------------|--------------|------------------------|
| • Alabama | • Missouri | • Oregon |
| • California | • Montana | • South Dakota |
| • Colorado | • Nebraska | • Texas |
| • Idaho | • New Mexico | • WA/OR Columbia Basin |
| • Iowa | • Oklahoma | • Wyoming |
| • Kansas | | |

[^ Contents](#)

Although all information is from sources believed to be accurate & timely, The Cattle Range expressly disclaims all warranties, expressed or implied, as to the accuracy of any of the contents provided and shall not be liable for decisions or actions taken based on the data/information/opinions contained within.

Copyright © 2024 - The Cattle Range - All Rights Reserved