

The Cattle Range

www.cattlerange.com

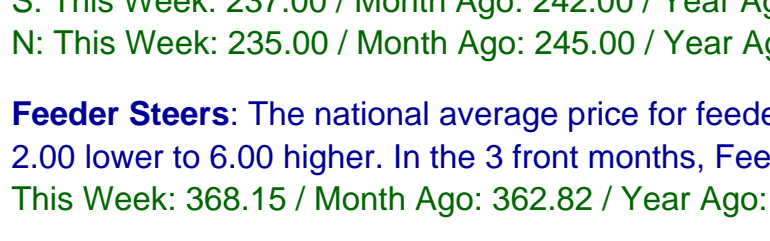
Weekly Market Summary

For the week ending September 26, 2025

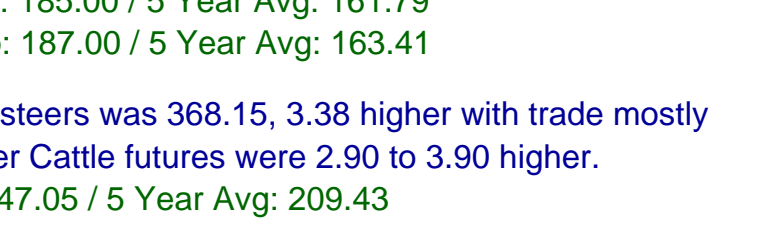
Compared to last week, fed cattle trade in the Southern Plains and Northern Plains was lower. Feeder cattle and stocker calves were higher with live cattle futures lower and feeder cattle futures higher. The dressed beef cuts were lower again this week.

Cattle/Beef Market-Strength Indexes

10 Day Index Trendline



60 Day Index Trendline

Change from Previous Day: **+0.90%**Change from 10 Days Ago: **-3.03%**Change from 60 Days Ago: **+11.58%**Change from 60 Day Ago: **-11.86%**

Indexes track the daily market values for the past 10 & 60 days. Each value is the weighted total of the Gain(Loss) for 15 major market factors compared to the previous trading day.

[Click Here](#) to receive the **WMS** on Saturday mornings or to have it sent to friends & associates.

Fed Cattle: Trade in the Southern Plains was 2.50 lower at 237.00 with Northern Plains trade 2.00 lower at 235.00. In the 3 front months, Live Cattle futures were 0.95 to 1.77 lower. USDA's steer carcass weight data showed weights averaged 950 lbs. this week, compared to 958 lbs. last week and 945 lbs. a year ago.
S: This Week: 237.00 / Month Ago: 242.00 / Year Ago: 185.00 / 5 Year Avg: 161.79
N: This Week: 235.00 / Month Ago: 245.00 / Year Ago: 187.00 / 5 Year Avg: 163.41

Feeder Steers: The national average price for feeder steers was 368.15, 3.38 higher with trade mostly 2.00 lower to 6.00 higher. In the 3 front months, Feeder Cattle futures were 2.90 to 3.90 higher. This Week: 368.15 / Month Ago: 362.82 / Year Ago: 247.05 / 5 Year Avg: 209.43

Stocker Steers: The national average price for stocker steers was 432.24, 2.87 higher with trade mostly 3.00 lower to 7.00 higher with Western States showing the most strength again this week. This Week: 432.24 / Month Ago: 427.48 / Year Ago: 285.32 / 5 Year Avg: 247.85

CME Feeder Cattle Index: Posted daily by CME with a lag of one business day.
365.04... +4.41 -- 52 Week High: 367.03 on 9/5/25
This Week: 365.04 / Month Ago: 365.38 / Year Ago: 245.53 / 5 Year Avg: 207.45

Boxed Beef Cutout: The Choice cutout was 10.62 lower at 371.43 and the Select cutout was 7.48 lower at 352.44. The Choice/Select spread is 18.99, 3.44 narrower.
This Week: 371.43 / Month Ago: 415.41 / Year Ago: 296.69 / 5 Year Avg: 293.37

Cutter Cow Cutout: 0.16 higher at 338.97.

Slaughter Cows: Trade mostly steady to 3.00 lower.

Total red meat production under Federal inspection for the week ending Saturday, September 27th was estimated at 1025.2 million lbs., according to the USDA Marketing Service. This was 0.4 percent lower than a week ago and a 4.7 percent lower than a year ago. Cumulative meat production for the year to date was 3.2 percent lower compared to the previous year.

Corn: December futures closed at 4.2200, 0.0200 lower.

Contents:

- [Weekly Market Overview](#)
- [Stocker & Feeder Cattle Weekly Receipts](#)
- [Feeder & Stocker Steer Prices](#)
- [5 Year Moving Avg. - Stocker, Feeder, & Fed Steers](#)
- [Regional Auction Reports](#)
- [Direct Sales of Feeder & Stocker Cattle by State](#)
- [Cattle Futures' Long-Term Market Outlook](#)
- [Mexican Feeder Cattle Weekly Import Summary](#)
- [Chart of the Week](#)
- [Photo of the Week](#)
- ["Shootin' the Bull" Weekly Analysis](#)
- [Fed Cattle](#)
- [Feedyard Closeouts: Profit/\(Loss\)](#)
- [Feeder Steers/Corn Correlation](#)
- [Slaughter Cattle by Class](#)
- [Canadian Fed Cattle](#)
- [Boxed Beef Cutouts](#)
- [USDA National Retail Beef Report](#)
- [Est. Weekly Meat Production Under Federal Inspection](#)
- [Bulish/Bearish Consensus: Cattle & Corn](#)
- [U.S. Dollar - 6 Month Chart](#)
- [Stock Markets & Economic News](#)
- [Weather Outlook & Drought Conditions](#)
- [Corn Crop & Pasture Conditions](#)
- [National Grain Summary](#)
- [Selected Auction Reports](#)
- [Direct Sales of Feeder & Stocker Cattle](#)
- [Weekly Hay Reports](#)

Links to the articles below are included because we found them to be of interest but their content does not necessarily reflect the views of The Cattle Range.

Click your "Back Button" to return to the WMS.

- [September Livestock Slaughter Report](#)
- [USDA Plan to Rebuild Beef Herd will not include Producer Payments](#)
- [Lonesome Report: Screw Worms, Subsidies, & U.S. - Mexico Relations](#)
- [Rancher Frustration vs. Market Growth in the Beef Checkoff Divide](#)
- [Jobless Claims fall to Lowest Level since mid-July](#)
- [USDA Secretary Rollins: U.S. will not rely on Mexico to Defend our Industry](#)
- [Feedlot Production Continues to Decline](#)
- [New World Screwworm Found 70 Miles from U.S./Mexican Border](#)

[^ Contents](#)

Market Overview:

< www.cattlerange.com >	09/26/25	Last Week	1 Month Ago	1 Year Ago	5 Yr. Avg.
CME Feeder Index	365.04	360.63	365.38	245.53	207.45
Live Cattle Futures	09/26/25	Last Week	1 Month Ago	1 Year Ago	5 Yr. Avg.
October	231.80	233.57	239.65	183.75	160.87
December	234.30	233.72	240.77	184.47	161.15
February	236.50	237.45	242.25	185.55	162.49
Feeder Futures	09/26/25	Last Week	1 Month Ago	1 Year Ago	5 Yr. Avg.
October	357.00	354.10	364.47	245.70	209.32
November	354.47	350.92	363.60	239.67	211.84
January	347.82	343.92	357.10	239.30	214.02
Fed Cattle	09/26/25	Last Week	1 Month Ago	1 Year Ago	5 Yr. Avg.
S. Central	237.00	239.50	242.00	185.00	161.79
N. Central	235.00	237.00	245.00	187.00	163.41
Feedyard Closeouts	09/26/25	Last Week	1 Month Ago	1 Year Ago	5 Yr. Avg.
Current	492.50	481.99	584.42	(187.44)	29.21
Future (Projected)	(152.05)	(134.88)	(67.22)	(29.02)	(103.19)
Avg. National Prices	09/26/25	Last Week	1 Month Ago	1 Year Ago	5 Yr. Avg.
Feeder Steers	368.15	364.77	362.32	247.05	209.43
Stocker Steers	432.24	429.37	427.48	285.32	247.85
Boxed Beef Cutout	09/26/25	Last Week	1 Month Ago	1 Year Ago	5 Yr. Avg.
Choice	371.43	382.05	415.41	296.69	293.37
Select	352.44	359.92	390.00	282.08	274.88
Spread	18.99	22.13	25.41	14.61	18.48
Cutter Cow Cut-Out	338.97	338.81	335.53	278.30	236.78
Crude Oil Futures	65.27	62.65	63.97	68.59	75.11
Grain Prices	09/26/25	Last Week	1 Month Ago	1 Year Ago	5 Yr. Avg.
Omaha Corn	3.95	3.96	3.81	4.04	5.62
Kansas City Wheat	4.75	4.72	4.78	5.17	6.59
Dec. Corn Futures	4.2200	4.2400	4.2025	4.8000	5.3776
Dec. Wheat Futures	5.1975	5.2250	5.3425	5.8000	6.7770

Bradford Buildings...
a full-service provider of pole barns,
post-frame buildings, garages &
workshops

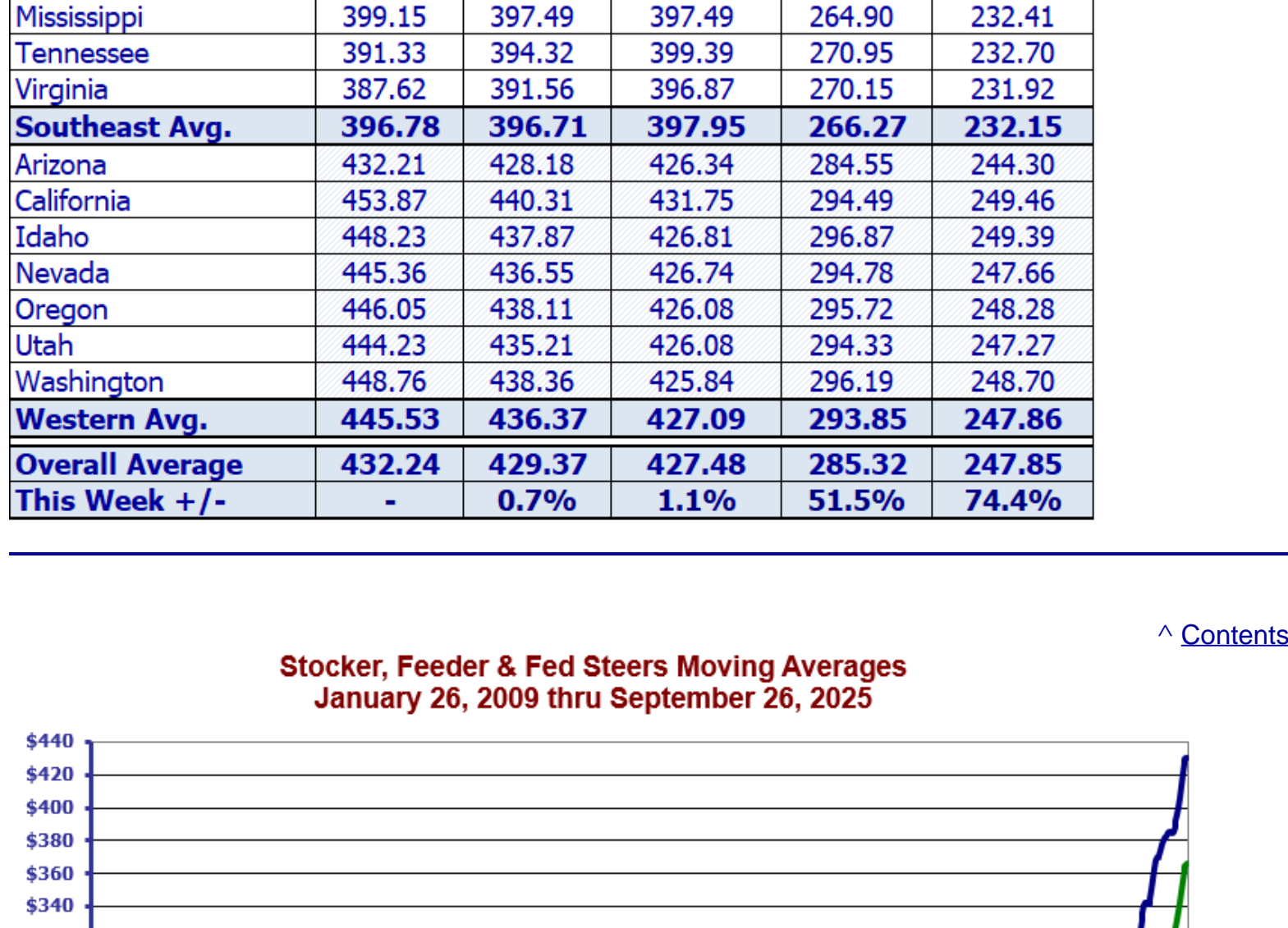
FARM & RANCH
Call Us Today!
877.303.3737

Cattle Empire
a full-service provider of beef cattle
FAMILY OWNED
CUSTOMER FOCUSED
FEED WITH US

National Feeder & Stocker Cattle Sale Receipts:

Data released by USDA on Monday, 9/22/25 for week ending Saturday, 9/20/25

Week Ending:	9/20/25	Last Week	1 Year Ago	2 Years Ago	3 Years Ago	3 Yr. Avg.
Auctions	157,400	205,000	180,600	196,800	165,500	180,967
Direct Sales	36,000	25,900	61,000	40,300	21,000	40,767
Video/Internet	47,400	38,500	38,900	49,300	50,400	46,200
Total	240,800	269,750	280,500	286,400	236,900	267,933
This Week +/-	-	-10.7%	-14.2%	-15.9%	1.6%	-10.1%



The **Feeder & Stocker Cattle Prices below** are statewide average prices compiled to show the overall price trend and do not represent prices for any specific market/region within a state.

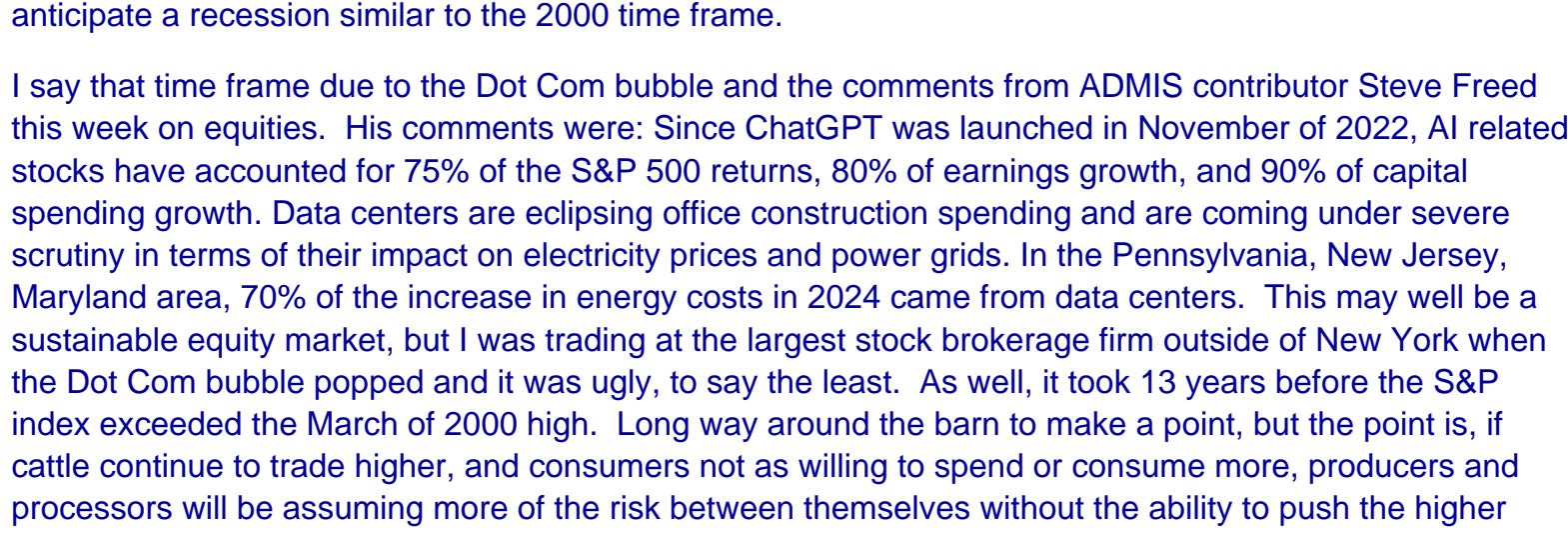
[^ Contents](#)

Feeder Steers:

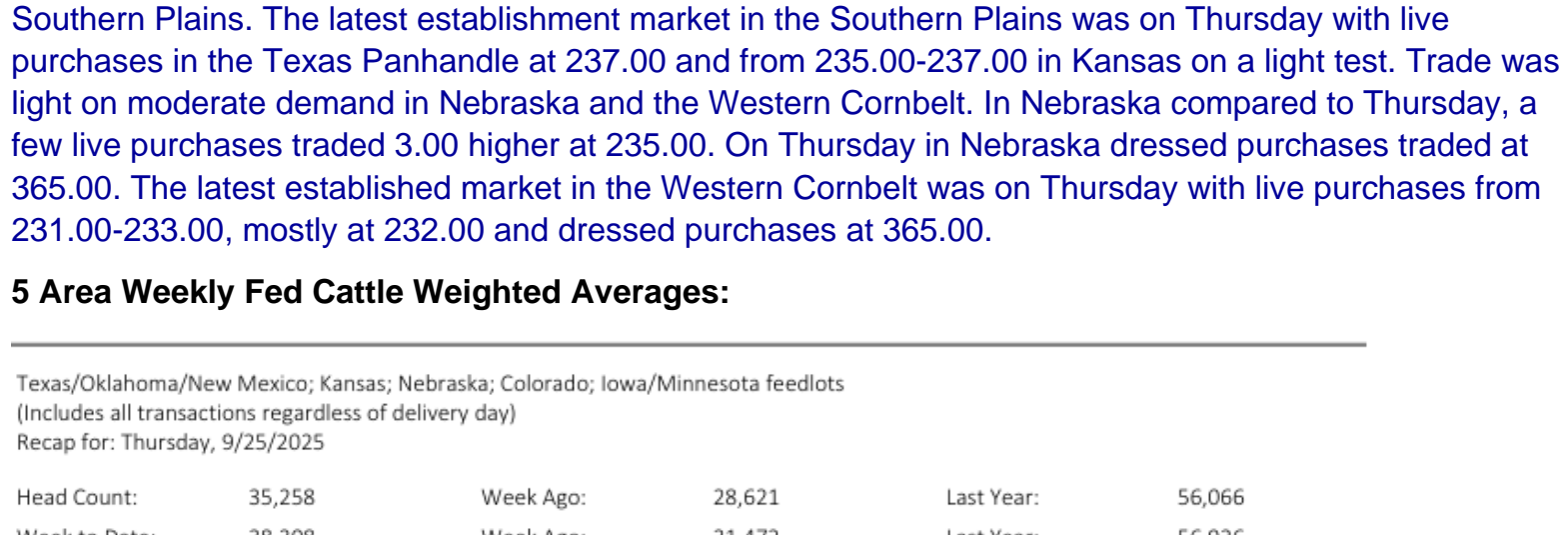
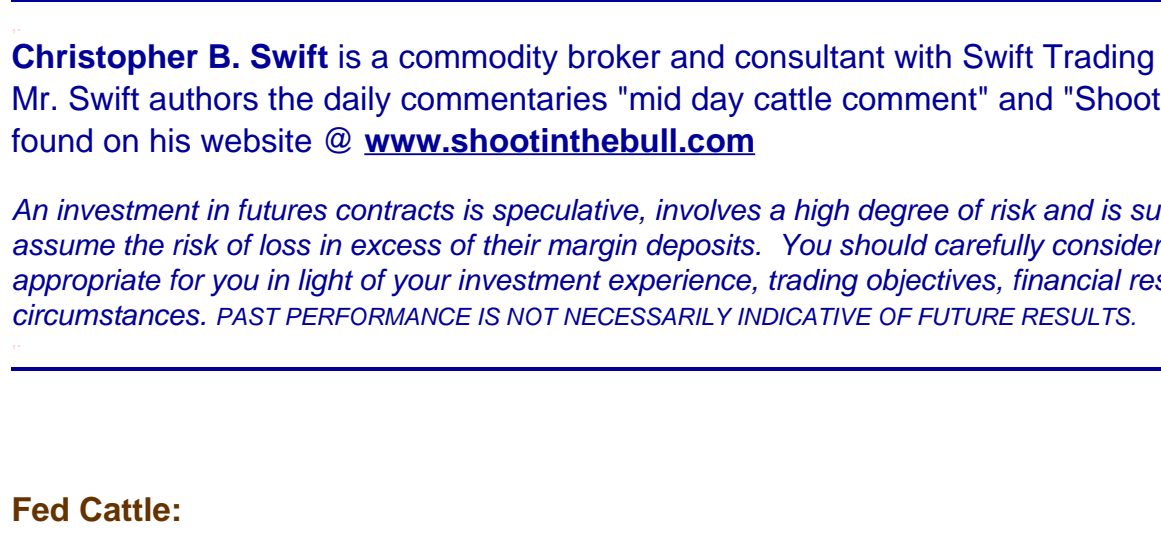
700 lb. - 800 lb. Steers	09/26/25	Last Week	1 Month Ago	1 Year Ago	5 Yr. Avg.
Dakotas	394.23	391.13	385.12	264.76	225.12
Iowa	376.80	375.82	377.79	256.15	218.49
Missouri	380.71	376.75	382.70	254.97	215.58
Montana	376.54	374.88	365.93	254.63	217.37
Nebraska	391.18	384.36	391.70	263.45	226.42
Wyoming	380.76	379.07	367.53	256.99	219.73
North Central Avg.	383.37	380.34	378.46	258.49	220.45
Arkansas	355.95	355.23	357.22	240.86	204.06
Colorado	368.06	370.54	371.96	246.00	214.44
Kansas	381.65	376.69	382.12	254.93	215.60
New Mexico	379.23	374.92	379.22	246.76	208.39
Oklahoma	384.86	379.89	382.88	252.43	214.21
Texas	378.10	377.52	374.12	248.92	210.15
South Central Avg.	341.88	372.47	374.59	248.32	211.14
Alabama	340.58	337.61	338.60	231.52	197.53
Florida	330.67	331.05	326.70	225.57	191.36
Georgia	338.10	334.12	336.15	230.66	196.89
Kentucky	350.94	349.56	348.97	239.40	202.95
Louisiana	337.61	337.06	335.67	230.53	196.90
Mississippi	338.22	337.62	336.29	230.94	197.30
Tennessee	350.67	350.07	346.69	237.77	201.94
Virginia	348.22	347.95	346.25	236.61	201.15
Southeast Avg.	341.88	340.63	339.42	232.88	198.25
Arizona	363.09	358.62	353.21	241.58	203.84
California	373.56	365.20	359.14	248.81	208.12
Idaho	377.44	368.77	355.33	251.38	209.59
Nevada	371.32	365.47	356.51	248.46	207.73
Oregon	376.59	368.39	356.94	250.41	208.89
Utah	369.58	364.91	355.96	248.17	207.80
Washington	377.45	368.28	357.71	250.81	209.27
Western Avg.	372.72	365.66	356.83	248.52	207.89
Overall Average	368.15	364.77	362.32	247.05	209.43
This Week +/-	-	0.7%	1.1%	49.0%	75.4%

Stocker Steers:

500 lb. - 600 lb. Steers	09/26/25	Last Week	1 Month Ago	1 Year Ago	5 Yr. Avg.
Dakotas	454.02	451.32	451.32	298.78	264.66
Iowa	448.05	452.97	449.02	291.76	258.43
Missouri	444.21	444.86	447.34	293.26	254.66
Montana	438.56	436.87	437.86	289.11	258.32
Nebraska	464.27	456.88	455.83	307.21	268.80
Wyoming	442.91	440.92	441.92	291.80	260.91
North Central Avg.	448.67	447.30	447.22	295.32	260.61
Arkansas	415.86	414.87	422.82	275.58	242.27
Colorado	435.49	437.97	442.44	289.77	257.43
Kansas	443.15	443.70	443.68	291.02	253.91
New Mexico	441.44	437.22	436.14	286.01	247.96
Oklahoma	453.29	452.33	449.51	290.55	253.53
Texas	438.65	436.51	431.47	280.58	247.64
South Central Avg.	437.98	437.10	437.68	285.83	250.46
Alabama	410.48	408.50	404.53	263.56	234.13
Florida	399.57	396.08	391.62	262.64	228.04
Georgia	398.88	396.50	398.49	261.18	232.87
Kentucky	390.67	393.64	399.60	273.29	233.77
Louisiana	396.52	395.57	395.59	269.48	231.39
Mississippi	399.15	397.49	399.49	264.90	232.41
Tennessee	391.33	394.32	399.39	279.95	232.70
Virginia	387.62	391.56	396.87	270.15	231.92
Southeast Avg.	396.78	396.71	397.95	266.27	232.15
Arizona	432.21	428.18	426.34	294.45	244.30
California	453.87	440.31	431.75	299.49	249.46
Idaho	448.23	437.87	426.81	296.87	249.39
Nevada	445.36	436.55	426.74	294.78	247.66
Oregon	446.05	438.11	426.08	295.72	248.28
Utah	444.23	435.21	426.08	294.33	247.27
Washington	448.76	438.36	425.84	296.19	248.70
Western Avg.	445.53	436.37	427.09	293.85	247.86
Overall Average	432.24	429.37	427.48	285.32	247.85
This Week +/-	-	0.7%	1.1%	51.5%	74.4%





Cattle Futures - September 26, 2025



Trade Date	Futures Volume	Trade Date	Futures Open Interest
09/19/2025	140,612	09/19/2025	858,287
09/22/2025	221,505	09/22/2025	863,297
09/23/2025	188,606	09/23/2025	847,902
09/24/2025	164,614	09/24/2025	838,964
09/25/2025	181,048	09/25/2025	834,325

Top Expirations Traded On: 09/25/2025			
Product Description	Month	Volume	OI
FDR CATTLE FUT	OCT25	11,929	15,300
FDR CATTLE FUT	NOV25	12,641	28,807
FDR CATTLE FUT	MAR26	2,586	9,518
FDR CATTLE FUT	JAN26	5,876	15,429
FDR CATTLE FUT	APR26	1,382	3,748
Total Live Cattle Futures		36,648	82,071

Daily Formula Base Volume				
Tue Sep 16	Wed Sep 17	Thu Sep 18	Fri Sep 19	Mon Sep 22
57,153	37,504	34,251	26,084	110,125

Purchasing Basis Volume	
<div>Weekly Purchasing Basis</div> 	<div>Previous Week</div> 

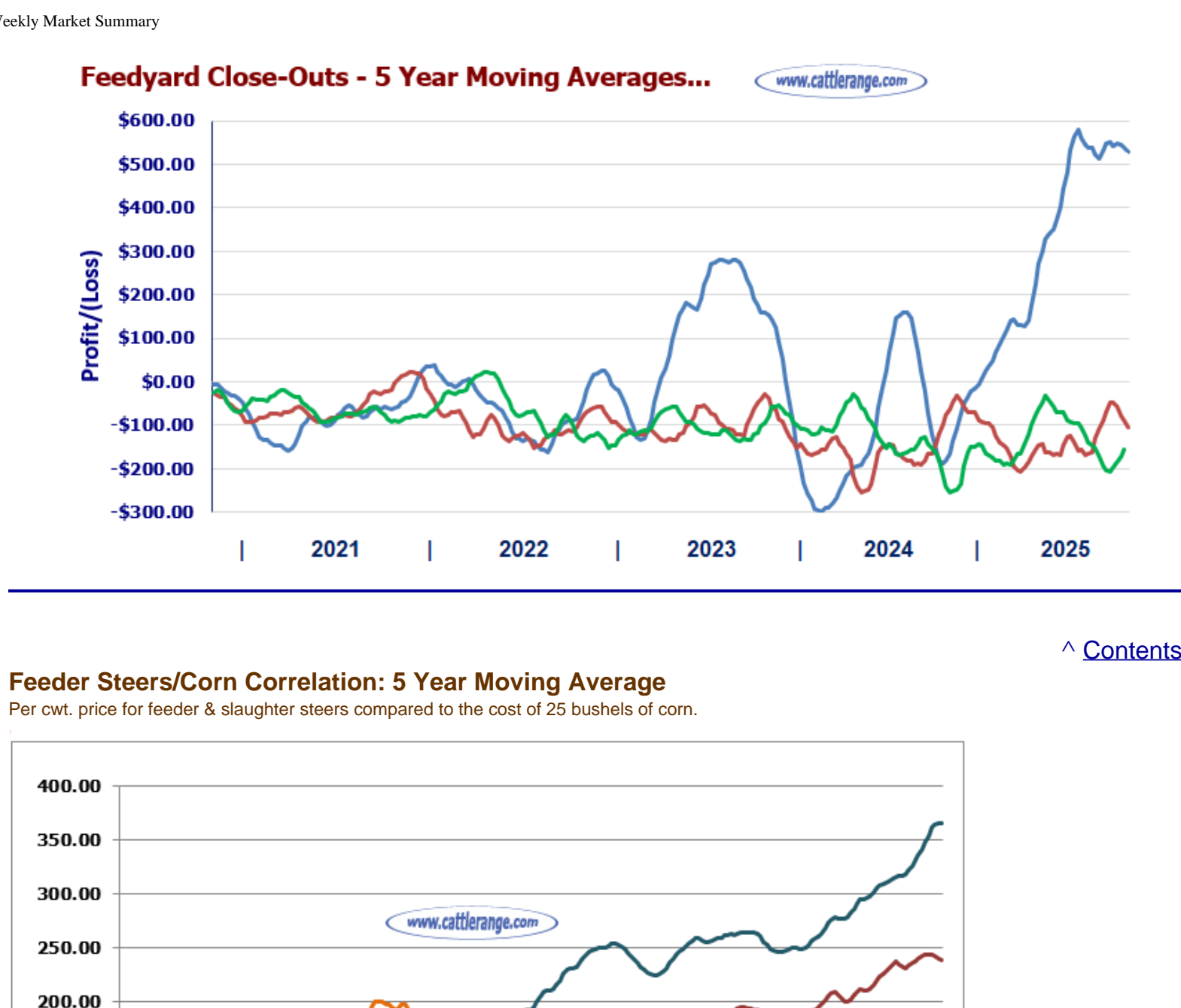
The figure consists of two charts. The left chart is a line graph showing 'Thousands' on the y-axis (0 to 150) against months from October 2025 to October 2026 on the x-axis. It tracks four metrics: Negotiated (blue line with dots), Formula Net (green line with dots), Forward Net (yellow line with dots), and Grid Net (purple line with dots). The Negotiated line shows significant volatility, peaking around 100 in late 2025 and late 2026. The other three lines are relatively flat, staying below 50. The right chart is a 3D pie chart showing the distribution of these metrics: Negotiated (66.97%), Formula Net (8.56%), Forward Net (15.39%), and Grid Net (9.08%).

Metric	Percentage
Negotiated	66.97%
Formula Net	8.56%
Forward Net	15.39%
Grid Net	9.08%

^ Contents

This weekly Forward Glossary

||
||
||



Feeder Steers/Corn Correlation: 5 Year Moving Average
Per cwt. price for feeder & slaughter steers compared to the cost of 25 bushels of corn.

Federally Inspected Slaughter Cattle by Class:
Released by USDA Market News Service for last week.

Federally Inspected Slaughter Head & Percentage by Class - U.S.		
Cattle	Head	% of Total
Steers	283,296	49.4%
Heifers	184,129	32.1%
Dairy Cows	53,946	9.4%
Other Cows	42,241	7.4%
Bulls	9,766	1.7%
Total	573,378	

Livestock Slaughter under Federal Inspection:

Livestock & Poultry Slaughter									
Current Day Slaughter									
	Fri Sep 26, 2025	Week Ago	Year Ago	Prev Week	Last Year	2025	2024	YTD	% Change
Calves	3,000	3,000	901	5,000	5,000	3,663	95,199	156,397	-39.1%
Cattle	88,000	87,000	115,794	554,000	547,000	606,969	21,649,776	23,310,608	-7.1%
Hogs	471,000	479,000	414,528	2,455,000	2,449,722	93,055,066	95,214,868	95,071,629	-2.1%
Sheep	5,000	5,000	3,506	35,000	34,000	37,387	1,422,800	1,405,548	0.9%
Chicken (Young)	32,867,000	32,177,000	30,713,000	175,024,000	174,747,000	170,524,000	7,023,532,000	6,987,370,000	0.5%

	Sat Sep 27, 2025	Week Ago	Year Ago	Prev Week	Last Year	2025	2024	YTD	% Change
Calves	0	0	1	5,000	5,000	3,664	95,199	156,398	-39.1%
Cattle	0	5,000	9,953	555,000	552,000	616,922	21,650,776	23,310,661	-7.1%
Hogs	132,000	140,000	145,399	2,537,000	2,556,000	93,397,066	95,214,868	95,071,629	-2.1%
Sheep	0	0	23	35,000	34,000	37,387	1,422,800	1,405,548	0.9%
Chicken (Young)	2,032,000	2,919,000	0	177,056,000	177,676,000	170,524,000	7,025,564,000	6,987,370,000	0.6%

Alberta Beef Producers... Calgary AB:
Alberta direct cattle sales this week have seen light trade develop with dressed sales ranging from \$520.00-\$525.00/cwt delivered, fully steady with the previous week. Cattle that traded were being scheduled for delivery throughout the month of November. Competition on the cash market was mixed, there have been talks of further slaughter reductions as packers are facing negative margins. There have been numerous reports that packers are behind schedule picking up both fed cattle and cows. In light of historically strong prices beef demand continues to be impressive. With that said, over the past few weeks there have been some larger burger chains in Canada once again promoting and relaunching their veggie burger.

Boxed Beef Cutouts:
USDA Estimated Boxed Beef Cut-out Values as of 2:30 PM on 9/26/25
Based on negotiated prices and volume of boxed beef cuts delivered within 0-21 days and on average industry cutting yields. Values reflect U.S. dollars per 100 pounds.

	Choice	Select
600-900	371.43	352.44
900-1000	(0.54)	(1.01)

Current Cutout Values: 18.99
Change from prior day: 95
Choice/Select spread: 18.99
Total Load Count (Cuts, Trimings, Grinds): 95

Composite Primal Values

Primal	Value
Primal Rib	628.30
Primal Chuck	307.27
Primal Round	314.35
Primal Loin	428.20
Primal Brisket	353.90
Primal Short Plate	424.15
Primal Flank	231.62
Primal Shank	298.38
Primal Tri-Tip	231.59
Primal Plate	196.19

Load Count And Cutout Value Summary For Prior 5 Days

Date	Choice	Select
09/25	371.97	353.45
09/24	377.39	356.42
09/23	380.80	359.90
09/22	381.39	362.09
09/19	382.05	359.92

Current 5 Day Simple Average: 378.72 358.36



USDA National Steer & Heifer Estimated Grading Report:
Released by USDA Market News Service for last week.

Beef Head Count Graded Year Over Year and Continuous Timeframe

USDA Agricultural Marketing Service Livestock and Poultry Programs Quality Assessment Division

Beef: Head Count Graded Prime, Choice, & Select

Regions: All States: All

Year: 2025 2024 2023 2022 2021 2020 2019 2018 2017 2016 2015 2014 2013 2012 2011 2010 2009 2008 2007 2006 2005 2004 2003 2002 2001 2000 1999 1998 1997 1996 1995 1994 1993 1992 1991 1990 1989 1988 1987 1986 1985 1984 1983 1982 1981 1980 1979 1978 1977 1976 1975 1974 1973 1972 1971 1970 1969 1968 1967 1966 1965 1964 1963 1962 1961 1960 1959 1958 1957 1956 1955 1954 1953 1952 1951 1950 1949 1948 1947 1946 1945 1944 1943 1942 1941 1940 1939 1938 1937 1936 1935 1934 1933 1932 1931 1930 1929 1928 1927 1926 1925 1924 1923 1922 1921 1920 1919 1918 1917 1916 1915 1914 1913 1912 1911 1910 1909 1908 1907 1906 1905 1904 1903 1902 1901 1900 1899 1898 1897 1896 1895 1894 1893 1892 1891 1890 1889 1888 1887 1886 1885 1884 1883 1882 1881 1880 1879 1878 1877 1876 1875 1874 1873 1872 1871 1870 1869 1868 1867 1866 1865 1864 1863 1862 1861 1860 1859 1858 1857 1856 1855 1854 1853 1852 1851 1850 1849 1848 1847 1846 1845 1844 1843 1842 1841 1840 1839 1838 1837 1836 1835 1834 1833 1832 1831 1830 1829 1828 1827 1826 1825 1824 1823 1822 1821 1820 1819 1818 1817 1816 1815 1814 1813 1812 1811 1810 1809 1808 1807 1806 1805 1804 1803 1802 1801 1800 1799 1798 1797 1796 1795 1794 1793 1792 1791 1790 1789 1788 1787 1786 1785 1784 1783 1782 1781 1780 1779 1778 1777 1776 1775 1774 1773 1772 1771 1770 1769 1768 1767 1766 1765 1764 1763 1762 1761 1760 1759 1758 1757 1756 1755 1754 1753 1752 1751 1750 1749 1748 1747 1746 1745 1744 1743 1742 1741 1740 1739 1738 1737 1736 1735 1734 1733 1732 1731 1730 1729 1728 1727 1726 1725 1724 1723 1722 1721 1720 1719 1718 1717 1716 1715 1714 1713 1712 1711 1710 1709 1708 1707 1706 1705 1704 1703 1702 1701 1700 1699 1698 1697 1696 1695 1694 1693 1692 1691 1690 1689 1688 1687 1686 1685 1684 1683 1682 1681 1680 1679 1678 1677 1676 1675 1674 1673 1672 1671 1670 1669 1668 1667 1666 1665 1664 1663 1662 1661 1660 1659 1658 1657 1656 1655 1654 1653 1652 1651 1650 1649 1648 1647 1646 1645 1644 1643 1642 1641 1640 1639 1638 1637 1636 1635 1634 1633 1632 1631 1630 1629 1628 1627 1626 1625 1624 1623 1622 1621 1620 1619 1618 1617 1616 1615 1614 1613 1612 1611 1610 1609 1608 1607 1606 1605 1604 1603 1602 1601 1600 1599 1598 1597 1596 1595 1594 1593 1592 1591 1590 1589 1588 1587 1586 1585 1584 1583 1582 1581 1580 1579 1578 1577 1576 1575 1574 1573 1572 1571 1570 1569 1568 1567 1566 1565 1564 1563 1562 1561 1560 1559 1558 1557 1556 1555 1554 1553 1552 1551 1550 1549 1548 1547 1546 1545 1544 1543 1542 1541 1540 1539 1538 1537 1536 1535 1534 1533 1532 1531 1530 1529 1528 1527 1526 1525 1524 1523 1522 1521 1520 1519 1518 1517 1516 1515 1514 1513 1512 1511 1510 1509 1508 1507 1506 1505 1504 1503 1502 1501 1500 1499 1498 1497 1496 1495 1494 1493 1492 1491 1490 1489 1488 1487 1486 1485 1484 1483 1482 1481 1480 1479 1478 1477 1476 1475 1474 1473 1472 1471 1470 1469 1468 1467 1466 1465 1464 1463 1462 1461 1460 1459 1458 1457 1456 1455 1454 1453 1452 1451 1450 1449 1448 1447 1446 1445 1444 1443 1442 1441 1440 1439 1438 1437 1436 1435 1434 1433 1432 1431 1430 1429 1428 1427 1426 1425 1424 1423 1422 1421 1420 1419 1418 1417 1416 1415 1414 1413 1412 1411 1410 1409 1408 1407 1406 1405 1404 1403 1402 1401 1400 1399 1398 1397 1396 1395 1394 1393 1392 1391 1390 1389 1388 1387 1386 1385 1384 1383 1382 1381 1380 1379 1378 1377 1376 1375 1374 1373 1372 1371 1370 1369 1368 1367 1366 1365 1364 1363 1362 1361 1360 1359 1358 1357 1356 1355 1354 1353 1352 1351 1350 1349 1348 1347 1346 1345 1344 1343 1342 1341 1340 1339 1338 1337 1336 1335 1334 1333 1332 1331 1330 1329 1328 1327 1326 1325 1324 1323 1322 1321 1320 1319 1318 1317 1316 1315 1314 1313 1312 1311 1310 1309 1308 1307 1306 1305 1304 1303 1302 1301 1300 1299 1298 1297 1296 1295 1294 1293 1292 1291 1290 1289 1288 1287 1286 1285 1284 1283 1282 1281 1280 1279 1278 1277 1276 1275 1274 1273 1272 1271 1270 1269 1268 1267 1266 1265 1264 1263 1262 1261 1260 1259 1258 1257 1256 1255 1254 1253 1252 1251 1250 1249 1248 1247 1246 1245 1244 1243 1242 1241 1240 1239 1238 1237 1236 1235 1234 1233 1232 1231 1230 1229 1228 1227 1226 1225 1224 1223 1222 1221 1220 1219 1218 1217 1216 1215 1214 1213 1212 1211 1210 1209 1208 1207 1206 1205 1204 1203 1202 1201 1200 1199 1198 1197 1196 1195 1194 1193 1192 1191 1190 1189 1188 1187 1186 1185 1184 1183 1182 1181 1180 1179 1178 1177 1176 1175 1174 1173 1172 1171 1170 1169 1168 1167 1166 1165 1164 1163 1162 1161 1160 1159 1158 1157 1156 1155 1154 1153 1152 1151 1150 1149 1148 1147 1146 1145 1144 1143 1142 1141 1140 1139 1138 1137 1136 1135 1134 1133 1132 1131 1130 1129 1128 1127 1126 1125 1124 1123 1122 1121 1120 1119 1118 1117 1116 1115 1114 1113 1112 1111 1110 1109 1108 1107 1106 1105 1104 1103 1102 1101 1100 1099 1098 1097 1096 1095 1094 1093 1092 1091 1090 1089 1088 1087 1086 1085 1084 1083 1082 1081 1080 1079 1078 1077 1076 1075 1074 1073 1072 1071 1070 1069 1068 1067 1066 1065 1064 1063 1062 1061 1060 1059 1058 1057 1056 1055 1054 1053 1052 1051 1050 1049 1048 1047 1046 1045 1044 1043 1042 1041 1040 1039 1038 1037 1036 1035 1034 1033 1032 1031 1030 1029 1028 1027 1026 1025 1024 1023 1022 1021 1020 1019 1018 1017 1016 1015 1014 1013 1012 1011 1010 1009 1008 1007 1006 1005 1004 1003 1002 1001 1000 999 998 997 996 995 994 993 992 991 990 989 988 987 986 985 984 983 982 981 980 979 978 977 976 975 974 973 972 971 970 969 968 967 966 965 964 963 962 961 960 959 958 957 956 955 954 953 952 951 950 949 948 947 946 945 944 943 942 941 940 939 938 937 936 935 934 933 932 931 930 929 928 927 926 925 924 923 922 921 920 919 918 917 916 915 914 913 912 911 910 909 908 907 906 905 904 903 902 901 900 899 898 897 896 895 894 893 892 891 890 889 888 887 886 885 884 883 882 881 880 879 878 877 876 875 874 873 872 871 870 869 868 867 866 865 864 863 862 861 860 859 858 857 856 855 854 853 852 851 850 849 848 847 846 845 844 843 842 841 840 839 838 837 836 835 834 833 832 831 830 829 828 827 826 825 824 823 822 821 820 819 818 817 816 815 814 813 812 811 810 809 808 807 806 805 804 803 802 801 800 799 798 797 796 795 794 793 792 791 790 789 788 787 786 785 784 783 782 781 780 779 778 777 776 775 774 773 772 771 770 769 768 767 766 765 764 763 762 761 760 759 758 757 756 755 754 753 752 751 750 749 748 747 746 745 744 743 742 741 740 739 738 737 736 735 734 733 732 731 730 729 728 727 726 725 724 723 722 721 720 719 718 717 716 715 714 713 712 711 710 709 708 707 706 705 704 703 702 701 700 699 698 697 696 695 694 693 692 691 690 689 688 687 686 685 684 683 682 681 680 679 678 677 676 675 674 673 672 671 670 669 668 667 666 665 664 663 662 661 660 659 658 657 656 655 654 653 652 651 650 649 648 647 646 645 644 643 642 641 640 639 638 637 636 635 634 633 632 631 630 629 628 627 626 625 624 623 622 621 620 619 618 617 616 615 614 613 612 611 610 609 608 607 606 605 604 603 602 601 600 599 598 597 596 595 594 593 592 591 590 589 588 587 586 585 584 583 582 581 580 579 578 577 576 575 574 573 572 571 570 569 568 567 566 565 564 563 562 561 560 559 558 557 556 555 554 553 552 551 550 549 548 547 546 545 544 543 542 541 540 539 538 537 536 535 534 533 532 531 530 529 528 527 526 525 524 523 522 521 520 519 518 517 516 515 514 513 512 511 510 509 508 507 506 505 504 503 502 501 500 499 498 497 496 495 494 493 492 491 490 489 488 487 486 485 484 483 482 481 480 479 478 477 476 475 474 473 472 471 470 469 468 467 466 465 464 463 462 461 460 459 458 457 456 455 454 453 452 451 450 449 448 447 446 445 444 443 442 441 440 439 438 437 436 435 434 433 432 431 430 429 428 427 426 425 424 423 422 421 420 419 418 417 416 415 414 413 412 411 410 409 408 407 406 405 404 403 402 401 400 399 398 397 396 395 394 393 392 391 390 389 388 387 386 385 384 383 382 381 380 379 378 377 376 375 374 373 372 371 370 369 368 367 366 365 364 363 362 361 360 359 358 357 356 355 354 353 352 351 350 349 348 347 346 345 344 343 342 341 340 339 338 337 336 335 334 333 332 331 330 329 328 327 326 325 324 323 322 321 320 319 318 317 316 315 314 313 312 311 310 309 308 307 306 305 304 303 302 301 300 299 298 297 296 295 294 293 292 291 290 289 288 287 286 285 284 283 282 281 280 279 278 277 276 275 274 273 272 271 270 269 268 267 266 265 264 263 262 261 260 259 258 257 256 255 254 253 252 251 250 249 248 247 246 245 244 243 242 241 240 239 238 237 236 235 234 233 232 231 230 229 228 227 226 225 224 223 222 221 220 219 218 217 216 215 214 213 212 211 210 209 208 207 206 205 204 203 202 201 200 199 198 197 196 195 194 193 192 191 190 189 188 187 186 185 184 183 182 181 180 179 178 177 176 175 174 173 172 171 170 169 168 167 166 165 164 163 162 161 160 159 158 157 156 155 154 153 152 151 150 149 148 147 146 145 144 143 142 141 140 139 138 137 136 135 134 133 132 131 130 129 128 127 126 125 124 123 122 121 120 119 118 117 116 115 114 113 112 111 110 109 108 107 106 105 104 103 102 101 100 99 98 97 96 95 94 93 92 91 90 89 88 87 86 85 84 83 82 81 80 79 78 77 76 75 74 73 72 71 70 69 68 67 66 65 64 63 62 61 60 59 58 57 56 55 54 53 52 51 50 49 48 47 46 45 44 43 42 41 40 39 38 37 36 35 34 33 32 31 30 29 28 27 2

Monday Auctions:

Sioux Falls Regional Livestock Report - Worthing SD

This Week: 1,319
Last Reported: 1,600
Last Year: 3,157
Compared to last week: Spring born steer and heifer calves sold with sharply higher undertones, yearling steers and heifers too narrowly compared for a good comparison as this week's yearlings were of different weights from last week. Very good demand for spring born calves.

Tri-State Livestock Auction Market - McCook NE

This Week: 2,256
Last Reported: 1,815
Last Year: 2,120
Annual BQJ Sale Compared to last week, steers 400 - 500 were 2.00 - 10.00 lower and 500 - 600 lbs was 2.00 - 10.00 higher. Heifers were 10.00 - 20.00 higher except 550 - 650 was 4.00 - 8.00 lower. Demand was good to moderate on a nice selection offered.

Oklahoma National Stockyards Feeder Cattle - Oklahoma City OK

This Week: 4,420
Last Reported: 6,044
Last Year: 6,409
Compared to last week: Feeder steers steady to 5.00 higher than last week's lighter test of steers. Feeder heifers 2.00-6.00 higher. Steer calves 10.00-20.00 higher, spots sharply higher. Heifer calves 15.00-25.00 higher. Demand extremely good for all classes.

Tulsa Livestock Auction - Tulsa, OK

This Week: 2,145
Last Reported: 2,402
Last Year: 2,437
Compared to last week: Steers over 500lbs 5.00-10.00 higher, under 500lbs 10.00-15.00 lower. Heifers steady to 4.00 lower. Quality very plain. Today buyers wanted bigger calves weaned or unweaned. Smaller cattle traded at a discount as October approaches. Slaughter cows steady to 2.00 lower. Slaughter bulls 3.00 lower.

Roswell Livestock Auction - Roswell NM

This Week: 1,249
Last Reported: 1,123
Last Year: 1,295
Compared to last weeks sale; Steer calves 400-450 lbs sold 15.00-18.00 higher and 450-600 lbs were steady-10.00 lower. Feeder steer yearlings 600-700 lbs sold 3.00-5.00 lower. Heifer calves 350-500 lbs sold steady-15.00 higher and 500-600 lbs were 2.00-12.00 lower. No comparable numbers on feeder heifer yearlings. Trade was moderate on similar numbers with good demand. Slaughter cows sold 2.00-3.00 higher and slaughter bulls were 1.00-3.00 lower.

Joplin Reg. Stockyards Feeder Cattle - Carthage MO

This Week: 3,206
Last Reported: 7,339
Last Year: 5,042
Compared to last week: Feeder steers sold mostly 5.00-20.00 higher. Heavy seven weight steers sold 25.00 higher with over 700 head in the offering. Feeder heifers sold steady to 10.00 higher. Supply was heavy with very good demand.

Callaway Livestock Center - Kingdom City MO

This Week: 2,082
Last Reported: 1,878
Last Year: 1,875
Compared to last week, steer and heifer calves under 600 lbs all sold with a firm to higher undertone throughout the sale. Feeder steers and heifers 600-700 lbs sold 3.00-5.00 lower. Heifer calves 350-500 lbs sold steady to 4.00 lower. Quality very plain. Today buyers wanted bigger calves weaned or unweaned. Smaller cattle traded at a discount as October approaches. Slaughter cows steady to 2.00 lower. Slaughter bulls 3.00 lower.

Mid-South Livestock - Unionville TN

This Week: 1,033
Last Reported: 906
Last Year: 987
Compared to last week, Feeder Steers 5.00-10.00 lower; Feeder Bulls 5.00-15.00 lower with instances of 20.00 higher; Feeder Heifers 3.00-12.00 lower; Slaughter Cows steady to 3.00 lower; Slaughter Bulls steady to 3.00 lower.

Saluda Livestock Exchange - Saluda, SC

This Week: 941
Last Reported: 901
Last Year: 627
No comparisons made this week due to limited comparable sales. Moderate offerings of plain to average quality cattle with active buyer participation.

United Producers Inc. - Harned KY

This Week: 760
Last Reported: 784
Last Year: 682
Compared to last week: Light weight feeders sold 3.00 to 6.00 lower. Feeder steers and feeder heifers 400 lbs and over sold unevenly steady. Demand for unweaned feeders suffered. Slaughter cows and slaughter bulls sold mostly steady.

Tuesday Auctions:

Miles City Livestock Commission Auction - Miles City, MT

This Week: 712
Last Reported: 1,153
Last Year: 1,620
Compared to last week: Yearling steers were too lightly tested develop an accurate market trend, however higher undertones were noticed. Yearling heifers all sold unevenly steady from 5.00 lower to 5.00 higher in a narrow comparison. Offerings were smaller this week making it difficult for some buyers to start loads. Many small packages of yearling heifers were seen this week.

Winter Livestock Auction - Riverton, WY

This Week: 581
Last Reported: 1,098
Last Year: 723
Compared to last Tuesday sale; light offering slaughter cows steady instance 3.00-6.00 higher, slaughter bulls instances 7.00-15.00 higher with cows return to feed mostly steady. Yearling steers steady with 685 lb steers instances 25.00 higher, heifers steady instances 700 lbs 11.00 higher with 850 lb 5.00-6.00 higher. Feeder calves unevenly steady with 500 lb steers instances 30.00 lower with 650 lb steers 25.00 higher. Demand moderate to good.

Winter Livestock - La Junta CO

This Week: 1,125
Last Reported: 1,444
Last Year: 3,269
Trade activity and demand was good. This is the first sale reported of the season so there is no trend available.

OKC West Livestock Auction - El Reno, OK

This Week: 1,900
Last Reported: 4,798
Last Year: 6,920
Compared to last week: Steers 5.00-15.00 higher. Heifers over 450lbs steady to 5.00 lower, under 450lbs 15.00-20.00 higher. Demand good. Quality average.

Lonestar Stockyards - Wildorado, TX

This Week: 738
Last Reported: 1,101
Last Year: 460
Compared to last week: Not enough comparable sales on steers or heifers for a market trend. Trading activity was active on good buyer demand amid tightening supplies. Slaughter cows and bulls too lightly tested for a market trend, but a lower undertone was noted.

Ozarks Regional Stockyards - West Plains MO

This Week: 1,905
Last Reported: 1,706
Last Year: 2,148
Compared to last week, feeder steers and heifers sold steady to 5.00 higher. Steer and heifer calves sold 4.00-8.00 higher with spots 12.00 higher. Peewee Calves sold 10.00-20.00 higher. Demand was good on a moderate supply.

Mid-State Stockyards LLP - Letohatchee, AL

This Week: 1,819
Last Reported: 1,792
Last Year: 1,650
Compared to one week ago: Slaughter cows and bulls sold steady to 2.00 lower. Replacement cows sold steady. Feeder cattle sold 5.00 to 10.00 higher.

Calhoun Stockyard - Calhoun, GA

This Week:
Last Reported:
Last Year:
Sale report unavailable.

Blue Grass Stockyards - Lexington, KY

This Week: 1,254
Last Reported: 1,154
Last Year: 1,672
Compared to last Tuesday the feeder market was mixed and spotty with an increased variability of quality throughout the sale. Feeder steers and heifers 650 lbs and under were steady to 6.00 lower or greater in spots with a good supply and moderate demand, while the yearling steers and heifers were 2.00 to 6.00 higher with a good supply and strong demand. Buyers were active today and willing to pay premiums for weaned packages and groups, while showing a very limited interest in the increased supply of bawling calves and plainer quality feeders that are hitting the market. Slaughter cows and bulls were steady to 2.00 higher with a good supply and good demand.

Producers Livestock Auction - Salina, UT

This Week: 1,688
Last Reported: 1,438
Last Year: 1,206
Compared to last week, feeder steers sold unevenly with feeder steers weighing under 500 lbs sold sharply lower, over 500lbs sold sharply higher. Feeder heifers sold unevenly steady on calves and yearlings. Slaughter cows sold mostly 1.00 to 3.00 higher, with slaughter bulls 1.00 to 2.00 higher. Trade was active with good demand and heavy supply.

Wednesday Auctions:

Hub City Livestock Auction - Aberdeen SD

This Week: 2,344
Last Reported: 3,500
Last Year: 3,406
Compared to last week: Steers 850 to 899 lbs mostly steady with an instance 8.00 higher, 950 to 899 lbs steady to 2.00 lower, 1000 to 1049 lbs sold 7.00 to 9.00 higher on a narrow comparison. Heifers 850 to 899 lbs steady. Good demand for yearlings this week. A wider range of quality offered today, from plain to attractive, with cattle both off grass and out of yards.

Bassett Livestock Auction - Bassett NE

This Week: 4,455
Last Reported: 3,565
Last Year: 0
Compared to last week, 800 to 900 lbs steers traded steady to 9.00 higher and 1000 to 1050 lbs steers traded steady to 6.00 higher. No comparable offerings for heifer a trend will not be given. Demand was very good with several buyers.

Huss Platte Valley Auction - Kearney NE

This Week: 2,796
Last Reported: 4,358
Last Year: 0
Compared to two weeks ago, steers 850-1000 lbs sold steady to 10.00 higher and heifers over 650 lbs sold unevenly steady on a limited number of comparable offerings. Demand was good from the buyers in the crowd with internet activity noticed.

OKC West - El Reno OK

This Week: 4,738
Last Reported: 4,798
Last Year: 6,820
Compared to last week: Feeder steers 10.00-15.00 higher. Feeder heifers 15.00-30.00 higher. Quality average. Steer calves 5.00-15.00 higher. Heifer calves over 450lbs steady to 5.00 lower, under 450lbs 15.00-20.00 higher. Demand good. Calf quality average.

Clovis Livestock Auction - Clovis, NM

This Week: 2,996
Last Reported: 2,762
Last Year: 1,547
Compared to last weeks sale; Steer calves 300-450 lbs sold 17.00-26.00 higher and 450-600 lbs were 20.00-30.00 higher. Feeder steers 600-650 lbs sold 3.00 lower while 650-800 lbs were 7.00-14.00 higher. Heifer calves 300-450 lbs sold 13.00-20.00 higher and 450-500 lbs were 5.00 lower while 500-600 lbs sold 16.00-20.00 higher. Heifer yearlings 600-700 lbs were 10.00-18.00 higher. Trade was very active with very good demand on larger numbers.

Winter Livestock Feeder Cattle Auction - Dodge City KS

This Week: 1,550
Last Reported: 3,339
Last Year: 4,882
Compared to last week, 800 weight steers sold 18.00 higher and heifers over 600 lbs sold steady to 6.00 higher. Steers under 600 lbs sold 7.00 to 9.00 higher. Heifers under 600 lbs sold 5.00 higher. Larger lots of vaccinated calves brought 20.00 to 30.00 higher. Boning utility sold steady to 7.00 higher while Lean Utility sold 8.00 lower. Moderate demand for moderate supply.

Bloomfield Livestock Market - Bloomfield, IA

This Week:
Last Reported:
Last Year:
Sale report unavailable.

Springfield Livestock Auction - Springfield MO

This Week: 516
Last Reported: 878
Last Year: 729
Compared to last week, the best test of 500lb to 650lb steers sold 9.00 to 18.00 higher, and heifers were mostly 6.00 to 10.00 higher. Demand was good on a light supply after some much needed rain in the area this week.

South Central Regional Stockyards - Vienna, MO

This Week: 1,332
Last Reported: 1,589
Last Year: 1,607
Compared to the sale two weeks ago, feeder steers under 550 lbs steady to 5.00 higher, over 550 lbs 5.00-20.00 higher with greatest advance near 600 lbs. Feeder heifers under 550 lbs 15.00-30.00 higher, over 550 lbs 5.00-10.00 higher. Slaughter cows 2.00-3.00 lower. Demand very good. Supply moderate.

Roanoke Stockyard - Roanoke AL

This Week: 1,533
Last Reported: 1,217
Last Year: 1,098
Compared to one week ago: Feeder steers sold sharply higher, feeder bulls sold 8.00 to 10.00 higher, feeder heifers sold 3.00 to 4.00 lower. Slaughter cows sold 4.00 to 6.00 higher, slaughter bulls sold 10.00 lower. Replacement cows and pairs sold mostly steady.

Blue Grass Stockyards - Albany KY

This Week: 579
Last Reported: 563
Last Year: 477
Compared to last week: Feeder steers under 500lbs sold mostly steady on a light test. Feeder steers over 500lbs sold 5.00 to 8.00 higher. Feeder heifers sold 4.00 to 6.00 higher with the exception of 400lbs to 475lbs steady. Flehsy, bawling calves facing discounts. Slaughter cows sold 3.00 to 5.00 higher. Slaughter bulls sold steady.

Thursday Auctions:

Billings Livestock Commission Cattle Auction - Billings, MT

This Week: 3,220
Last Reported: 576
Last Year: 2,961
Compared to last reported sale (9-11-25): All feeder cattle were too lightly tested last sale to develop any market trend. Yearlings and calves both sold on uneven demand for moderate offerings. Demand did improve as buyers started loads. Quality was mixed from plain to attractive with lots of variation noticed.

Mitchell Livestock Auction - Mitchell SD

This Week:
Last Reported:
Last Year:
No sale report this week.

Valentine Livestock Auction - Valentine NE

This Week:
Last Reported:
Last Year:
No sale report this week... Next Auction Date Oct 2nd.

Apache Livestock Auction - Apache, OK

This Week: 2,106
Last Reported: 1,855
Last Year: 2,987
Compared to last week: Feeder steers 10.00 to 15.00 higher. Feeder heifers 5.00 to 10.00 higher. Steer calves 5.00 to 10.00 higher. Heifer calves 10.00 to 20.00 higher. Quality average to attractive with very good demand on all classes. Slaughter cows steady to 4.00 higher. Slaughter bulls 1.00 higher.

Woodward Wtd Avg Cattle - Woodward OK

This Week: 1,977
Last Reported: 1,251
Last Year: 1,612
Compared to last week: Feeder steers and heifers mostly steady. Steer calves 5.00 to 10.00 lower. Heifer calves steady. Demand was moderate. Quality average.

Winter Livestock Auction - Pratt KS

This Week: 2,309
Last Reported: 1,303
Last Year: 2,865
Compared to last week, feeder steers 675 lb to 1,000 lb sold 5.00 to 12.00 higher, however thin fleshed and reputation steers sold up to 20.00 higher. Steers 300 lb to 675 lb sold unevenly steady, however thin fleshed and reputation steers sold up to 20.00 higher. Feeder heifers 525 lb to 950 lb sold 5.00 to 8.00 higher. No recent comparison on heifers 300 lb to 525 lb however a steady to higher trend was noted especially on fancy and thin fleshed heifers.

Farmers & Ranchers Livestock - Salina KS

This Week: 1,824
Last Reported: 1,600
Last Year: 2,659
Another tighter sale this week. Compared to last week, steers over 750 lbs sold mostly 10.00 lower. There were not enough steer calves for a good test. Heifers over 650 lbs sold 4.00 to 8.00 lower, while heifer calves 500 to 600 lbs sold mostly 15.00 higher. The receipts were light with good demand.

Cattlemen's Livestock Auction - Dalhart TX

This Week: 2,588
Last Reported: 2,497
Last Year: 1,741
Compared to last week: Comparable sales were too few to determine a trend, even with a good turn out of yearlings coming off grass. The undertone seemed mixed however, as prices seemed to track with market purchase. Supply included: 100% Feeder Cattle (33.8% Steers, 57.9% Heifers, 8.2% Beef/Dairy Steers). Feeder cattle supply over 600 lbs was 100%. Unless otherwise noted, Feeder cattle prices FOB based on net weights after a 2-3% shrink or equivalent, with a 8-12 cent slide > 600 lbs. Livestock reported this week originated from CO, KS, OK, TX, UT.

Tulia Livestock Auction - Tulia, TX

This Week: 794
Last Reported: 0
Last Year: 773
No tender available due to reporter's absence last week. Demand was moderate to good. Fall is in the air with cool mornings and Fall calves beginning to hit the market.

New Cambria Livestock Market - New Cambria, MO

This Week:
Last Reported:
Last Year:
No sale report this week.

Bluegrass Stockyards South - Stanford KY

This Week: 1,237
Last Reported: 1,085
Last Year: 1,977
Compared to last Thursday: Feeder and yearling steers steady. Feeder and yearling heifers steady except 300-400 lbs they were 3.00-5.00 higher. Good demand for feeder and yearling classes. Slaughter cows steady, Slaughter bulls 2.00-4.00 higher, Good demand for slaughter classes.

Paris Stockyards - Paris KY

This Week: 1,765
Last Reported: 2,122
Last Year: 2,059
Compared to last Thursday feeder steers and heifers sold mostly steady. There was good demand for feeder and yearling classes. Buyers still showing preference for long weaned and vaccinated calves. Flehsy, bawling, and unvaccinated calves facing discounts. Slaughter cows sold 4.00 after a 2-3% shrink or equivalent, with a 8-16 cent slide > 600 lbs. There was good demand for slaughter classes.

Toppenish Livestock Auction - Toppenish, WA

This Week: 1,872
Last Reported: 1,484
Last Year: 1,055
Compared to last Thursday, stocker and feeder cattle 1.00-8.00 higher. Slaughter cows steady to 3.00 lower. Slaughter bulls weak.

^ Contents

Direct Sales of Feeder & Stocker Cattle... Click Link to view entire report		
Colorado Direct Cattle Report		
This Week: 6,233		
Last Reported: 2,936		
Last Year: 4,834		
Compared to last week: No current FOB trades to compare to last week. Demand good. Supply included: 100% Feeder Cattle (55.7% Steers, 44.3% Heifers). Feeder cattle supply over 600 lbs was 94%. Unless otherwise noted, Feeder Cattle prices FOB based on net weights after a 2% shrink or equivalent, with a 8-12 cent slide > 600 lbs, and 15-20 cent slide < 600 lbs. Livestock reported this week originated from CO, GA, KY, NC, ND, OK, TX, UT.		
Easter Direct Cattle Report (IL/IN/MN/MO/KY)		
This Week: 2,390		
Last Reported: 840		
Last Year: 2,035		
Compared to last week: Feeder steers 2.00-8.00 higher in a light test. Medium and Large 1 Heifers not tested last week for a comparison. Demand good despite cattle futures trading in roller coaster fashion. Supply included: 100% Feeder Cattle (65.3% Steers, 57.9% Heifers, 8.2% Beef/Dairy Steers). Feeder cattle supply over 600 lbs was 100%. Unless otherwise noted, Feeder cattle prices FOB based on net weights after a 2-3% shrink or equivalent, with an 8-14 cent slide > 600 lbs. Livestock reported this week originated from KY.		
Kansas Direct Feeder Cattle Report		
This Week: 2,809		
Last Reported: 3,469		
Last Year: 6,661		
Compared to last week: : Not enough comparable sales on feeder steers or heifers for a market trend. Buyer demand remains good on tight cattle supplies. Supply included: 100% Feeder Cattle (41.3% Steers, 45.5% Heifers, 6.6% Beef/Dairy Steers, 1.7% Beef/Dairy Heifers). Feeder cattle supply over 600 lbs was 90%. Unless otherwise noted, Feeder Cattle prices FOB based on net weights after a 2-3% shrink or equivalent, with a 8-12 cent slide > 600 lbs. Livestock reported this week originated from CO, KS, OK, TX.		
Missouri Direct Cattle Report		
This Week: 128		
Last Reported: 58		
Last Year: 200		
Compared to last week: No recent test to compare trends this week. Demand moderate to good. Supply included: 100% Feeder Cattle (100% Steers). Feeder cattle supply over 600 lbs was 100%. Unless otherwise noted, Feeder Cattle prices FOB based on net weights after a 2-3% shrink or equivalent, with a 8-12 cent slide > 600 lbs. Livestock reported this week originated from MO.		
Montana Direct Cattle Report		
This Week:		
Last Reported:		
Last Year:		
Compared to last week: No trades this week for a trend.		
New Mexico Direct Cattle Report		
This Week:1,013		
Last Reported: 1,783		
Last Year: 3,066		
Compared to last week: Feeder steers and heifers traded mostly 2.00 lower. Buyer demand was good. Supply included: 100% Feeder Cattle (40.3% Steers, 40% Heifers, 9.9% Beef/Dairy Steers, 9.9% Beef/Dairy Heifers). Feeder cattle supply over 600 lbs was 63%. Unless otherwise noted, Feeder Cattle prices FOB based on net weights after a 2-3% shrink or equivalent, with up to a 15 cent slide >600 lbs and up to a 20 cent slide <600 lbs. Livestock reported this week originated from NM.		
Northwest Direct Cattle Report (WA/OR/ID/UT)		
This Week: 3,000		
Last Reported: 717		
Last Year: 518		
Compared to last week: Not enough comparable trades to establish a trend. Demand good. Supply included: 100% Feeder Cattle (59% Steers, 41% Heifers). Feeder cattle supply over 600 lbs was 100%. Unless otherwise noted, Feeder Cattle prices FOB based on net weights after a 2-3% shrink or equivalent, with a 10 cent slide > 600 lbs. Livestock reported this week originated from UT.		
Oklahoma Direct Cattle Report		
This Week: 2,628		
Last Reported: 3,879		
Last Year: 2,787		
Compared to last week: Current FOB feeder steers over 800lbs steady to 3.00 higher, under 800lbs 3.00-5.00 lower. Feeder heifers over 750lbs 5.00 lower, under 750lbs sharply higher. Demand was good. Supply included: 100% Feeder Cattle (65.3% Steers, 34.7% Heifers). Feeder cattle supply over 600 lbs was 97%. Unless otherwise noted, Feeder Cattle prices FOB based on net weights after a 2-3% shrink or equivalent, with a 8-16 cent slide > 600 lbs, and 20 cent slide < 600 lbs. Livestock reported this week originated from AR, OK, TX.		
Southeast Direct Cattle Report (AL/AR/FL/GA/LA/MS/TN)		
This Week:1,326		
Last Reported: 2,617		
Last Year: 1,431		
Compared to last week: Current FOB steers and heifers were 2.00 to 6.00 higher. Demand was good. Supply included: 100% Feeder Cattle (28.1% Steers, 67% Heifers, 4.9% Beef/Dairy Steers). Feeder cattle supply over 600 lbs was 85%. Unless otherwise noted, Feeder Cattle prices FOB based on net weights after a 2-3% shrink or equivalent, with up to a 15 cent slide >600 lbs and up to a 20 cent slide <600 lbs. Livestock reported this week originated from AR, GA, MS, TN.		
Southwest Direct Cattle Report (AZ/CA/NV)		
This Week: 1,400		
Last Reported: 2,545		
Last Year: 2,623		
Compared to last week, dairy steers sold 10.00-15.00 higher. Trade active, demand good. Supply included: 100% Feeder Cattle (100% Dairy Steers). Feeder cattle supply over 600 lbs was 0%. Unless otherwise noted, Feeder Cattle prices FOB based on net weights after a 2-3% shrink or equivalent, with a 5-10 cent slide on calves, 3-6 cent slide on yearlings. Delivered prices included freight, commissions, and other expenses. Livestock reported this week originated from CA, CO, TX.		
Texas Direct Cattle Report		
This Week: 14,514		
Last Reported: 16,962		
Last Year: 15,982		
Compared to last week: Current FOB steers and heifers were 1.00 to 9.00 higher. Demand was good as feedlots are trying to fill pens on a tight supply. Supply included: 100% Feeder Cattle (46.2% Steers, 45.5% Heifers, 5.6% Beef/Dairy Steers, 1.7% Beef/Dairy Heifers). Feeder cattle supply over 600 lbs was 89%. Unless otherwise noted, Feeder Cattle prices FOB based on net weights after a 2-3% shrink or equivalent, with up to a 15 cent slide >600 lbs and up to a 20 cent slide <600 lbs. Livestock reported this week originated from AR, KS, KY, MO, MS, NM, OK, TN, TX.		
Wyoming-Nebraska Direct Cattle Report		
This Week: 120		
Last Reported: 180		
Last Year: 740		
No recent FOB trades for a market comparison. Demand is good with several feedlots looking for cattle to purchase. Supply included: 100% Feeder Cattle (100% Steers). Feeder cattle supply over 600 lbs was 100%. Unless otherwise noted, Feeder Cattle prices FOB based on net weights after a 3% shrink or equivalent, with a 10 cent slide > 600 lbs. Livestock reported this week originated from CA.		

^ Contents

USDA Weekly Hay Reports: "Click" on links for detailed report

^ Contents

Alabama	Missouri	Oregon
California	Montana	South Dakota
Colorado	Nebraska	Texas
Idaho	New Mexico	WA/OR Columbia Basin
Iowa	Oklahoma	Wyoming
Kansas		

^ Contents

Although all information is from sources believed to be accurate & timely, The Cattle Range expressly disclaims all warranties, expressed or implied, as to the accuracy of any of the contents provided and shall not be liable for decisions or actions taken based on the data/information/opinions contained within.