The Cattle Range

www.cattlerange.com

Weekly Market Summary

For the week ending April 3, 2026

Compared to last week: all classes of cattle and cattle futures were higher.
The spread between cattle and corn widened.

Cattle/Beef Market Strength Indexes

30 Day Index Trailing	30 Day Index Trailing

Change from Previous Week: +4.40%
Change from 52 Week Ago: +18.70%

Cattle futures made steady gains over the past 4-5 weeks but were a bit volatile over the past week.
Live Cattle hitting new 52-week highs and Feeder Cattle hitting new highs for the previous trading day.

Click here to subscribe to the **FREE** 10 Minutes Market Analysis Video Newsletter.

Fed Cattle: Trade is both the Southern and Northern Plains were 10-20 higher at UNCH to the 3 lower. Dressed sales were 5-10 higher. Cutout values were mixed to 2 higher with boxed beef cutting allocations 2 higher. Cutter cow carcass values were 3 higher. Estimated slaughter was 2% lower at 119,000 head. 5 Area Weekly Direct Slaughter Cattle: Steers: 1,000-1,400 lbs: 1,000 head. Average price: 208.00 (1.15 lower than last week). Heifers: 1,000-1,400 lbs: 1,000 head. Average price: 208.00 (1.15 lower than last week). Cows: All weights: 1,000 head. Average price: 215.00 (1.15 lower than last week). Bulls: All weights: 1,000 head. Average price: 350.00 (1.15 lower than last week).

Feeder Steers: The national average price for feeder steers was 350.17, 2.73 higher with trade mostly 0.50 lower to 1.50 higher.
Feeder Heifers: Average price: 350.51, 1.79 lower. Range: 372.21-11.19 lower, 329.17-0.79 higher.
Feeder Cattle: Average price: 352.17, 0.94 lower. Range: 377.37-2.34 higher, 327.37-2.34 higher.
Feeder Cattle Futures: Up 1.50 to 2.50 on the nearby contracts.

Boxed Beef Cutout: Choice Cutout: 371.12, 1.12 higher. Select Cutout: 358.11, 0.89 higher. Spread: 13.01, 0.23 narrower.
Pork: Lean Hog Futures: Up 0.75 to 1.00 on the nearby contracts. Lean Hog Index: 108.24.
Corn: Corn Futures: Up 5 to 6 on the nearby contracts.

Slaughter Cows: Trade mostly steady to 2 higher.

Trade wet meat production was down from last week and down from the year-ago reporting period. April 4th was a holiday. Cattle slaughter was down 2.0% from last week and down 1.0% from the year-ago period. Cattle slaughter was 2 weeks ago and is 2 percent lower than a year ago. Cumulative meat production for the year to date was down 1.0% from the same period last year.

Cattle futures closed at 4:00CST, 0.0875 higher.

Contents

- Weekly Market Overview
- Monthly & Weekly Cattle Weekly Receipts
- Feeder & Stocker Steers Prices
- Feeder & Stocker Steers Weekly Sales Details
- Negotiated Auction Reports
- Gross Sales of Feeder & Stocker Cattle by State
- Cattle Futures Long Term Weekly Charts
- Nebraska Feeder Cattle Weekly Import Summary
- Chart of the Week
- Photo of the Week
- Discount Hot Bull Weekly Analysis
- Fed Cattle
- Fed Cattle Commentary, Profit/Loss
- Feeder Steers/Corn Contracts
- Slaughter Cattle by Class
- Canadian Fed Cattle
- Boxed Beef Cutouts
- USDA National Retail Report
- U.S. Weekly Meat Production Under Federal Inspection
- Weekly Cattle Slaughter Estimates
- Weekly Cattle Slaughter
- Weekly Beef Production
- Grid Values of Feeder & Stocker Cattle
- Weekly Hay Reports

Links to the articles below can be found between we found them or at of interest but their content does not necessarily reflect the views of The Cattle Range.

- Cattle Market Strength Indexes
- EU Wages Ventilator Overloads Cattle Feeding
- USDA Completes Phased Redesign of Plum Island Site for American Cattle
- Meat Jerky Recall Fears... Here Jerky Exceeded Expectations
- USDA & ECA Announce Partnership to Increase American Ranches
- US Farmers expect to Plant corn Corn in 2026
- A cattle trader Brett Kavanaugh

Contents

Monthly Cattle Receipts

	2025/26	Last Week	1 Month Ago	Year Ago	5 Yr. Avg.
5 Area Feeder Steers	1,000	1,000	1,000	1,000	1,000
Live Cattle Futures	2025/26	Last Week	1 Month Ago	Year Ago	5 Yr. Avg.
April	236.75	236.75	236.75	236.75	236.75
June	239.75	239.75	239.75	239.75	239.75
August	241.75	241.75	241.75	241.75	241.75
Feeder Futures	2025/26	Last Week	1 Month Ago	Year Ago	5 Yr. Avg.
April	352.17	352.17	352.17	352.17	352.17
May	352.17	352.17	352.17	352.17	352.17
August	349.35	347.85	346.35	346.35	346.35
Corn Futures	2025/26	Last Week	1 Month Ago	Year Ago	5 Yr. Avg.
May	4.46	4.40	4.32	4.21	4.21
July	4.54	4.48	4.40	4.29	4.29
Sept	4.61	4.55	4.47	4.36	4.36
Boxed Beef Cutout	2025/26	Last Week	1 Month Ago	Year Ago	5 Yr. Avg.
Choice	371.12	370.00	366.79	317.42	317.42
Select	358.11	357.22	354.01	311.31	311.31
Spread	13.01	12.78	12.77	6.11	6.11
Fed Cattle Cut-Out	2025/26	Last Week	1 Month Ago	Year Ago	5 Yr. Avg.
Grade All Equivalent	371.12	370.00	366.79	317.42	317.42
Cattle Slaughter	2025/26	Last Week	1 Month Ago	Year Ago	5 Yr. Avg.
Steers	67.000	67.000	67.000	67.000	67.000
Heifers	52.000	52.000	52.000	52.000	52.000
Cows	5.000	5.000	5.000	5.000	5.000
Bulls	1.000	1.000	1.000	1.000	1.000
Grade Hot Bulls	2025/26	Last Week	1 Month Ago	Year Ago	5 Yr. Avg.
Hot Bulls	350.00	350.00	350.00	350.00	350.00
Corn Futures	2025/26	Last Week	1 Month Ago	Year Ago	5 Yr. Avg.
Plus 1cn 5 Futures	4.5625	4.5000	4.4375	4.3125	4.3125
Plus 2cn 5 Futures	4.7625	4.7000	4.6375	4.5125	4.5125
Cattle Futures	2025/26	Last Week	1 Month Ago	Year Ago	5 Yr. Avg.
Live Cattle Futures	236.75	236.75	236.75	236.75	236.75
Feeder Cattle Futures	352.17	352.17	352.17	352.17	352.17

Contents



Monthly Feeder & Stocker Cattle Weekly Receipts

Cattle receipts for 5 Area Weekly Direct Slaughter Cattle

	Steers 550-700	Steers 700-900	Steers 900-1100	Heifers 550-700	Heifers 700-900	Heifers 900-1100
Last Week	1,000	1,000	1,000	1,000	1,000	1,000
1 Month Ago	1,000	1,000	1,000	1,000	1,000	1,000
Year Ago	1,000	1,000	1,000	1,000	1,000	1,000
5 Year Avg.	1,000	1,000	1,000	1,000	1,000	1,000

Contents

Weekly Feeder & Stocker Cattle Weekly Receipts

Cattle receipts for 5 Area Weekly Direct Slaughter Cattle

	Steers 550-700	Steers 700-900	Steers 900-1100	Heifers 550-700	Heifers 700-900	Heifers 900-1100
Last Week	1,000	1,000	1,000	1,000	1,000	1,000
1 Month Ago	1,000	1,000	1,000	1,000	1,000	1,000
Year Ago	1,000	1,000	1,000	1,000	1,000	1,000
5 Year Avg.	1,000	1,000	1,000	1,000	1,000	1,000

Contents

Weekly Feeder & Stocker Cattle Weekly Sales Details

Sale details for 5 Area Weekly Direct Slaughter Cattle

Steers 550-700	Last Week	1 Month Ago	Year Ago	5 Yr. Avg.
Average Price	208.00	209.15	229.00	229.00
Total Sales	1,000	1,000	1,000	1,000
Steers 700-900	Last Week	1 Month Ago	Year Ago	5 Yr. Avg.
Average Price	208.00	209.15	229.00	229.00
Total Sales	1,000	1,000	1,000	1,000
Steers 900-1100	Last Week	1 Month Ago	Year Ago	5 Yr. Avg.
Average Price	208.00	209.15	229.00	229.00
Total Sales	1,000	1,000	1,000	1,000
Heifers 550-700	Last Week	1 Month Ago	Year Ago	5 Yr. Avg.
Average Price	208.00	209.15	229.00	229.00
Total Sales	1,000	1,000	1,000	1,000
Heifers 700-900	Last Week	1 Month Ago	Year Ago	5 Yr. Avg.
Average Price	208.00	209.15	229.00	229.00
Total Sales	1,000	1,000	1,000	1,000
Heifers 900-1100	Last Week	1 Month Ago	Year Ago	5 Yr. Avg.
Average Price	208.00	209.15	229.00	229.00
Total Sales	1,000	1,000	1,000	1,000

Contents

Negotiated Auction Reports

Cattle receipts for 5 Area Weekly Direct Slaughter Cattle

	Steers 550-700	Steers 700-900	Steers 900-1100	Heifers 550-700	Heifers 700-900	Heifers 900-1100
Last Week	1,000	1,000	1,000	1,000	1,000	1,000
1 Month Ago	1,000	1,000	1,000	1,000	1,000	1,000
Year Ago	1,000	1,000	1,000	1,000	1,000	1,000
5 Year Avg.	1,000	1,000	1,000	1,000	1,000	1,000

Contents

Gross Sales of Feeder & Stocker Cattle by State

	Last Week	1 Month Ago	Year Ago	5 Yr. Avg.
Total Sales	5,000	5,000	5,000	5,000
Total Head	1,000	1,000	1,000	1,000
Average Per Head	208.00	209.15	229.00	229.00
Percent Of Last Week	100.0%	100.0%	100.0%	100.0%
Percent Of 1 Month Ago	100.0%	100.0%	100.0%	100.0%
Percent Of Year Ago	100.0%	100.0%	100.0%	100.0%
Percent Of 5 Year Avg.	100.0%	100.0%	100.0%	100.0%

Contents

Cattle Futures Long Term Weekly Charts

Contents

Nebraska Feeder Cattle Weekly Import Summary

Due to the New Moon holiday weekend, the border is closed for livestock imports until further notice.

- The paperwork will continue on a month by month basis.

Contents

Chart of the Week

Contents

Photo of the Week

St. Aimpes 1st Calf Heifers, Nettleton TX

Contents

Discount Hot Bull Weekly Analysis

Unavailable this week.

Christopher G. Swift is a community farmer and consultant with Swift Trading Company in Nashville, TN. He can be reached at christopherg@cattlerange.com. Chris's focus is on the U.S. beef complex.

Disclaimer: Hot Bull Analysis is a weekly report that attempts to identify cattle that are being marketed at prices across the rail of any or choice of their larger deciles. Hot Bull analysis consider whether factors relating to carcass weight, quality, or yield may have contributed to the price premium. Hot Bull analysis does not take into account any information or market dynamics. Hot Bull analysis is for educational purposes only.

Fed Cattle

Cattle in the Southern and Northern Plains were 10-20 higher at UNCH to the 3 lower. Dressed sales were 5-10 higher. Cutout values were mixed to 2 higher with boxed beef cutting allocations 2 higher. Cutter cow carcass values were 3 higher. Estimated slaughter was 2% lower at 119,000 head. 5 Area Weekly Direct Slaughter Cattle: Steers: 1,000-1,400 lbs: 1,000 head. Average price: 208.00 (1.15 lower than last week). Heifers: 1,000-1,400 lbs: 1,000 head. Average price: 208.00 (1.15 lower than last week). Cows: All weights: 1,000 head. Average price: 215.00 (1.15 lower than last week). Bulls: All weights: 1,000 head. Average price: 350.00 (1.15 lower than last week).

Contents

Fed Cattle Commentary, Profit/Loss

Trade wet meat production was down from last week and down from the year-ago reporting period. April 4th was a holiday. Cattle slaughter was down 2.0% from last week and down 1.0% from the year-ago period. Cattle slaughter was 2 weeks ago and is 2 percent lower than a year ago. Cumulative meat production for the year to date was down 1.0% from the same period last year.

Cattle futures closed at 4:00CST, 0.0875 higher.

Contents

Feeder Steers/Corn Contracts

The national average price for feeder steers was 350.17, 2.73 higher with trade mostly 0.50 lower to 1.50 higher.

Feeder Heifers: Average price: 350.51, 1.79 lower. Range: 372.21-11.19 lower, 329.17-0.79 higher.

Feeder Cattle: Average price: 352.17, 0.94 lower. Range: 377.37-2.34 higher, 327.37-2.34 higher.

Feeder Cattle Futures: Up 1.50 to 2.50 on the nearby contracts.

Corn Futures: Up 5 to 6 on the nearby contracts.

Contents

Slaughter Cattle by Class

Slaughter Cows: Trade mostly steady to 2 higher.

Contents

Canadian Fed Cattle

Canadian Fed Cattle closed at 4:00CST, 0.0875 higher.

Contents

Boxed Beef Cutouts

Boxed Beef Cutout: Choice Cutout: 371.12, 1.12 higher. Select Cutout: 358.11, 0.89 higher. Spread: 13.01, 0.23 narrower.

Contents

USDA National Retail Report

Pork: Lean Hog Futures: Up 0.75 to 1.00 on the nearby contracts. Lean Hog Index: 108.24.

Contents

U.S. Weekly Meat Production Under Federal Inspection

	2025/26	Last Week	1 Month Ago	Year Ago	5 Yr. Avg.
Beef Production	2025/26	Last Week	1 Month Ago	Year Ago	5 Yr. Avg.
Total Beef	2,000	2,000	2,000	2,000	2,000
Fed Cattle	2,000	2,000	2,000	2,000	2,000
Other Beef	2,000	2,000	2,000	2,000	2,000
Pork Production	2025/26	Last Week	1 Month Ago	Year Ago	5 Yr. Avg.
Total Pork	2,000	2,000	2,000	2,000	2,000
Lean Hog Index	108.24	108.24	108.24	108.24	108.24

Contents

Weekly Cattle Slaughter Estimates

	2025/26	Last Week	1 Month Ago	Year Ago	5 Yr. Avg.
Steers	2,000	2,000	2,000	2,000	2,000
Heifers	2,000	2,000	2,000	2,000	2,000
Cows	2,000	2,000	2,000	2,000	2,000
Bulls	2,000	2,000	2,000	2,000	2,000

Contents

Weekly Cattle Slaughter

	2025/26	Last Week	1 Month Ago	Year Ago	5 Yr. Avg.
Total Cattle	2,000	2,000	2,000	2,000	2,000
Cattle Under Federal Inspection	2,000	2,000	2,000	2,000	2,000
Cattle Not Under Federal Inspection	2,000	2,000	2,000	2,000	2,000

Contents

Weekly Beef Production

	2025/26	Last Week	1 Month Ago	Year Ago	5 Yr. Avg.
Total Beef	2,000	2,000	2,000	2,000	2,000
Fed Cattle	2,000	2,000	2,000	2,000	2,000
Other Beef	2,000	2,000	2,000	2,000	2,000

Contents

Grid Values of Feeder & Stocker Cattle

	Last Week	1 Month Ago	Year Ago	5 Yr. Avg.
Average Price	208.00	209.15	229.00	229.00
Total Sales	1,000	1,000	1,000	1,000

Contents

Weekly Hay Reports

Alfalfa Hay Cubes - Supply was light under demand which pushed prices up 30-40.00/ton delivered, steady with prices were steady in the week and 30.00/ton higher than last week. Cubes that market around the 200.00/ton level are now being offered at 230.00/ton. Supply of alfalfa hay cubes is very tight and demand is very good for this product. Supply is very tight on cubes and. Or have very decent to Canadian product available. Demand is very good for this product.

Contribution Prices represented in Canadian Dollars

Contents

Boxed Beef Cutouts

Choice Boxed Beef Cutout

Boxed Beef Cutout Values Over the Last Seven (7) Days

	Last Week	1 Month Ago	Year Ago	5 Yr. Avg.
Choice Boxed Beef	371.12	366.79	317.42	317.42
Select Boxed Beef	358.11	354.01	311.31	311.31
Spread	13.01	12.77	6.11	6.11

Contents

Fed Cattle Cut-Out

	Last Week	1 Month Ago	Year Ago	5 Yr. Avg.
Grade All Equivalent	371.12	366.79	317.42	317.42

Contents

Cattle Slaughter

	Last Week	1 Month Ago	Year Ago	5 Yr. Avg.
Steers	67.000	67.000	67.000	67.000
Heifers	52.000	52.000	52.000	52.000
Cows	5.000	5.000	5.000	5.000
Bulls	1.000	1.000	1.000	1.000

Contents

Grade Hot Bulls

	Last Week	1 Month Ago	Year Ago	5 Yr. Avg.
Hot Bulls	350.00	350.00	350.00	350.00

Contents

Corn Futures

	Last Week	1 Month Ago	Year Ago	5 Yr. Avg.
Plus 1cn 5 Futures	4.5625	4.4375	4.3125	4.3125
Plus 2cn 5 Futures	4.7625	4.6375	4.5125	4.5125

Contents

Cattle Futures

	Last Week	1 Month Ago	Year Ago	5 Yr. Avg.
Live Cattle Futures	236.75	236.75	236.75	236.75
Feeder Cattle Futures	352.17	352.17	352.17	352.17

Contents

Feeder Steers/Corn Correlation: 5 Year Moving Average

Federally Inspected Slaughter Cattle by Class

Data Source: USDA Economic Research Service

Class	Last Week	1 Month Ago	Year Ago	5 Yr. Avg.
Steers	67.000	67.000	67.000	67.000
Heifers	52.000	52.000	52.000	52.000
Cows	5.000	5.000	5.000	5.000
Bulls	1.000	1.000	1.000	1.000

Contents

Livestock Slaughter under Federal Inspection

Class	Last Week	1 Month Ago	Year Ago	5 Yr. Avg.
Steers	67.000	67.000	67.000	67.000
Heifers	52.000	52.000	52.000	52.000
Cows	5.000	5.000	5.000	5.000
Bulls	1.000	1.000	1.000	1.000

Contents

Weekly Cattle Slaughter

	Last Week	1 Month Ago	Year Ago	5 Yr. Avg.
Total Cattle	2,000	2,000	2,000	2,000
Cattle Under Federal Inspection	2,000	2,000	2,000	2,000
Cattle Not Under Federal Inspection	2,000	2,000	2,000	2,000

Contents

Weekly Beef Production

	Last Week	1 Month Ago	Year Ago	5 Yr. Avg.
Total Beef	2,000	2,000	2,000	2,000
Fed Cattle	2,000	2,000	2,000	2,000
Other Beef	2,000	2,000	2,000	2,000

Contents

Grid Values of Feeder & Stocker Cattle

	Last Week	1 Month Ago	Year Ago	5 Yr. Avg.
Average Price	208.00	209.15	229.00	229.00
Total Sales	1,000	1,000	1,000	1,000

Contents

Weekly Hay Reports

Alfalfa Hay Cubes - Supply was light under demand which pushed prices up 30-40.00/ton delivered, steady with prices were steady in the week and 30.00/ton higher than last week. Cubes that market around the 200.00/ton level are now being offered at 230.00/ton. Supply of alfalfa hay cubes is very tight and demand is very good for this product. Supply is very tight on cubes and. Or have very decent to Canadian product available. Demand is very good for this product.

Contribution Prices represented in Canadian Dollars

Contents

Boxed Beef Cutouts

Choice Boxed Beef Cutout

Boxed Beef Cutout Values Over the Last Seven (7) Days

	Last Week	1 Month Ago	Year Ago	5 Yr. Avg.
Choice Boxed Beef	371.12	366.79	317.42	317.42
Select Boxed Beef	358.11	354.01	311.31	311.31
Spread	13.01	12.77	6.11	6.11

Contents

Fed Cattle Cut-Out

	Last Week	1 Month Ago	Year Ago	5 Yr. Avg.
Grade All Equivalent	371.12	366.79	317.42	317.42

Contents

Cattle Slaughter

	Last Week	1 Month Ago	Year Ago	5 Yr. Avg.
Steers	67.000	67.000	67.000	67.000
Heifers	52.000	52.000	52.000	52.000
Cows	5.000	5.000	5.000	5.000
Bulls	1.000	1.000	1.000	1.000

Contents

Grade Hot Bulls

	Last Week	1 Month Ago	Year Ago	5 Yr. Avg.
Hot Bulls	350.00	350.00	350.00	350.00

Contents

Corn Futures

	Last Week	1 Month Ago	Year Ago	5 Yr. Avg.
Plus 1cn 5 Futures	4.5625	4.4375	4.3125	4.3125
Plus 2cn 5 Futures	4.7625	4.6375	4.5125	4.5125

Contents

Cattle Futures

	Last Week	1 Month Ago	Year Ago	5 Yr. Avg.
Live Cattle Futures	236.75	236.75	236.75	236.75
Feeder Cattle Futures	352.17	352.17	352.17	352.17

Contents

Feeder Steers/Corn Correlation: 5 Year Moving Average

Cattle Feeder Steer Fed Steer

Cattle Feeder Heifer Fed Heifer

Cattle Cow Bone Boxed Beef Cutout

Cattle Feeder Steer Fed Steer

Cattle Feeder Heifer Fed Heifer

Cattle Cow Bone Boxed Beef Cutout

Contents

Cattle Futures Market Data

Cattle futures closed higher in the week ending March 15, 2024. Fed cattle and feeder cattle contracts for April, June, and August closed higher for the week. Cattle futures closed mixed for the week, with April and June contracts higher, and August contracts lower. Cattle futures closed the week with April and June contracts at new all-time highs, and August contracts at new contract highs. Cattle futures closed the week with April and June contracts at new all-time highs, and August contracts at new contract highs.

In addition to the week's impact, futures: 2.28% of sampled stocks offered crabbed Grade means following the week's trading. Feeder cattle futures closed higher for the week, with April and May contracts higher, and August contracts lower. Feeder cattle futures closed higher for the week, with April and May contracts higher, and August contracts lower.

Metric	Current Week (CW)	Previous Week (PW)	Previous Year (PY)
Fed Cattle Price	$187.00	$187.00	$187.00
Feeder Cattle	$187.00	$187.00	$187.00
Futures Data Mix	40.00%	40.00%	40.00%

Transcribed by Claude Haiku 4.5 on March 15, 2024.

Grading Mix: 2.28% of sampled stocks offered crabbed means that the number of head in the week's trading was 2.28% of the total number of head sampled. Mix = 2.28% of sampled stocks offered crabbed means that the number of head in the week's trading was 2.28% of the total number of head sampled.

Futures Data: The current week (CW) data, and the previous week (PW) data, are based on the week's trading. The data is compared to the previous year (PY) data, which is based on the week's trading. The data is compared to the previous year (PY) data, which is based on the week's trading.

Contents

Est. Weekly Meat Production Under Federal Inspection

Beef production for the week ending March 16, 2024 was 466.0 million pounds, down 1.0% from the previous week. Production was 1.0% below the same week a year ago. Cumulative year-to-date production is 1.0% below the same week a year ago and 1 percent lower than a year ago. Cumulative year-to-date production for the year to date was 466.0 million pounds, down 1.0% from the same week a year ago.

Contents

Drought Conditions & Weather Outlook

Canadian Oil Sands Production (Thousand Barrels per Day)

Leading Indicators

The NWS 7-Day Forecast calls for precipitation accumulations generally ranging from 2 to 4 inches across portions of the Southern Plains, Ozarks, and Lower Mississippi Valley, with the greatest amounts in the Ozarks and Lower Mississippi Valley. Farther north, from Nebraska and Iowa eastward through the Great Lakes and Northeast, 1 to 2 inches of liquid is forecast, with the greatest amounts in the Great Lakes and Northeast. Across the Pacific Northwest, 1 to 2 inches of liquid is forecast, with the greatest amounts in the Cascades. Across the High Plains, light to moderate liquid precipitation accumulations are forecast, with the greatest amounts in the Black Hills. Elsewhere, light precipitation is forecast across the Southeast and Gulf Coast regions, with the greatest amounts in Florida. Temperatures are forecast to be below normal across the Rockies and the Pacific Northwest, northern California, and southern Oregon. In contrast, temperatures are forecast to be above normal across the Southern Plains, Southeast, and Gulf Coast regions. Temperatures are also forecast to be above normal across the Great Lakes and Northeast regions, with the greatest departures from normal in the Great Lakes region. Temperatures are also forecast to be above normal across the Pacific Northwest, with the greatest departures from normal in the Cascades.

The 30-day temperature outlook (until April 17, 2024) calls for above normal temperatures across most of the Contiguous United States, with the greatest departures from normal in the Southern Plains and parts of the California, Nevada, Utah, and Arizona. Below normal temperatures are forecast across the Southeastern United States, with the greatest departures from normal in the Southeast. Temperatures are also forecast to be below normal across the Pacific Northwest, with the greatest departures from normal in the Cascades. Precipitation is forecast to be below normal across the Southern Plains, Southwest, and Gulf Coast regions, with the greatest departures from normal in the Southern Plains, Southwest, and Gulf Coast regions. Precipitation is also forecast to be below normal across the Great Lakes and Northeast regions, with the greatest departures from normal in the Great Lakes region. Precipitation is also forecast to be below normal across the Pacific Northwest, with the greatest departures from normal in the Cascades. Below normal precipitation is also forecast across the Southeast, with the greatest departures from normal in the Southeast. Below normal precipitation is also forecast across the Great Lakes and Northeast regions, with the greatest departures from normal in the Great Lakes region. Below normal precipitation is also forecast across the Pacific Northwest, with the greatest departures from normal in the Cascades.

Precipitation & Temperature Outlook



Weekly Grain Market Review

Grain Futures	CW $ Cl	LW $ Cl	1 Year $ Cl	Net $ Ch	Net % Ch
Corn (Cents)	425.00	425.00	425.00	0.00	0.00%
Soybeans (Cents)	1,200.00	1,200.00	1,200.00	0.00	0.00%
Wheat (Cents)	600.00	600.00	600.00	0.00	0.00%
Ethanol (Gallon)	2.00	2.00	2.00	0.00	0.00%

3-Year Moving Average Crop Acres Harvested



Corn Soybeans Wheat Cotton

Corn Soybeans Wheat Cotton

Contents

Regional Auction Reports... *Click Link to view entire report*

Farm Policy & Marketing Bulletin

Burwell Livestock Auction Burwell, NE
Total Weekly: 1,000
Total Year to Date: 11,000
Comments:
No recent level of market for an accurate comparison a trend will not be given for steers or heifers. Demand was very good for cows and bulls. Cattle were sold on a per head basis.

Tri-State Livestock Auction, Ft. Pierre SD
Total Weekly: 2,000
Total Year to Date: 20,000
Comments:
Compared to last week, fewer finished yearlings and all classes. Steer calves sold 10.00-20.00 higher, most fancy 15.00-25.00 higher. Heifers sold 10.00 higher. Steers 700 lbs.+ sold 5.00 lower, most fancy 10.00 higher. Heifers 700 lbs.+ sold 10.00 higher. Cows and bulls sold 5.00-10.00 higher. Feeder cattle sold 10.00-20.00 higher, most fancy 20.00-30.00 higher. Steers 700 lbs.+ sold 10.00-20.00 higher, most fancy 20.00-30.00 higher. Heifers 700 lbs.+ sold 10.00-20.00 higher, most fancy 20.00-30.00 higher. Ag other comparisons available at www.tristatelivestock.com.

Tri-State Livestock Auction Harrison, NE
Total Weekly: 1,000
Total Year to Date: 11,000
Comments:
Compared to last week, fewer finished yearlings and all classes. Steer calves sold 10.00-20.00 higher, most fancy 20.00-30.00 higher. Heifers sold 10.00-20.00 higher. Steers 700 lbs.+ sold 10.00-20.00 higher, most fancy 20.00-30.00 higher. Heifers 700 lbs.+ sold 10.00-20.00 higher, most fancy 20.00-30.00 higher. Cows and bulls sold 10.00-20.00 higher. Feeder cattle sold 10.00-20.00 higher, most fancy 20.00-30.00 higher. Ag other comparisons available at www.tristatelivestock.com.

Smith County Commission - Carthage TN
Total Weekly: 1,000
Total Year to Date: 11,000
Comments:
Compared to last week Feeder Steers 5 and 6 weight Feeder Steers 400 lbs.+ 10.00 higher. Feeder Steers 400 lbs.+ 10.00 higher. Feeder Heifers 5 and 6 weight Feeder Heifers 400 lbs.+ 10.00 higher. Feeder Heifers 400 lbs.+ 10.00 higher.

Carolina Stockyards - Lincolnton Auction - Olde City, NC
Total Weekly: 1,000
Total Year to Date: 11,000
Comments:
Compared to last week Feeder Steers 500 lbs.+ sold 10.00-20.00 higher, most fancy 20.00-30.00 higher. Feeder Heifers 500 lbs.+ sold 10.00-20.00 higher, most fancy 20.00-30.00 higher. Feeder Cattle 500 lbs.+ sold 10.00-20.00 higher, most fancy 20.00-30.00 higher.

Monday Auctions

Tri-State Livestock Auction Powell - Worthing SD
Total Weekly: 1,000
Total Year to Date: 11,000
Comments:
Compared to last week, Feeder Steers sold 10.00-20.00 higher, most fancy 20.00-30.00 higher. Feeder Heifers sold 10.00-20.00 higher, most fancy 20.00-30.00 higher. Cows and bulls sold 10.00-20.00 higher. Very good demand for the large offering of high quality, very sort expecting more and heavier calves. Ag other comparisons available at www.tristatelivestock.com.

Tri-State Livestock Auction, Belle Fourche - Belle Fourche SD
Total Weekly: 1,000
Total Year to Date: 11,000
Comments:
Compared to last week, fewer finished yearlings and all classes. Steer calves sold 10.00-20.00 higher, most fancy 20.00-30.00 higher. Heifers sold 10.00-20.00 higher. Steers 700 lbs.+ sold 10.00-20.00 higher, most fancy 20.00-30.00 higher. Heifers 700 lbs.+ sold 10.00-20.00 higher, most fancy 20.00-30.00 higher. Cows and bulls sold 10.00-20.00 higher. Feeder cattle sold 10.00-20.00 higher, most fancy 20.00-30.00 higher. Ag other comparisons available at www.tristatelivestock.com.

Tri-State Livestock Auction, Gillette - Gillette WY
Total Weekly: 1,000
Total Year to Date: 11,000
Comments:
Compared to last week Feeder Steers 5 and 6 weight Feeder Steers 400 lbs.+ 10.00 higher. Feeder Steers 400 lbs.+ 10.00 higher. Feeder Heifers 5 and 6 weight Feeder Heifers 400 lbs.+ 10.00 higher. Feeder Heifers 400 lbs.+ 10.00 higher.

Tri-State Livestock Auction, Ft. Pierre SD
Total Weekly: 2,000
Total Year to Date: 20,000
Comments:
Compared to last week, fewer finished yearlings and all classes. Steer calves sold 10.00-20.00 higher, most fancy 20.00-30.00 higher. Heifers sold 10.00 higher. Steers 700 lbs.+ sold 5.00 lower, most fancy 10.00 higher. Heifers 700 lbs.+ sold 10.00 higher. Cows and bulls sold 5.00-10.00 higher. Feeder cattle sold 10.00-20.00 higher, most fancy 20.00-30.00 higher. Steers 700 lbs.+ sold 10.00-20.00 higher, most fancy 20.00-30.00 higher. Heifers 700 lbs.+ sold 10.00-20.00 higher, most fancy 20.00-30.00 higher. Ag other comparisons available at www.tristatelivestock.com.

Tri-State Livestock Auction, Harrison - McLean, NE
Total Weekly: 1,000
Total Year to Date: 11,000
Comments:
Compared to last week, slaughter and feeder cows sold 5.00-10.00 higher. Slaughter bulls traded steady. Feeder bulls sold 10.00-20.00 higher. Ag other comparisons available at www.tristatelivestock.com.

Tri-State Livestock Auction, Gillette - Gillette WY
Total Weekly: 1,000
Total Year to Date: 11,000
Comments:
Compared to last week Feeder Steers and feeder bulls uncertainly steady, feeder heifers already trade. Demand was very good for the large offering of high quality, very sort expecting more and heavier calves and a good supply of cows and bulls. Ag other comparisons available at www.tristatelivestock.com.

Tri-State Livestock Auction, Belle Fourche - Belle Fourche SD
Total Weekly: 1,000
Total Year to Date: 11,000
Comments:
Compared to last week Feeder Steers and feeder heifers sold 10.00 higher. Feeder Steers 400 lbs.+ sold 10.00 higher. Feeder Heifers 400 lbs.+ sold 10.00 higher. Ag other comparisons available at www.tristatelivestock.com.

Tri-State Livestock Auction, Powell - Worthing SD
Total Weekly: 1,000
Total Year to Date: 11,000
Comments:
Compared to last week, Feeder Steers sold 10.00-20.00 higher, most fancy 20.00-30.00 higher. Feeder Heifers sold 10.00-20.00 higher, most fancy 20.00-30.00 higher. Cows and bulls sold 10.00-20.00 higher. Feeder cattle sold 10.00-20.00 higher, most fancy 20.00-30.00 higher. Steers 700 lbs.+ sold 10.00-20.00 higher, most fancy 20.00-30.00 higher. Heifers 700 lbs.+ sold 10.00-20.00 higher, most fancy 20.00-30.00 higher. Ag other comparisons available at www.tristatelivestock.com.

Tri-State Livestock Auction, Gillette - Gillette WY
Total Weekly: 1,000
Total Year to Date: 11,000
Comments:
Compared to last week Feeder Steers 5 and 6 weight Feeder Steers 400 lbs.+ 10.00 higher. Feeder Steers 400 lbs.+ 10.00 higher. Feeder Heifers 5 and 6 weight Feeder Heifers 400 lbs.+ 10.00 higher. Feeder Heifers 400 lbs.+ 10.00 higher. Ag other comparisons available at www.tristatelivestock.com.

Tri-State Livestock Auction, Ft. Pierre SD
Total Weekly: 2,000
Total Year to Date: 20,000
Comments:
Compared to last week, fewer finished yearlings and all classes. Steer calves sold 10.00-20.00 higher, most fancy 20.00-30.00 higher. Heifers sold 10.00 higher. Steers 700 lbs.+ sold 5.00 lower, most fancy 10.00 higher. Heifers 700 lbs.+ sold 10.00 higher. Cows and bulls sold 5.00-10.00 higher. Feeder cattle sold 10.00-20.00 higher, most fancy 20.00-30.00 higher. Steers 700 lbs.+ sold 10.00-20.00 higher, most fancy 20.00-30.00 higher. Heifers 700 lbs.+ sold 10.00-20.00 higher, most fancy 20.00-30.00 higher. Ag other comparisons available at www.tristatelivestock.com.

Tri-State Livestock Auction, Harrison - McLean, NE
Total Weekly: 1,000
Total Year to Date: 11,000
Comments:
Compared to last week, slaughter and feeder cows sold 5.00-10.00 higher. Slaughter bulls traded steady. Feeder bulls sold 10.00-20.00 higher. Ag other comparisons available at www.tristatelivestock.com.

Tri-State Livestock Auction, Gillette - Gillette WY
Total Weekly: 1,000
Total Year to Date: 11,000
Comments:
Compared to last week Feeder Steers and feeder heifers sold 10.00 higher. Feeder Steers 400 lbs.+ sold 10.00 higher. Feeder Heifers 400 lbs.+ sold 10.00 higher. Ag other comparisons available at www.tristatelivestock.com.

Tri-State Livestock Auction, Belle Fourche - Belle Fourche SD
Total Weekly: 1,000
Total Year to Date: 11,000
Comments:
Compared to last week, Feeder Steers sold 10.00-20.00 higher, most fancy 20.00-30.00 higher. Feeder Heifers sold 10.00-20.00 higher, most fancy 20.00-30.00 higher. Cows and bulls sold 10.00-20.00 higher. Feeder cattle sold 10.00-20.00 higher, most fancy 20.00-30.00 higher. Steers 700 lbs.+ sold 10.00-20.00 higher, most fancy 20.00-30.00 higher. Heifers 700 lbs.+ sold 10.00-20.00 higher, most fancy 20.00-30.00 higher. Ag other comparisons available at www.tristatelivestock.com.

Tri-State Livestock Auction, Powell - Worthing SD
Total Weekly: 1,000
Total Year to Date: 11,000
Comments:
Compared to last week, Feeder Steers sold 10.00-20.00 higher, most fancy 20.00-30.00 higher. Feeder Heifers sold 10.00-20.00 higher, most fancy 20.00-30.00 higher. Cows and bulls sold 10.00-20.00 higher. Feeder cattle sold 10.00-20.00 higher, most fancy 20.00-30.00 higher. Steers 700 lbs.+ sold 10.00-20.00 higher, most fancy 20.00-30.00 higher. Heifers 700 lbs.+ sold 10.00-20.00 higher, most fancy 20.00-30.00 higher. Ag other comparisons available at www.tristatelivestock.com.

Tri-State Livestock Auction, Gillette - Gillette WY
Total Weekly: 1,000
Total Year to Date: 11,000
Comments:
Compared to last week Feeder Steers and feeder heifers sold 10.00 higher. Feeder Steers 400 lbs.+ sold 10.00 higher. Feeder Heifers 400 lbs.+ sold 10.00 higher. Ag other comparisons available at www.tristatelivestock.com.

Tri-State Livestock Auction, Ft. Pierre SD
Total Weekly: 2,000
Total Year to Date: 20,000
Comments:
Compared to last week, fewer finished yearlings and all classes. Steer calves sold 10.00-20.00 higher, most fancy 20.00-30.00 higher. Heifers sold 10.00 higher. Steers 700 lbs.+ sold 5.00 lower, most fancy 10.00 higher. Heifers 700 lbs.+ sold 10.00 higher. Cows and bulls sold 5.00-10.00 higher. Feeder cattle sold 10.00-20.00 higher, most fancy 20.00-30.00 higher. Steers 700 lbs.+ sold 10.00-20.00 higher, most fancy 20.00-30.00 higher. Heifers 700 lbs.+ sold 10.00-20.00 higher, most fancy 20.00-30.00 higher. Ag other comparisons available at www.tristatelivestock.com.

**Tri-State Livestock Auction, Harrison - McLean, NE

and sold for slaughter heifers.

Oklahoma Direct Auction - Tuesday, 5/4
This Week: 1,200
Last Week: 1,000
Last Year: 1,100
Comments in our Thursday, receive and feeder cattle steady in a light test. Feeder cattle trades are mostly steady to weak on a very light test. Demand good. Supply included 100% Feeder Cattle (0% Steers, 100% Heifers). Most of the cattle sold off the Grass Family. Slaughter cows 1.00-4.00 higher. Slaughter bulls 5.00-7 Trade active on all classes.

Extension U.S. Canadian Auction Results are available on The Cattle Range

↑ Contents

Direct Sales of Feeder & Stocker Cattle - Click ear to view extra report

Colorado Direct Cattle Report
This Week: 1,000
Last Month: 1,014
Last Year: 1,000
Comparison to last week: Not enough current FOB trades to establish a trend. Demand good. Supply included 100% Feeder Cattle (0% Steers, 100% Heifers). Most of the cattle sold off the Grass Family. Slaughter cows 1.00-4.00 higher. Slaughter bulls 5.00-7 Trade active on all classes. Compared to last month, Feeder Cattle prices FOB based on net weights after 2.5% shrink are 2.25-4.25 higher on all weights. Compared to last year, Feeder Cattle prices FOB based on net weights after 2.5% shrink are 2.25-4.25 higher on all weights. Compared to last week, Feeder Cattle prices FOB are 1.00-4.00 higher. Comments reported this week originated from CO, KS, MO, OK, TX.

Kansas Direct Feeder Cattle Report (SUNNYDIRECT)
This Week: 1,000
Last Month: 1,000
Last Year: 2,000
Comparison to last week: Not enough comparable cattle on current FOB stems or trades, due to the lack of net weight scales establishing of financial weight averaging. However, a higher underbidder was made. Buyers were willing to pay more for the heavier weights, but not enough to make up for the shrink and freight. Plains this week, as it looks like whose cattle may be moving out earlier this year due to limited resources, and the cattle that are being sold are being sold at a discount. Demand good. Supply included 100% Feeder Cattle (50% Steers, 50% Heifers). Unless otherwise noted, Feeder Cattle prices FOB based on net weights after 2.5% shrink are 1.00-3.00 higher on all weights. Compared to last month, Feeder Cattle prices FOB are 2.00-3.00 higher. Compared to last year, Feeder Cattle prices FOB are 2.00-3.00 higher. Comments reported this week originated from CO, KS, MO, OK, TX.

Missouri Direct Cattle Report
This Week: 1,000
Last Month: 1,000
Last Year: 1,000
Comparison to last week: Not enough current FOB trades to establish a trend. Demand good. Supply included 100% Feeder Cattle (0% Steers, 100% Heifers). Most of the cattle sold off the Grass Family. Slaughter cows 1.00-4.00 higher. Slaughter bulls 5.00-7 Trade active on all classes. Compared to last month, Feeder Cattle prices FOB based on net weights after 2.5% shrink are 2.25-4.25 higher on all weights. Compared to last year, Feeder Cattle prices FOB based on net weights after 2.5% shrink are 2.25-4.25 higher on all weights. Compared to last week, Feeder Cattle prices FOB are 1.00-4.00 higher. Comments reported this week originated from CO, KS, MO, OK, TX.

Montana Direct Cattle Report
This Week: 0
Last Month: 0
Last Year: 0
No trades this week for a week.

New Mexico Direct Cattle Report
This Week: 0
Last Month: 0
Last Year: 0
Comparison to last week: Not enough comparable cattle on feeder steers or heifers. Buyer demand was good. Supply included 100% Feeder Cattle (100% Steers, 0% Heifers). Most of the cattle sold off the Grass Family. Supply included: 100% Feeder Cattle (32% Steers, 61.5% Steers, 38.5% Heifers). Feeder cattle supply over 700 lbs was 100% Steers. Unless otherwise noted, Feeder Cattle prices FOB based on net weights after 2.5% shrink or equivalent, with an 0.5 cent per cwt FOB fee, sold 10.00 and older 1400 lbs. Comments reported this week originated from NM.

Northeast Direct Cattle Report (MAASDIRECT)
This Week: 45
Last Month: 0
Last Year: 204
Comparison to last week: Not enough current FOB trades to establish a trend. Demand good. Supply included: 100% Feeder Cattle (0% Steers, 100% Heifers). Feeder cattle supply over 600 lbs was 100% Steers. Unless otherwise noted, Feeder Cattle prices FOB based on net weights after 2.5% shrink or equivalent, with an 0.5 cent per cwt FOB fee, sold 10.00 and older 1400 lbs. Comments reported this week originated from MA.

Oklahoma Direct Cattle Report
This Week: 1,000
Last Month: 1,000
Last Year: 1,000
Comparison to last week: Feeder steers steady to 5.00 higher. Feeder heifers 10.00 higher. Demand good. Supply included: 100% Feeder Cattle (45.2% Steers, 54.8% Heifers). Feeder cattle supply over 600 lbs was 100% Steers. Unless otherwise noted, Feeder Cattle prices FOB based on net weights after 2.5% shrink or equivalent, with an 0.5 cent per cwt FOB fee, sold 10.00 and older 1400 lbs. Comments reported this week originated from OK, TX.

Southeast Direct Cattle Report (ALARFLAGLANDCTN)
This Week: 1,000
Last Month: 0
Last Year: 1,000
Comparison to last week: Supply included: 100% Feeder Cattle (66.7% Steers, 33.3% Heifers). Feeder cattle supply over 600 lbs was 100% Steers. Unless otherwise noted, Feeder Cattle prices FOB based on net weights after 2.5% shrink or equivalent, with an 0.5 cent per cwt FOB fee, sold 10.00 and older 1400 lbs. Comments reported this week originated from AL, MS, GA, SC, TN.

Tennessee Direct Cattle Report (ALARFLAGLANDCTN)
This Week: 400
Last Month: 0
Last Year: 0
Comparison to last week: Supply included: 100% Feeder Cattle (0% Steers, 100% Heifers). Feeder cattle supply over 600 lbs was 100% Steers. Unless otherwise noted, Feeder Cattle prices FOB based on net weights after 2.5% shrink or equivalent, with an 0.5 cent per cwt FOB fee, sold 10.00 and older 1400 lbs. Comments reported this week originated from AL, MS, GA, SC, TN.

Wyoming Nebraska Direct Cattle Report
This Week: 0
Last Month: 0
Last Year: 0
No trades this week for a week.

Extension U.S. Canadian Auction Results are available on The Cattle Range

↑ Contents

USDA Weekly Key Reports: Click ear icons for detailed report

- Alabama
- California
- Colorado
- Idaho
- Iowa
- Kansas
- Missouri
- Montana
- Nebraska
- New Mexico
- Oklahoma
- Oregon
- South Dakota
- Texas
- SAGE/Columbia-Basin
- Wyoming

Contents

Although all information is from sources deemed to be accurate & timely, The Cattle Range assumes no responsibility for inaccurate information. Subject to the acceptance of any other conditions of sale or contract, the sole liability of The Cattle Range shall be limited to the amount of the subscription fee.

Copyright © 2005 - The Cattle Range - All Rights Reserved