

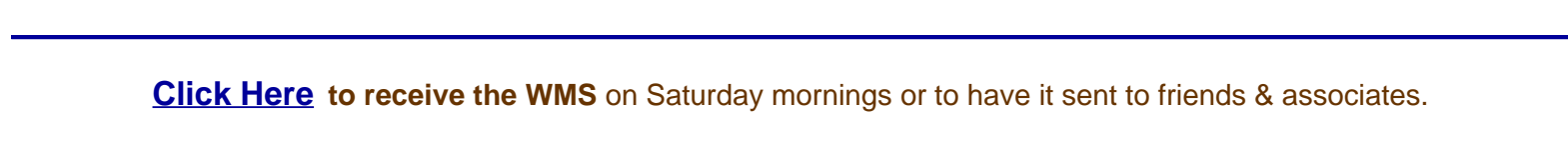
The Cattle Range

www.cattlerange.com

Weekly Market Summary

For the week ending October 10, 2025

Compared to last week, fed cattle trade in the Southern Plains was non-existent for the 2nd consecutive week with Northern Plains trade higher. Feeder cattle and stocker calves were both higher. Live cattle futures and feeder cattle futures were sharply higher. The dressed beef cutouts reversed their lower trend and closed higher.



[Click Here](#) to receive the WMS on Saturday mornings or to have it sent to friends & associates.

Fed Cattle: No trade in the Southern Plains with Northern Plains trade 5.00 higher at 235.00. In the 3 front months, Live Cattle futures were 7.45 to 8.58 higher. Based on estimates, steer carcass weights this week averaged 969 lbs. compared to 961 lbs. last week and 951 lbs. a year ago.

S: Last Week: 233.00 / Month Ago: 240.00 / Year Ago: 187.00 / 5 Year Avg: 162.82
N: This Week: 235.00 / Month Ago: 240.00 / Year Ago: 188.00 / 5 Year Avg: 164.45

Feeder Steers: The national average price for feeder steers was 370.66, 3.75 higher with trade mostly 2.00 to 7.00 higher. In the 3 front months, Feeder Cattle futures were 18.33 to 22.23 higher.

This Week: 370.66 / Month Ago: 363.08 / Year Ago: 249.84 / 5 Year Avg: 211.20

Stocker Steers: The national average price for stocker steers was 438.48, 6.06 higher with trade mostly 2.00 to 10.00 higher.

This Week: 438.48 / Month Ago: 430.38 / Year Ago: 289.58 / 5 Year Avg: 250.14

CME Feeder Cattle Index: Posted daily by CME with a lag of one business day.

367.92... +5.35 – Historic High: 367.92 on 10/9/25
This Week: 367.92 / Month Ago: 363.08 / Year Ago: 250.05 / 5 Year Avg: 209.17

Boxed Beef Cutout: The Choice cutout was 3.30 higher at 365.57 and the Select cutout was 1.01 higher at 346.39. The Choice/Select spread is 16.89, 2.10 narrower.

This Week: 365.57 / Month Ago: 400.04 / Year Ago: 311.22 / 5 Year Avg: 294.52

Cutter Cow Cutout: 1.24 lower at 335.21.

Slaughter Cows: Trade mostly steady to 1.00 lower.

Total red meat production under Federal inspection unavailable this week due to the government shutdown.

Corn: December futures closed at 4.1300, 0.0600 lower.

| | |
|--|--|
| Contents: | |
| • Weekly Market Overview | |
| • Stocker & Feeder Cattle Weekly Receipts | |
| • Feeder & Stocker Steer Prices | |
| • 5 Year Moving Avg. - Stocker, Feeder, & Fed Steers | |
| • Regional Auction Reports | |
| • Direct Sales of Feeder & Stocker Cattle by State | |
| • Cattle Futures' Long-Term Market Outlook | |
| • Mexican Feeder Cattle Weekly Import Summary | |
| • Chart of the Week | |
| • Photo of the Week | |
| • "Shootin' the Bull" Weekly Analysis | |
| • Fed Cattle | |
| • Feedyard Closeouts: Profit/Loss | |
| • Feeder Steers/Corn Correlation | |
| • Slaughter Feed by Class | |
| • Canadian Cattle Cattle | |
| • Boxed Beef Cutouts | |
| • USDA National Retail Beef Report | |
| • Est. Weekly Meat Production Under Federal Inspection | |
| • Bullish/Bearish Consensus: Cattle & Corn | |
| • U.S. Dollar - 6 Month Chart | |
| • Stock Markets & Economic News | |
| • Weather Outlook & Drought Conditions | |
| • Corn Crop & Pasture Conditions | |
| • National Grain Summary | |
| • Selected Auction Reports | |
| • Direct Sales of Feeder & Stocker Cattle | |
| • Weekly Hay Reports | |

Links to the articles below are included because we found them to be of interest but their content does not necessarily reflect the views of The Cattle Range.

[Click your "Back Button"](#) to return to the WMS.

- [Brazil's Beef Exports to China jump 38% in September](#)
- [Lonesome Report: The "Efficient" Destruction of Independent Agriculture](#)
- [Carcass Weights, Quality Grades & Consumer Demand](#)
- [Researchers using "eBeam" to battle New World Screwworm](#)
- [Mexico intercepts New Screwworm Case in northern border state Nuevo Leon](#)
- [R-CALF USA Calls for Rebalanced Trade at U.S.-Mexico Policy Summit](#)
- [The Slow Cattle Cycle Timeline](#)

[^ Contents](#)

Market Overview:

| www.cattlerange.com | 10/10/25 | Last Week | 1 Month Ago | 1 Year Ago | 5 Yr. Avg. |
|-------------------------------------|----------|-----------|-------------|------------|------------|
| CME Feeder Index | 367.92 | 362.57 | 363.08 | 250.05 | 209.17 |

| Live Cattle Futures | 10/10/25 | Last Week | 1 Month Ago | 1 Year Ago | 5 Yr. Avg. |
|----------------------------|----------|-----------|-------------|------------|------------|
| October | 238.47 | 231.02 | 229.97 | 188.60 | 161.84 |
| December | 242.52 | 230.00 | 231.92 | 187.57 | 162.10 |
| February | 245.40 | 236.82 | 233.22 | 188.20 | 163.43 |

| Feeder Futures | 10/10/25 | Last Week | 1 Month Ago | 1 Year Ago | 5 Yr. Avg. |
|-----------------------|----------|-----------|-------------|------------|------------|
| October | 375.50 | 357.17 | 350.40 | 249.75 | 210.99 |
| November | 375.90 | 355.42 | 345.80 | 249.80 | 213.49 |
| January | 371.95 | 349.72 | 345.80 | 247.25 | 215.62 |

| Fed Cattle | 10/10/25 | Last Week | 1 Month Ago | 1 Year Ago | 5 Yr. Avg. |
|-------------------|----------|-----------|-------------|------------|------------|
| S. Central | 233.00 | 233.00 | 240.00 | 187.00 | 162.82 |
| N. Central | 235.00 | 230.00 | 240.00 | 188.00 | 164.45 |

| Feedyard Closeouts | 10/10/25 | Last Week | 1 Month Ago | 1 Year Ago | 5 Yr. Avg. |
|---------------------------|----------|-----------|-------------|------------|------------|
| Current | 396.97 | 369.13 | 500.34 | (89.82) | 33.12 |
| Future (Projected) | (26.94) | (118.24) | (214.31) | (33.69) | (104.16) |

| Avg. National Prices | 10/10/25 | Last Week | 1 Month Ago | 1 Year Ago | 5 Yr. Avg. |
|-----------------------------|----------|-----------|-------------|------------|------------|
| Feeder Steers | 370.66 | 366.91 | 364.76 | 249.84 | 211.20 |
| Stocker Steers | 438.48 | 432.42 | 430.38 | 289.58 | 250.00 |

| Boxed Beef Cutout | 10/10/25 | Last Week | 1 Month Ago | 1 Year Ago | 5 Yr. Avg. |
|--------------------------|----------|-----------|-------------|------------|------------|
| Choice | 365.57 | 362.27 | 400.04 | 311.22 | 294.52 |
| Select | 346.39 | 343.38 | 378.44 | 288.72 | 275.99 |
| Spread | 19.18 | 16.89 | 21.60 | 22.50 | 18.53 |

| Cutter Cow Cut-Out | 335.21 | 336.45 | 338.88 | 274.44 | 238.01 |
|---------------------------|--------|--------|--------|--------|--------|
|---------------------------|--------|--------|--------|--------|--------|

| Crude Oil Futures | 58.84 | 60.74 | 62.54 | 75.62 | 75.30 |
|--------------------------|-------|-------|-------|-------|-------|
|--------------------------|-------|-------|-------|-------|-------|

| Grain Prices | 10/10/25 | Last Week | 1 Month Ago | 1 Year Ago | 5 Yr. Avg. |
|---------------------|----------|-----------|-------------|------------|------------|
| Omaha Corn | 3.92 | 3.87 | 3.90 | 3.95 | 5.52 |
| Kansas City Wheat | 4.75 | 4.71 | 4.78 | 5.45 | 6.69 |
| Dec. Corn Futures | 4.1300 | 4.1900 | 4.3000 | 4.1575 | 5.3813 |
| Dec. Wheat Futures | 4.9850 | 5.1525 | 5.2350 | 5.9900 | 6.7738 |

| Bradford Buildings... | a full-service provider of pole barns, post-frame buildings, garages & workshops | | | | | | | | | |
|------------------------------|--|--|--|--|--|--|--|--|--|--|
| FARM & RANCH | | | | | | | | | | |
| Call Us Today! | | | | | | | | | | |
| 877.303.3737 | | | | | | | | | | |

| Cattle Empire | a full-service provider of pole barns, post-frame buildings, garages & workshops | | | | | | | | | |
|-------------------------|--|--|--|--|--|--|--|--|--|--|
| FAMILY OWNED | | | | | | | | | | |
| CUSTOMER FOCUSED | | | | | | | | | | |
| FEED WITH US | | | | | | | | | | |

[^ Contents](#)

National Feeder & Stocker Cattle Sale Receipts:

Data released by USDA on Monday, 10/6/25 for week ending Saturday, 10/4/25

| Week Ending: | 10/4/25 | Last Week | 1 Year Ago | 2 Years Ago | 3 Years Ago | 3 Yr. Avg. |
|---------------------|---------|-----------|------------|-------------|-------------|------------|
| Auctions | 181,420 | 169,700 | 179,400 | 190,400 | 216,200 | 195,333 |
| Direct Sales | 20,700 | 36,100 | 38,400 | 50,200 | 20,900 | 36,500 |
| Video/Internet | 26,800 | 2,500 | 24,300 | 34,600 | 28,800 | 29,233 |

| | | | | | | | |
|-------------------------------------|----------------------|----------------|----------------|----------------|----------------|----------------|----------------|
| www.cattlerange.com | Total | 228,700 | 208,300 | 242,100 | 275,200 | 265,900 | 261,067 |
| | This Week +/- | - | 9.8% | -5.5% | -16.9% | -14.0% | -12.4% |

Weekly Feeder & Stocker Cattle Marketings



The Feeder & Stocker Cattle prices below are statewide average prices compiled to show the overall price trend and do not represent prices for any specific market/region within a state.

[^ Contents](#)

Feeder Steers:

| | 10/10/25 | Last Week | 1 Month Ago | 1 Year Ago | 5 Yr. Avg. |
|---------------------------------|---------------|---------------|---------------|---------------|---------------|
| 700 lb. - 800 lb. Steers | | | | | |
| Dakotas | 389.12 | 390.12 | 393.87 | 269.78 | 227.00 |
| Iowa | 376.80 | 373.84 | 379.28 | 256.16 | 220.26 |
| Missouri | 391.16 | 381.71 | 380.23 | 257.96 | 217.41 |
| Montana | 382.19 | 377.26 | 373.18 | 259.06 | 219.14 |
| Nebraska | 394.68 | 391.87 | 390.17 | 268.72 | 228.28 |
| Wyoming | 385.73 | 380.92 | 377.28 | 261.46 | 221.52 |
| North Central Avg. | 386.61 | 382.62 | 382.34 | 262.19 | 222.27 |
| Arkansas | 357.22 | 352.25 | 358.21 | 243.94 | 205.75 |
| Colorado | 370.99 | 367.22 | 373.08 | 250.96 | 216.17 |
| Kansas | 391.10 | 382.65 | 380.76 | 257.92 | 217.44 |
| New Mexico | 377.21 | 375.32 | 378.44 | 248.77 | 210.24 |
| Oklahoma | 384.87 | 379.19 | 382.58 | 257.40 | 216.07 |
| Texas | 381.21 | 380.24 | 376.22 | 252.89 | 212.00 |
| South Central Avg. | 377.10 | 372.81 | 374.93 | 251.98 | 212.94 |
| Alabama | 338.60 | 339.18 | 339.59 | 235.48 | 199.16 |
| Florida | 330.67 | 327.69 | 329.84 | 229.53 | 192.94 |
| Georgia | 339.10 | 336.87 | 340.09 | 235.53 | 198.51 |
| Kentucky | 347.98 | 346.96 | 351.36 | 242.51 | 204.60 |
| Louisiana | 337.61 | 334.63 | 335.63 | 233.50 | 198.50 |
| Mississippi | 338.22 | 335.24 | 336.23 | 233.92 | 198.91 |
| Tennessee | 346.70 | 345.71 | 351.17 | 241.22 | 209.61 |
| Virginia | 345.26 | 344.28 | 349.18 | 240.56 | 202.79 |
| Southeast Avg. | 340.64 | 338.95 | 341.64 | 236.53 | 199.88 |
| Arizona | 364.08 | 361.62 | 354.69 | 241.57 | 205.60 |
| California | 374.56 | 372.08 | 361.13 | 249.71 | 209.92 |
| Idaho | 385.82 | 378.82 | 362.55 | 251.38 | 211.41 |
| Nevada | 377.43 | 372.55 | 359.50 | 248.46 | 209.52 |
| Oregon | 394.32 | 378.05 | 361.58 | 250.41 | 210.71 |
| Utah | 376.84 | 371.38 | 358.95 | 248.36 | 209.58 |
| Washington | 394.93 | 378.45 | 360.43 | 258.61 | 211.09 |
| Western Avg. | 378.28 | 373.28 | 362.13 | 248.87 | 209.69 |
| Overall Average | 370.66 | 366.91 | 364.76 | 249.84 | 211.20 |
| This Week +/- | - | 1.0% | 1.6% | 48.4% | 75.5% |

Stocker Steers:

| | 10/10/25 | Last Week | 1 Month Ago | 1 Year Ago | 5 Yr. Avg. |
|---------------------------------|---------------|---------------|---------------|---------------|---------------|
| 500 lb. - 600 lb. Steers | | | | | |
| Dakotas | 477.50 | 459.26 | 454.59 | 310.91 | 266.89 |
| Iowa | 448.52 | 441.60 | 454.16 | 299.68 | 260.59 |
| Missouri | 444.86 | 441.87 | 452.31 | 292.62 | 256.85 |
| Montana | 456.08 | 442.28 | 439.83 | 298.96 | 260.50 |
| Nebraska | 478.69 | 470.24 | 454.35 | 315.14 | 271.13 |
| Wyoming | 458.31 | 446.19 | 443.91 | 301.74 | 262.80 |
| North Central Avg. | 460.66 | 450.24 | 449.86 | 303.18 | 263.13 |
| Arkansas | 415.86 | 411.89 | 423.82 | 280.72 | 244.28 |
| Colorado | 445.41 | 436.98 | 441.44 | 297.60 | 259.57 |
| Kansas | 443.70 | 440.73 | 451.14 | 292.00 | 256.09 |
| New Mexico | 446.38 | 440.93 | 438.31 | 291.12 | 250.19 |
| Oklahoma | 449.51 | 446.53 | 458.15 | 296.54 | 255.83 |
| Texas | 446.44 | 437.29 | 440.22 | 289.51 | 249.87 |
| South Central Avg. | 441.22 | 435.73 | 442.18 | 291.25 | 252.64 |
| Alabama | 407.50 | 408.50 | 410.95 | 270.51 | 236.19 |
| Florida | 396.58 | 392.61 | 397.18 | 268.53 | 230.04 |
| Georgia | 403.47 | 398.87 | 406.23 | 266.17 | 234.84 |
| Kentucky | 390.67 | 387.69 | 397.62 | 275.88 | 235.59 |
| Louisiana | 398.57 | 397.15 | 398.57 | 267.53 | 233.36 |
| Mississippi | 400.48 | 398.86 | 400.28 | 268.54 | 234.50 |
| Tennessee | 390.35 | 387.38 | 397.30 | 273.52 | 234.56 |
| Virginia | 387.62 | 384.66 | 394.51 | 272.20 | 233.74 |
| Southeast Avg. | 396.91 | 394.47 | 400.33 | 270.36 | 234.09 |
| Arizona | 444.11 | 437.70 | 426.34 | 285.54 | 246.49 |
| California | 467.60 | 456.65 | 437.05 | 293.39 | 251.79 |
| Idaho | 454.80 | 451.30 | 430.55 | 296.87 | 251.69 |
| Nevada | 456.61 | 449.19 | 426.74 | 293.79 | 249.95 |
| Oregon | 453.04 | 449.72 | 429.33 | 295.72 | 250.57 |
| Utah | 455.91 | 449.36 | 426.08 | 293.33 | 249.55 |
| Washington | 453.76 | 450.23 | 429.19 | 296.19 | 251.00 |
| Western Avg. | 455.12 | 449.73 | 429.15 | 293.55 | 250.15 |
| Overall Average | 438.48 | 432.42 | 430.38 | 289.58 | 250.00 |
| This Week +/- | - | 1.4% | 1.9% | 51.4% | 75.0% |

[^ Contents](#)

Stocker, Feeder & Fed Steers Moving Averages

February 10, 2009 thru October 10, 2025



Cattle Futures - October 10, 2025

| | 10/10/25 | Last Week | 1 Month Ago | 1 Year Ago |
|--|----------|-----------|-------------|------------|
|--|----------|-----------|-------------|------------|



Federally Inspected Slaughter Service by Class:
Released by USDA Market News Service for last week.

Unavailable due to U.S. Government Shutdown

Livestock Slaughter under Federal Inspection:

| Livestock & Poultry Slaughter | | | | | | | | | |
|-------------------------------|------------------|------------|------------|-------------|-------------|-------------|---------------|---------------|----------|
| Current Day Slaughter | | | | | | | | | |
| | Est Oct 10, 2025 | Week Ago | Year Ago | WTD | Prev Week | Last Year | 2025 YTD | 2024 YTD | % Change |
| Cattle | 1,000 | 1,000 | 795 | 5,000 | 5,000 | 3,379 | 161,368 | 161,368 | |
| Cattle (Young) | 31,000 | 31,000 | 31,000 | 104,790 | 104,790 | 549,000 | 580,597 | 24,502,259 | |
| Hogs | 478,000 | 485,000 | 482,417 | 2,424,000 | 2,424,000 | 2,408,800 | 100,332,159 | 100,332,159 | |
| Sheep | 5,000 | 4,000 | 4,000 | 37,000 | 35,000 | 37,889 | 1,483,880 | 1,483,880 | |
| Chicken (Young) | 32,206,000 | 31,885,000 | 30,725,000 | 174,642,000 | 174,214,000 | 171,077,000 | 7,376,908,000 | 7,401,029,000 | -0.3% |
| Last Week's Trade Data: | | | | | | | | | |
| | Sat Oct 11, 2025 | Week Ago | Year Ago | WTD | Prev Week | Last Year | 2025 YTD | 2024 YTD | % Change |
| Cattle | 0 | 0 | 1 | 5,000 | 5,000 | 3,380 | 161,368 | 161,368 | |
| Cattle (Young) | 153,000 | 178,000 | 174,266 | 2,577,000 | 2,602,000 | 2,583,066 | 100,406,425 | 100,406,425 | |
| Hogs | 0 | 0 | 59 | 37,000 | 35,000 | 38,048 | 1,483,889 | 1,483,889 | |
| Chicken (Young) | 646,000 | 2,488,000 | 0 | 175,288,000 | 176,702,000 | 171,077,000 | 7,377,554,000 | 7,401,029,000 | -0.3% |

Alberta Beef Producers... Calgary AB:

Alberta direct cattle sales this week saw light trade develop with dressed bids and sales reported from \$507.00-508.00/cwt delivered, steady to \$8.00/cwt lower than last week. There have been reports one major packer is not bidding on cattle again this week. Reduced slaughter rates in Western Canada has moderated demand for cash cattle. Since the start of July Ontario fed prices have been trading at a \$13.00/cwt (live) premium over the west, a \$200/Premium. That premium usually narrows during the fall months.

Unavailable due to U.S. Government Shutdown

Boxed Beef Cutouts:

USDA Estimated Boxed Beef Cut-out Values as of 2:30 PM on 10/10/25

Based on negotiated prices and volume of boxed beef cuts delivered within 0-21 days and on average industry cutting yields. Values reflect U.S. dollars per 100 pounds.

75.00

125.00

175.00

225.00

275.00

Choice Boxed Beef Cutout

Feeder Steers

Fed Steers

2021

2022

2023

2024

2025

www.cattlepage.com

USDA

Agricultural Marketing Service
Livestock and Poultry Program
Quality Assessment Division

Beef Head Count Graded Year Over Year and Continuous Timeframe

Details as of 9/27/2025
Updated on 10/02/2025

SELECT AN INTERACTIVE VIEW:

Dropdown menu with options: All, Choice, Select, Grind, Trim, and other view options.

YEAR:

Dropdown menu with options: 2021, 2022, 2023, 2024, 2025.

MONTH:

Dropdown menu with options: All, Jan, Feb, Mar, Apr, May, Jun, Jul, Aug, Sep, Oct, Nov, Dec.

REGION:

Dropdown menu with options: All, 201, 202, 203, 204, 205, 206, 207, 208, 209, 210, 211, 212, 213, 214, 215, 216, 217, 218, 219, 220, 221, 222, 223, 224, 225, 226, 227, 228, 229, 230, 231, 232, 233, 234, 235, 236, 237, 238, 239, 240, 241, 242, 243, 244, 245, 246, 247, 248, 249, 250, 251, 252, 253, 254, 255, 256, 257, 258, 259, 260, 261, 262, 263, 264, 265, 266, 267, 268, 269, 270, 271, 272, 273, 274, 275, 276, 277, 278, 279, 280, 281, 282, 283, 284, 285, 286, 287, 288, 289, 290, 291, 292, 293, 294, 295, 296, 297, 298, 299, 300, 301, 302, 303, 304, 305, 306, 307, 308, 309, 310, 311, 312, 313, 314, 315, 316, 317, 318, 319, 320, 321, 322, 323, 324, 325, 326, 327, 328, 329, 330, 331, 332, 333, 334, 335, 336, 337, 338, 339, 340, 341, 342, 343, 344, 345, 346, 347, 348, 349, 350, 351, 352, 353, 354, 355, 356, 357, 358, 359, 360, 361, 362, 363, 364, 365, 366, 367, 368, 369, 370, 371, 372, 373, 374, 375, 376, 377, 378, 379, 380, 381, 382, 383, 384, 385, 386, 387, 388, 389, 390, 391, 392, 393, 394, 395, 396, 397, 398, 399, 400, 401, 402, 403, 404, 405, 406, 407, 408, 409, 410, 411, 412, 413, 414, 415, 416, 417, 418, 419, 420, 421, 422, 423, 424, 425, 426, 427, 428, 429, 430, 431, 432, 433, 434, 435, 436, 437, 438, 439, 440, 441, 442, 443, 444, 445, 446, 447, 448, 449, 450, 451, 452, 453, 454, 455, 456, 457, 458, 459, 460, 461, 462, 463, 464, 465, 466, 467, 468, 469, 470, 471, 472, 473, 474, 475, 476, 477, 478, 479, 480, 481, 482, 483, 484, 485, 486, 487, 488, 489, 490, 491, 492, 493, 494, 495, 496, 497, 498, 499, 500, 501, 502, 503, 504, 505, 506, 507, 508, 509, 510, 511, 512, 513, 514, 515, 516, 517, 518, 519, 520, 521, 522, 523, 524, 525, 526, 527, 528, 529, 530, 531, 532, 533, 534, 535, 536, 537, 538, 539, 540, 541, 542, 543, 544, 545, 546, 547, 548, 549, 550, 551, 552, 553, 554, 555, 556, 557, 558, 559, 560, 561, 562, 563, 564, 565, 566, 567, 568, 569, 570, 571, 572, 573, 574, 575, 576, 577, 578, 579, 580, 581, 582, 583, 584, 585, 586, 587, 588, 589, 590, 591, 592, 593, 594, 595, 596, 597, 598, 599, 600, 601, 602, 603, 604, 605, 606, 607, 608, 609, 610, 611, 612, 613, 614, 615, 616, 617, 618, 619, 620, 621, 622, 623, 624, 625, 626, 627, 628, 629, 630, 631, 632, 633, 634, 635, 636, 637, 638, 639, 640, 641, 642, 643, 644, 645, 646, 647, 648, 649, 650, 651, 652, 653, 654, 655, 656, 657, 658, 659, 660, 661, 662, 663, 664, 665, 666, 667, 668, 669, 670, 671, 672, 673, 674, 675, 676, 677, 678, 679, 680, 681, 682, 683, 684, 685, 686, 687, 688, 689, 690, 691, 692, 693, 694, 695, 696, 697, 698, 699, 700, 701, 702, 703, 704, 705, 706, 707, 708, 709, 710, 711, 712, 713, 714, 715, 716, 717, 718, 719, 720, 721, 722, 723, 724, 725, 726, 727, 728, 729, 730, 731, 732, 733, 734, 735, 736, 737, 738, 739, 740, 741, 742, 743, 744, 745, 746, 747, 748, 749, 750, 751, 752, 753, 754, 755, 756, 757, 758, 759, 760, 761, 762, 763, 764, 765, 766, 767, 768, 769, 770, 771, 772, 773, 774, 775, 776, 777, 778, 779, 780, 781, 782, 783, 784, 785, 786, 787, 788, 789, 790, 791, 792, 793, 794, 795, 796, 797, 798, 799, 800, 801, 802, 803, 804, 805, 806, 807, 808, 809, 810, 811, 812, 813, 814, 815, 816, 817, 818, 819, 820, 821, 822, 823, 824, 825, 826, 827, 828, 829, 830, 831, 832, 833, 834, 835, 836, 837, 838, 839, 840, 841, 842, 843, 844, 845, 846, 847, 848, 849, 850, 851, 852, 853, 854, 855, 856, 857, 858, 859, 860, 861, 862, 863, 864, 865, 866, 867, 868, 869, 870, 871, 872, 873, 874, 875, 876, 877, 878, 879, 880, 881, 882, 883, 884, 885, 886, 887, 888, 889, 890, 891, 892, 893, 894, 895, 896, 897, 898, 899, 900, 901, 902, 903, 904, 905, 906, 907, 908, 909, 910, 911, 912, 913, 914, 915, 916, 917, 918, 919, 920, 921, 922, 923, 924, 925, 926, 927, 928, 929, 930, 931, 932, 933, 934, 935, 936, 937, 938, 939, 940, 941, 942, 943, 944, 945, 946, 947, 948, 949, 950, 951, 952, 953, 954, 955, 956, 957, 958, 959, 960, 961, 962, 963, 964, 965, 966, 967, 968, 969, 970, 971, 972, 973, 974, 975, 976, 977, 978, 979, 980, 981, 982, 983, 984, 985, 986, 987, 988, 989, 990, 991, 992, 993, 994, 995, 996, 997, 998, 999, 1000.

STATE:

Dropdown menu with options: All, AK, HI, IL, IN, MI, MN, MO, NE, ND, SD, WI, WY, and other state options.

Beef: Head Graded Prime, Choice, & Select

Regions: All

States: All

Year

2022

2024

2023

Head Graded

500K

450K

400K

350K

Week 41

Week 42

Week 43

Week 44

Week 45

Week 46

Week 47

Week 48

Week 49

Week 50

Week 51

Week 52

Week 1

Week 2

Week 3

Week 4

Week 5

Week 6

Week 7

Week 8

Week 9

Week 10

Week 11

Week 12

Week 13

Week 14

Week 15

Week 16

Week 17

Week 18

Week 19

Week 20

Week 21

Week 22

Week 23

Week 24

Week 25

Week 26

Week 27

Week 28

Week 29

Week 30

Week 31

Week 32

Week 33

Week 34

Week 35

Week 36

Week 37

Week 38

Week 39

Week 40

Week 41

Week 42

Week 43

Week 44

Week 45

Week 46

Week 47

Week 48

Week 49

Week 50

Week 51

Week 52

Week 1

Week 2

Week 3

Week 4

Week 5

Week 6

Week 7

Week 8

Week 9

Week 10

Week 11

Week 12

Week 13

Week 14

Week 15

Week 16

Week 17

Week 18

Week 19

Week 20

Week 21

Week 22

Week 23

Week 24

Week 25

Week 26

Week 27

Week 28

Week 29

Week 30

Week 31

Week 32

Week 33

Week 34

Week 35

Week 36

Week 37

Week 38

Week 39

Week 40

Week 41

Week 42

Week 43

Week 44

Week 45

Week 46

Week 47

Week 48

Week 49

Week 50

Week 51

Week 52

Week 1

Week 2

Week 3

Week 4

Week 5

Week 6

Week 7

Week 8

Week 9

Week 10

Week 11

Week 12

Week 13

Week 14

Week 15

Week 16

Week 17

Week 18

Week 19

Week 20

Week 21

Week 22

Week 23

Week 24

Week 25

Week 26

Week 27

Week 28

Week 29

Week 30

Week 31

Week 32

Week 33

Week 34

Week 35

Week 36

Week 37

Week 38

Week 39

Week 40

Week 41

Week 42

Week 43

Week 44

Week 45

Week 46

Week 47

Week 48

Week 49

Week 50

Week 51

Week 52

Week 1

Week 2

Week 3

Week 4

Week 5

Week 6

Week 7

Week 8

Week 9

Week 10

Week 11

Week 12

Week 13

Week 14

Week 15

Week 16

Week 17

Week 18

Week 19

Week 20

Week 21

Week 22

Week 23

Week 24

Week 25

Week 26

Week 27

Week 28

Week 29

Week 30

Week 31

Week 32

Week 33

Week 34

Week 35

Week 36

Week 37

Week 38

Week 39

Week 40

Week 41

Week 42

Week 43

Week 44

Week 45

Week 46

Week 47

Week 48

Week 49

Week 50

Week 51

Week 52

Week 1

Week 2

Week 3

Week 4

Week 5

Week 6

Week 7

Week 8

Week 9

Week 10

Week 11

Week 12

Week 13

Week 14

Week 15

Week 16

Week 17

Week 18

Week 19

Week 20

Week 21

Week 22

Week 23

Week 24

Week 25

Week 26

Week 27

Week 28

Week 29

Week 30

Week 31

Week 32

Week 33

Week 34

Week 35

Week 36

Week 37

Week 38

Week 39

Week 40

Week 41

Week 42

Week 43

Week 44

Week 45

Week 46

Week 47

Week 48

Week 49

Week 50

Week 51

Week 52

Week 1

Week 2

Week 3

Week 4

Week 5

Week 6

Week 7

Week 8

Week 9

Week 10

Week 11

Week 12

Week 13

Week 14

Week 15

Week 16

Week 17

Week 18

Week 19

Week 20

Week 21

Week 22

Week 23

Week 24

Week 25

Week 26

Week 27

Week 28

Week 29

Week 30

Week 31

Week 32

Week 33

Week 34

Week 35

Week 36

Week 37

Week 38

Week 39

Week 40

Week 41

Week 42

Week 43

Week 44

Week 45

Week 46

Week 47

Week 48

Week 49

Week 50

Week 51

Week 52

Week 1

Week 2

Week 3

Week 4

Week 5

Week 6

Week 7

Week 8

Week 9

Week 10

Week 11

Week 12

Week 13

Week 14

Week 15

Week 16

Week 17

Week 18

Week 19

Week 20

Week 21

Week 22

Week 23

Week 24

Week 25

Week 26

Week 27

Week 28

Week 29

Week 30

Week 31

Week 32

Week 33

Week 34

Week 35

Week 36

Week 37

Week 38

Week 39

Week 40

Week 41

Week 42

Week 43

Week 44

Week 45

Week 46

Week 47

Week 48

Week 49

Week 50

Week 51

Week 52

Week 1

Week 2

Week 3

Week 4

Week 5

Week 6

Week 7

Week 8

Week 9

Week 10

Week 11

Week 12

Week 13

Week 14

Week 15

Week 16

Week 17

Week 18

Week 19

Week 20

Week 21

Week 22

Week 23

Week 24

Week 25

Week 26

Week 27

Week 28

Week 29

Week 30

Week 31

Week 32

Week 33

Week 34

Week 35

Week 36

Week 37

Week 38

Week 39

Week 40

Week 41

Week 42

Week 43

Week 44

Week 45

Week 46

Week 47

Week 48

Week 49

Week 50

Week 51

Week 52

Week 1

Week 2

Week 3

Week 4

Week 5

Week 6

Week 7

Week 8

Week 9

Week 10

Week 11

Week 12

Week 13

Week 14

Week 15

Week 16

Week 17

Week 18

Week 19

Week 20

Week 21

Week 22

Week 23

Week 24

Week 25

Week 26

Week 27

Week 28

Week 29

Week 30

Week 31

Week 32

Week 33

Week 34

Week 35

Week 36

Week 37

Week 38

Week 39

Week 40

Week 41

Week 42

Week 43

Week 44

Week 45

Week 46

Week 47

Week 48

Week 49

Week 50

Week 51

Week 52

Week 1

Week 2

Week 3

Week 4

Week 5

Week 6

Week 7

Week 8

Week 9

Week 10

Week 11

Week 12

Week 13

Week 14

Week 15

Week 16

Week 17

Week 18

Week 19

Week 20

Week 21

Week 22

Week 23

Week 24

Week 25

Week 26

Week 27

Week 28

Week 29

Week 30

Week 31

Week 32

Week 33

Week 34

Week 35

Week 36

Week 37

Week 38

Week 39

Week 40

Week 41

Week 42

Week 43

Week 44

Week 45

Week 46

Week 47

Week 48

Week 49

Week 50

Week 51

Week 52

Week 1

Week 2

Week 3

Week 4

Week 5

Week 6

Week 7

Week 8

Week 9

Week 10

Week 11

Week 12

Week 13

Week 14

Week 15

Week 16

Week 17

Week 18

Week 19

Week 20

Week 21

Week 22

Week 23

Week 24

Week 25

Week 26

Week 27

Week 28

Week 29

Week 30

Week 31

Week 32

Week 33

Week 34

Week 35

Week 36

Week 37

Week 38

Week 39

Week 40

Week 41

Week 42

Week 43

Week 44

Week 45

Week 46

Week 47

Week 48

Week 49

Week 50

Week 51

Week 52

Week 1

Week 2

Week 3

Week 4

Week 5

Week 6

Week 7

Week 8

Week 9

Week 10

Week 11

Week 12

Week 13

Week 14

Week 15

Week 16

Week 17

Week 18

Week 19

Week 20

Week 21

Week 22

Week 23

Week 24

Week 25

Week 26

Week 27

Week 28

Week 29

Week 30

Week 31

Week 32

Week 33

Week 34

Week 35

Week 36

Week 37

Week 38

Week 39

Week 40

Week 41

Week 42

Week 43

Week 44

Week 45

Week 46

Week 47

Week 48

Week 49

Week 50

Week 51

Week 52

Week 1

Week 2

Week 3

Week 4

Week 5

Week 6

Week 7

Week 8

Week 9

Week 10

Week 11

Week 12

Week 13

Week 14

Week 15

Week 16

Week 17

Week 18

Week 19

Week 20

Week 21

Week 22

Week 23

Week 24

Week 25

Week 26

Week 27

Week 28

Week 29

Week 30

Week 31

Week 32

Week 33

Week 34

Week 35

Week 36

Week 37

Week 38

Week 39

Week 40

Week 41

Week 42

Week 43

Week 44

Week 45

Week 46

Week 47

Week 48

Week 49

Week 50

Week 51

Week 52

Week 1

Week 2

Week 3

Week 4

Week 5

Week 6

Week 7

Week 8

Week 9

Week 10

Week 11

Week 12

Week 13

Week 14

Week 15

Week 16

Week 17

Week 18

Week 19

Week 20

Week 21

Week 22

Week 23

Week 24

Week 25

Week 26

Week 27

Week 28

Week 29

Week 30

Week 31

Week 32

Week 33

Week 34

Week 35

Week 36

Week 37

Week 38

Week 39

Week 40

Week 41

Week 42

Week 43

Week 44

Week 45

Week 46

Week 47

Week 48

Week 49

Week 50

Week 51

Week 52

Week 1

Week 2

Week 3

Week 4

Week 5

Week 6

Week 7

Week 8

Week 9

Week 10

Week 11

Week 12

Week 13

Week 14

Week 15

Week 16

Week 17

Week 18

Week 19

Week 20

Week 21

Week 22

Week 23

Week 24

Week 25

Week 26

Week 27

Week 28

Week 29

Week 30

Week 31

Week 32

Week 33

Week 34

Week 35

Week 36

Week 37

Week 38

Week 39

Week 40

Week 41

Week 42

Week 43

Week 44

Week 45

Week 46

Week 47

Week 48

Week 49

Week 50

Week 51

Week 52

Week 1

Week 2

Week 3

Week 4

Week 5

Week 6

Week 7

Week 8

Week 9

Week 10

Week 11

Week 12

Week 13

Week 14

Week 15

Week 16

Week 17

Week 18

Week 19

Week 20

Week 21

Week 22

Week 23

Week 24

Week 25

Week 26

Week 27

Week 28

Week 29

Week 30

Week 31

Week 32

Week 33

Week 34

Week 35

Week 36

Week 37

Week 38

Week 39

Week 40

Week 41

Week 42

Week 43

Week 44

Week 45

Week 46

Week 47

Week 48

Week 49

Week 50

Week 51

Week 52

Week 1

Week 2

Week 3

Week 4

Week 5

Week 6

Week 7

Week 8

Week 9

Week 10

Week 11

Week 12

Week 13

Week 14

Week 15

Week 16

Week 17

Week 18

Week 19

Week 20

Week 21

Week 22

Week 23

Week 24

Week 25

Week 26

Week 27

Week 28

Week 29

Week 30

Week 31

Week 32

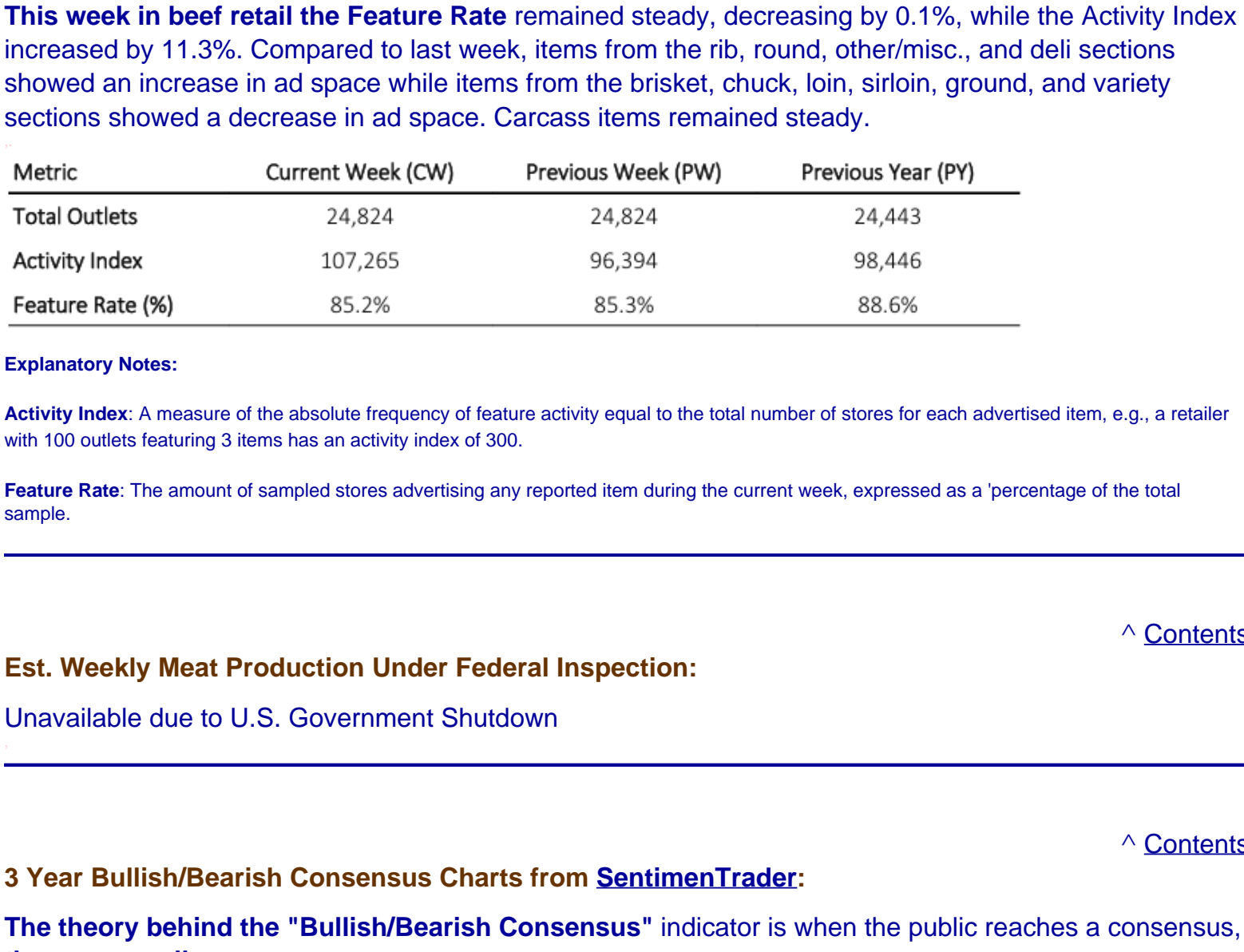
Week 33

Week 34

Week 35

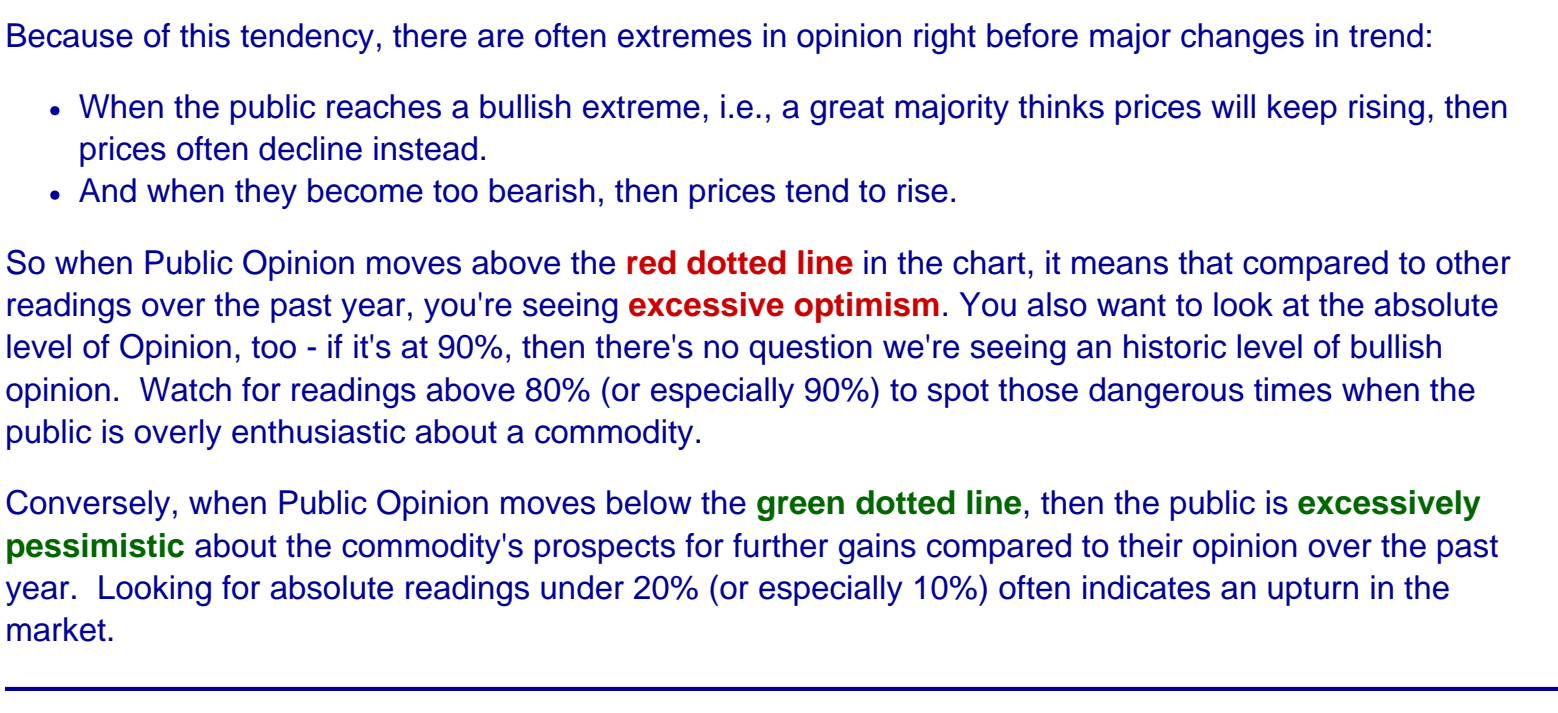
Week 36

Week 37



USDA National Steer & Heifer Estimated Grading Percent Report:

Released by USDA Market News Service for last week.



Last Week's Trade Data:

Beef:

Unavailable due to U.S. Government Shutdown

Unavailable due to U.S. Government Shutdown

USDA National Retail Beef Report:

National Summary of Advertised Prices for Beef at Major Retail Supermarket Outlets

This week in beef retail the **Feature Rate** remained steady, decreasing by 0.1%, while the **Activity Index** increased by 11.3%. Compared to last week, items from the rib, round, other/misc., and deli sections showed an increase in ad space while items from the brisket, chuck, loin, sirloin, ground, and variety sections showed a decrease in ad space. Carcass items remained steady.

| Metric | Current Week (CW) | Previous Week (PW) | Previous Year (PY) |
|------------------|-------------------|--------------------|--------------------|
| Total Outlets | 24,824 | 24,824 | 24,443 |
| Activity Index | 107,265 | 96,394 | 98,446 |
| Feature Rate (%) | 85.2% | 85.3% | 88.6% |

Explanatory Notes:

Activity Index: A measure of the absolute frequency of feature activity equal to the total number of stores for each advertised item, e.g., a retailer with 100 outlets featuring 3 items has an activity index of 300.

Feature Rate: The amount of sampled stores advertising any reported item during the current week, expressed as a percentage of the total sample.

Unavailable due to U.S. Government Shutdown

Est. Weekly Meat Production Under Federal Inspection:

Unavailable due to U.S. Government Shutdown

3 Year Bullish/Bearish Consensus Charts from Sentimentrader:

The theory behind the "Bullish/Bearish Consensus" indicator is when the public reaches a consensus, they are usually wrong:

- They get too bullish after prices have risen and too bearish after they have already fallen.

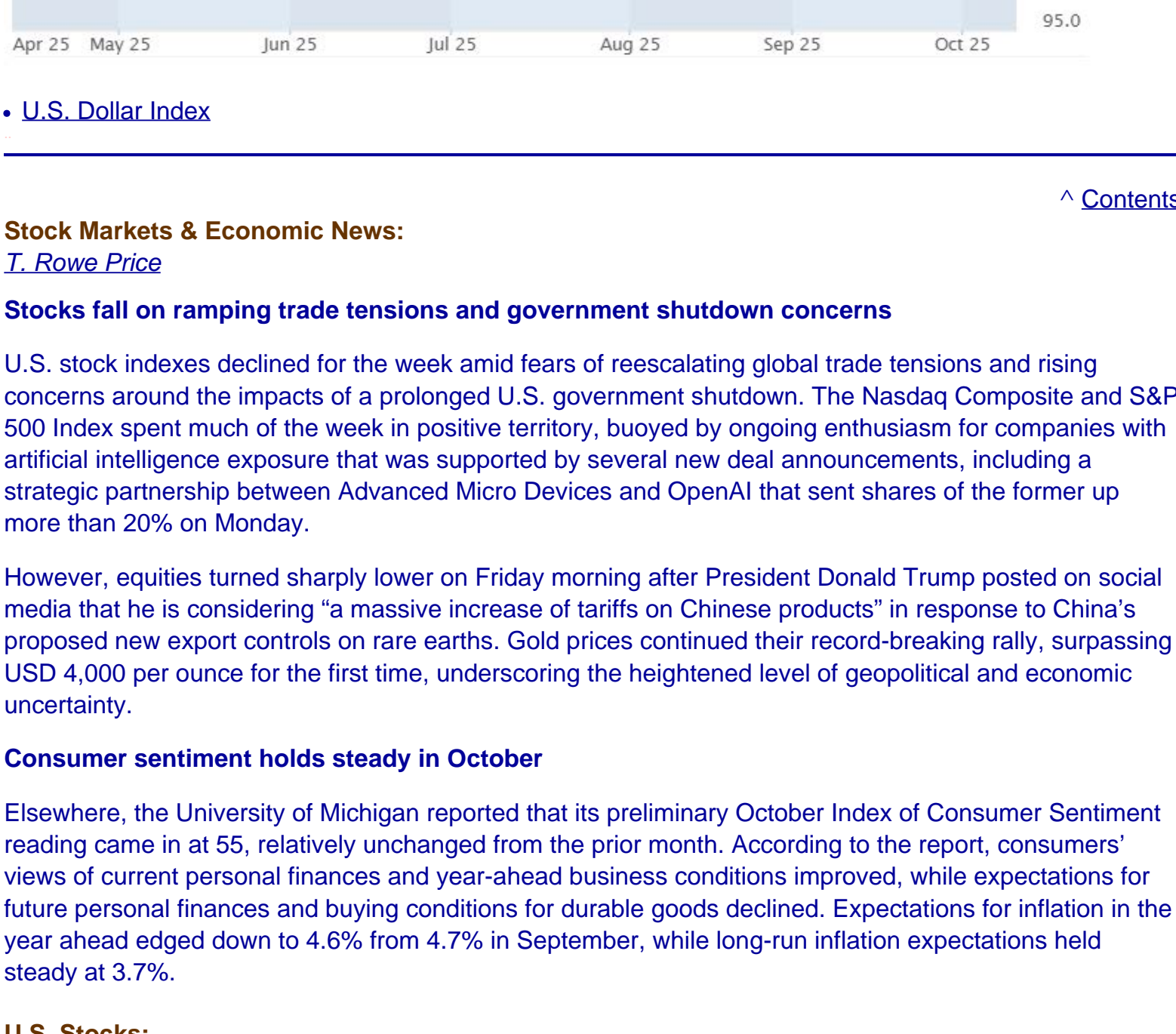
Because of this tendency, there are often extremes in opinion right before major changes in trend:

- When the public reaches a bullish extreme, i.e., a great majority thinks prices will keep rising, then prices often decline instead.
- And when they become too bearish, then prices tend to rise.

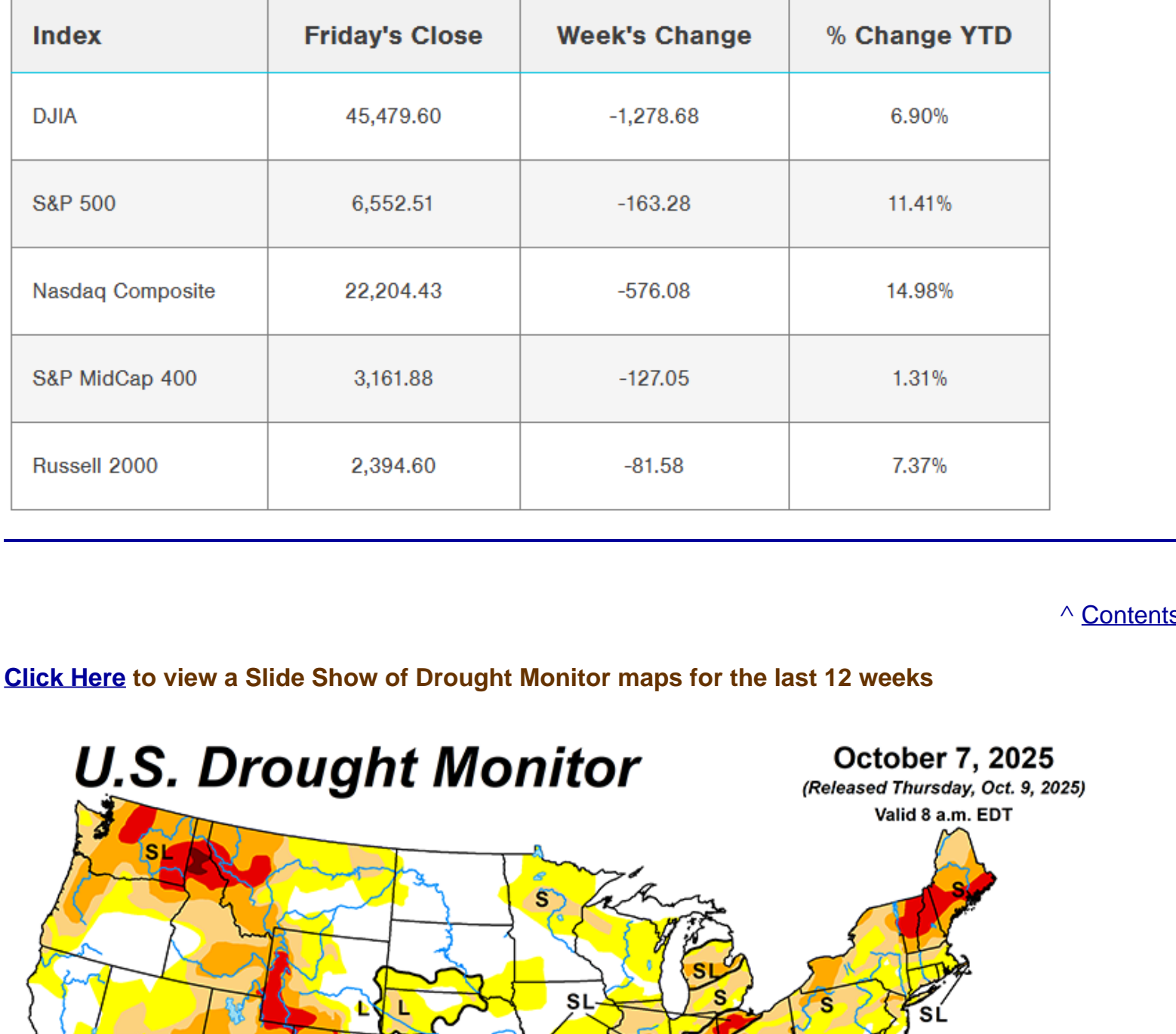
So when Public Opinion moves above the **red dotted line**, it means that the market is becoming **overly optimistic**. You also want to look at the absolute level of Opinion, too - if it's at 90%, then there's no question we're seeing an historic level of bullish opinion. Watch for readings above 80% (or especially 90%) to spot those dangerous times when the public is overly enthusiastic about a commodity.

Conversely, when Public Opinion moves below the **green dotted line**, then the public is **excessively pessimistic** about the commodity's prospects for further gains compared to their opinion over the past year. Looking for absolute readings under 20% (or especially 10%) often indicates an upturn in the market.

Cattle Bullish/Bearish Consensus: 3 Year Chart

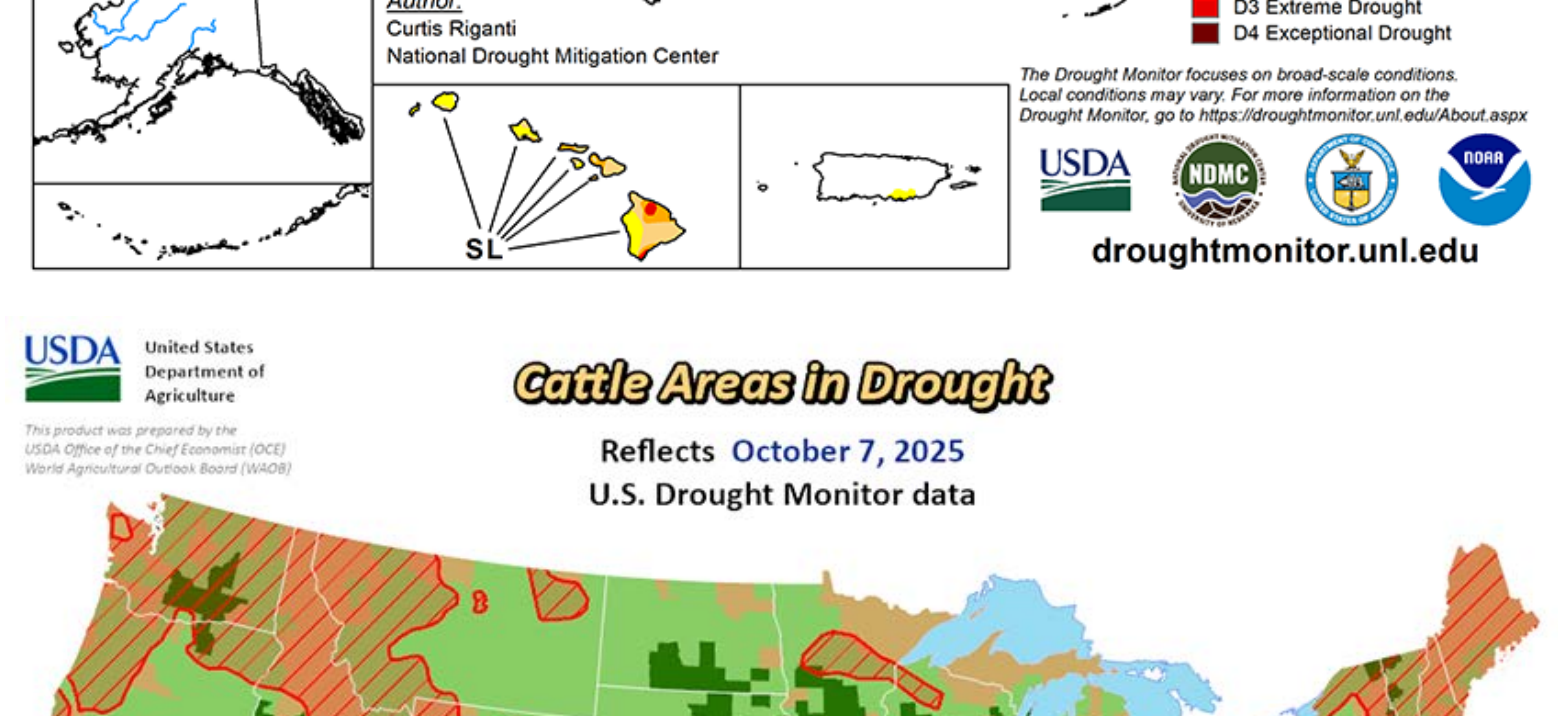


Corn Bullish/Bearish Consensus: 3 Year Chart



U.S. Dollar - 6 Month Chart:

Over the past 5 years, an average of around 12% of U.S. beef production has been exported, making exports an extremely important factor affecting beef and cattle prices. A strong dollar depresses export demand.



• U.S. Dollar Index

Unavailable due to U.S. Government Shutdown

Stock Markets & Economic News:

T. Rowe Price

Stocks fall on ramping trade tensions and government shutdown concerns

U.S. stock indexes declined for the week amid fears of reescalating global trade tensions and rising concerns around the impacts of a prolonged U.S. government shutdown. The Nasdaq Composite and S&P 500 Index spent much of the week in positive territory, buoyed by ongoing enthusiasm for companies with artificial intelligence exposure that was supported by several new deal announcements, including a strategic partnership between Advanced Micro Devices and OpenAI that sent shares of the former up more than 20% on Monday.

However, equities turned sharply lower on Friday morning after President Donald Trump posted on social media that he is considering "a massive increase of tariffs on Chinese products" in response to China's proposed new export controls on rare earths. Gold prices continued their record-breaking rally, surpassing USD 4,000 per ounce for the first time, underscoring the heightened level of geopolitical and economic uncertainty.

Consumer sentiment holds steady in October

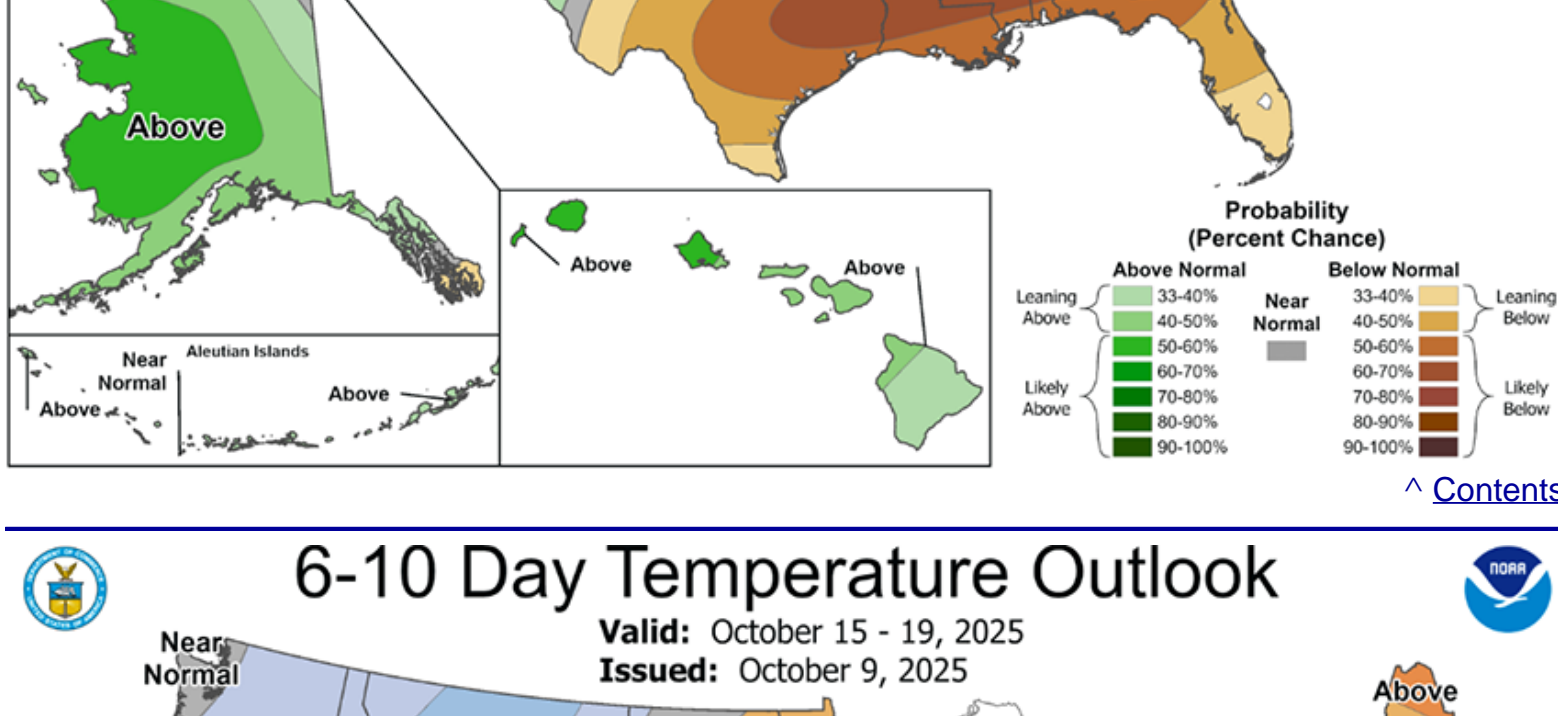
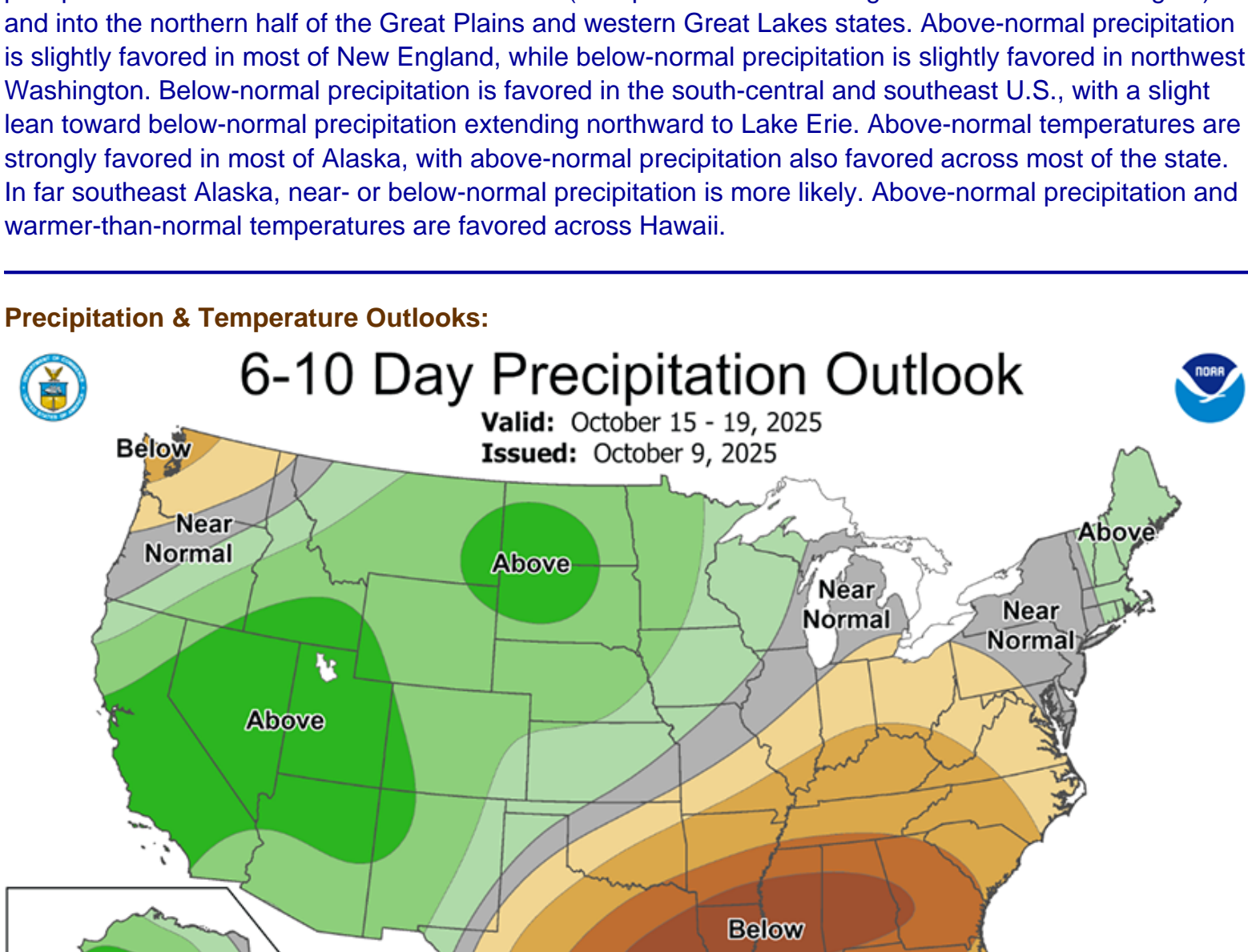
Elsewhere, the University of Michigan reported that its preliminary October Index of Consumer Sentiment reading came in at 55, relatively unchanged from the prior month. According to the report, consumers' views of current personal finances and year-ahead business conditions improved, while expectations for future personal finances and buying conditions for durable goods declined. Expectations for inflation in the year ahead edged down to 4.6% from 4.7% in September, while long-run inflation expectations held steady at 3.7%.

U.S. Stocks:

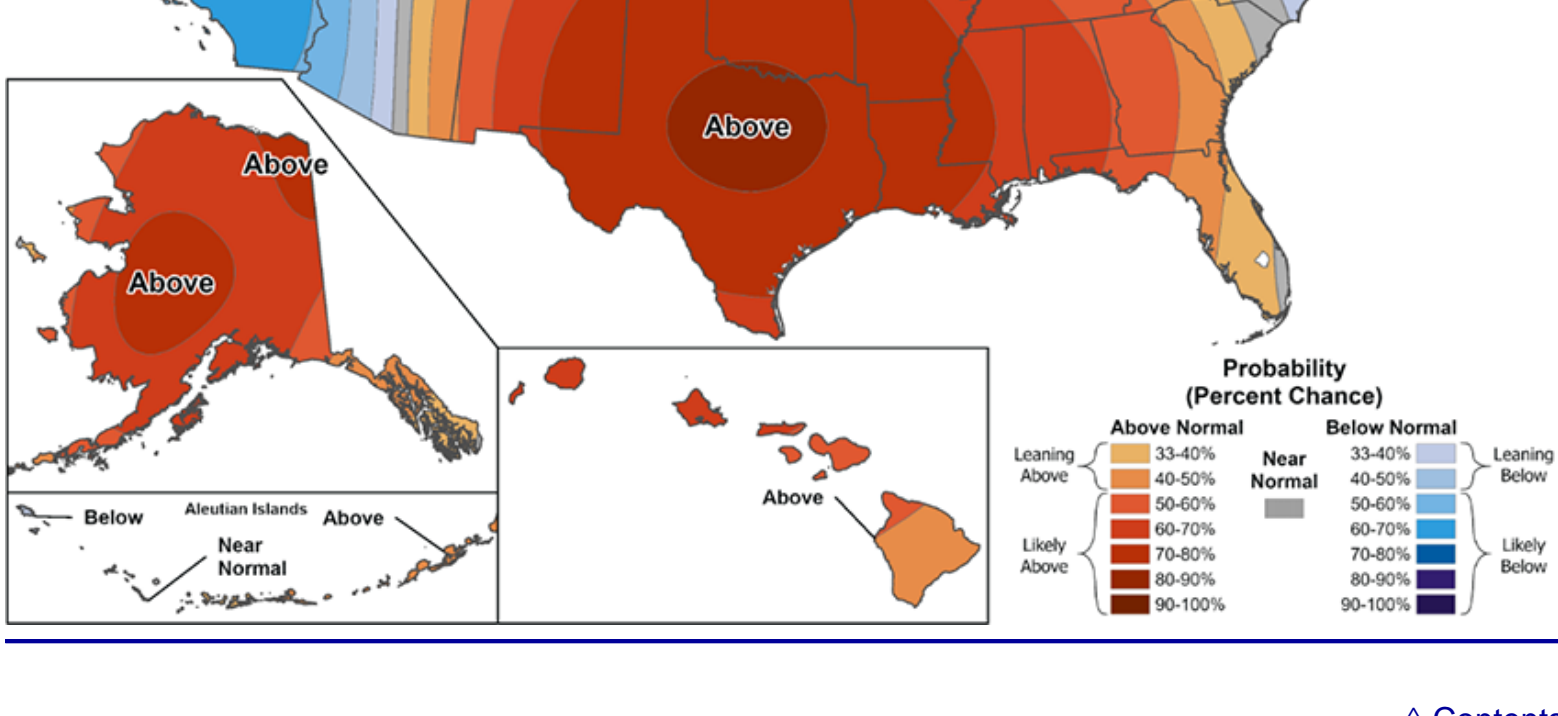
| Index | Friday's Close | Week's Change | % Change YTD |
|------------------|----------------|---------------|--------------|
| DJIA | 45,479.60 | -1,278.68 | 6.90% |
| S&P 500 | 6,552.51 | -163.28 | 11.41% |
| Nasdaq Composite | 22,204.43 | -576.08 | 14.98% |
| S&P MidCap 400 | 3,161.88 | -127.05 | 1.31% |
| Russell 2000 | 2,394.60 | -81.58 | 7.37% |

Unavailable due to U.S. Government Shutdown

Click Here to view a Slide Show of Drought Monitor maps for the last 12 weeks



Canadian 90-Day Percent of Average Precipitation:

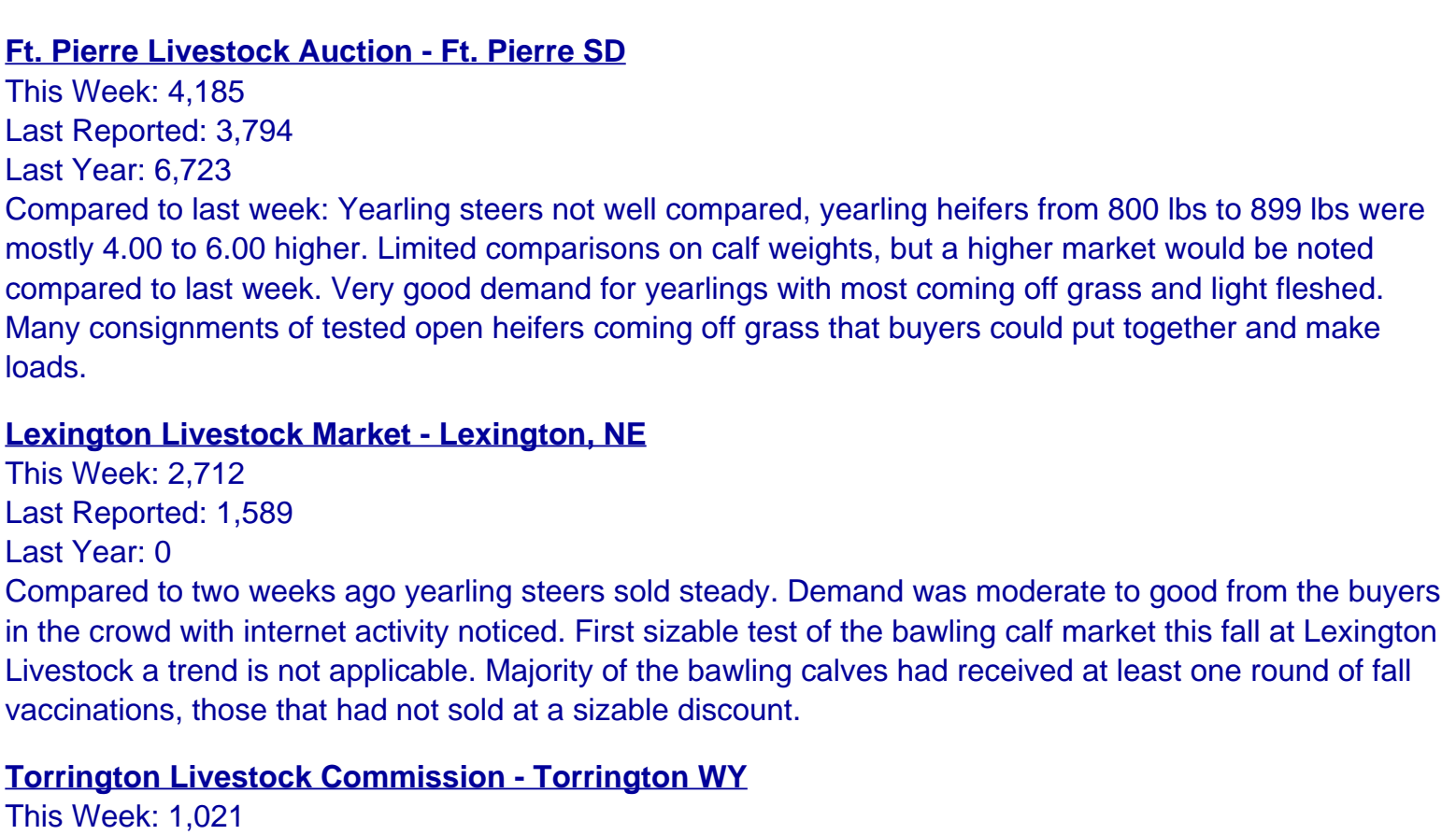
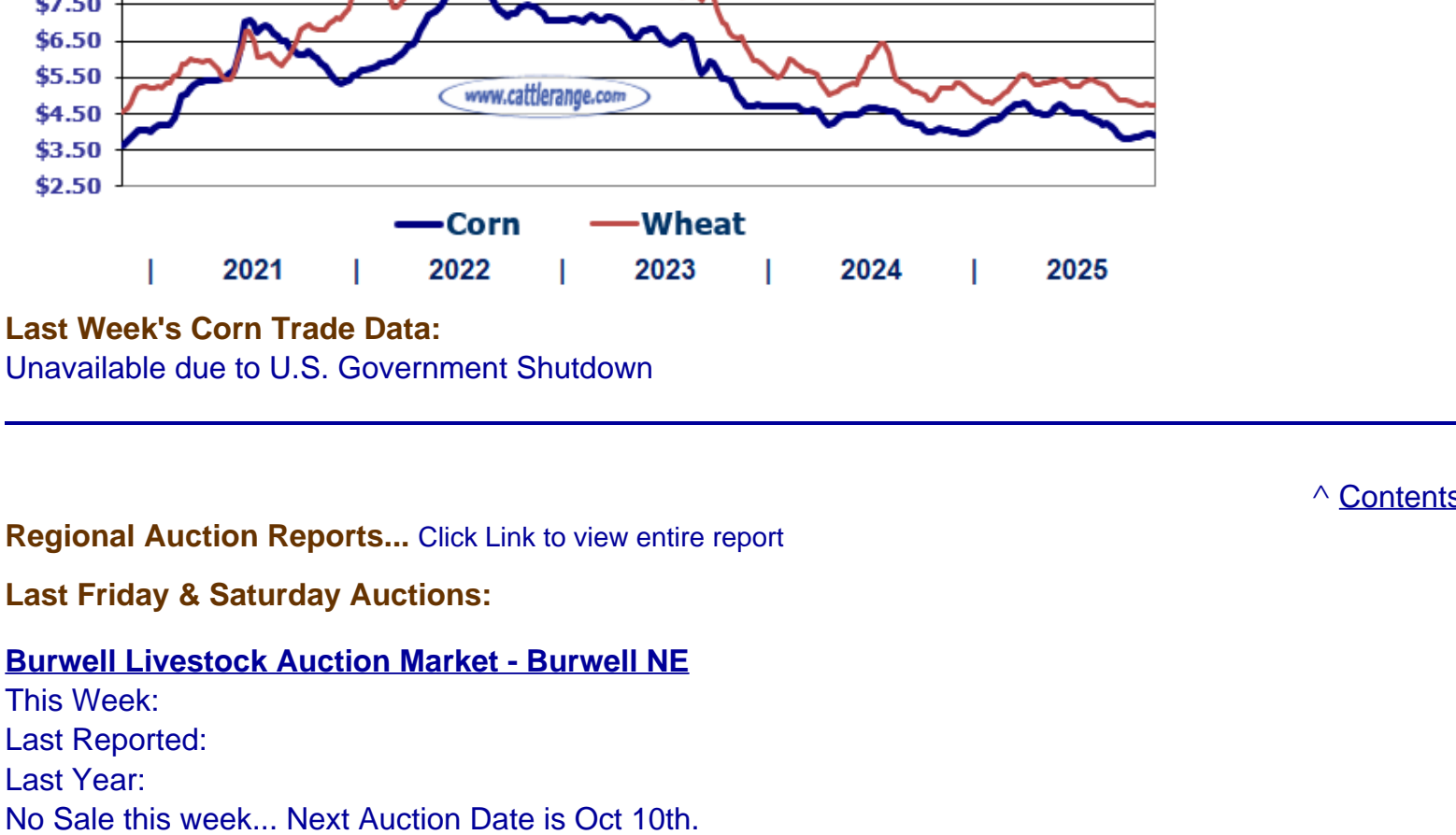


Looking ahead...

The **NWS forecast** covering the period from **October 8 to October 13** calls for an inch or more of precipitation from northwest California northward through northwest Washington. The WPC is also forecasting areas west of the Continental Divide in New Mexico and Colorado, as well as much of Arizona and Utah, to receive over 1 inch of precipitation, with some areas in Arizona and southwest Colorado forecast to receive over 3 inches. Forecast precipitation amounts dwindle north of Utah, though portions of Idaho and Montana may receive a half inch or more during this period. Heavy rain amounts are possible from the east coast of Florida northwards through the Atlantic Coast to southern New England. As of the afternoon of Wednesday, October 8, the east coast of Florida and the coasts of North Carolina and Virginia, as well as the Delmarva Peninsula, New Jersey appear most in line to receive at least 1.5 inches of rain, with higher amounts possible. However, given the forecasted light gradient in rainfall amounts, small shifts in the track of the storm system may significantly impact how much rain falls in any particular location along or near the East Coast. Meanwhile, across most of the Great Plains, Midwest and South, mostly dry weather is forecast.

Looking ahead to October 14-18, the National Weather Service Climate Prediction Center forecast favors warmer-than-normal weather across most of the central and eastern Contiguous U.S., especially in the southern Great Plains and Lower Mississippi River Valley. Cooler-than-normal weather is favored across much of California, Nevada, Oregon, Idaho, Washington and western Montana. Above-normal precipitation is favored across most of the West (except for northwest Oregon and most of Washington) and into the northern half of the Great Plains and western Great Lakes states. Above-normal precipitation is slightly favored in most of New England, while below-normal precipitation is slightly favored in northwest Washington. Below-normal precipitation is favored in the south-central and southeast U.S., with a slight lean toward below-normal precipitation with above-normal precipitation to Lake Erie. Above-normal temperatures are strongly favored in most of Alaska, with above-normal precipitation also favored across most of the state. In far southeast Alaska, near- or below-normal precipitation is more likely. Above-normal precipitation and warmer-than-normal temperatures are favored across Hawaii.

Precipitation & Temperature Outlooks:



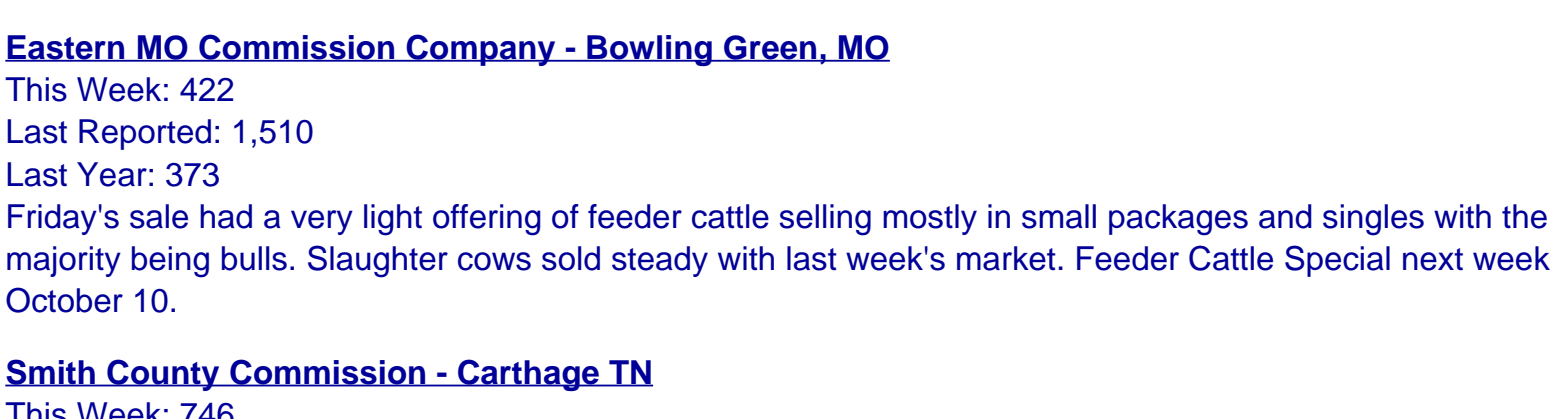
Corn Crop & Pasture Conditions:

Unavailable due to U.S. Government Shutdown

Weekly Grain Market Review:

| Grain Prices | 10/10/25 | Last Week | 1 Month Ago | 1 Year Ago | 5 Yr. Avg. |
|--------------------|----------|-----------|-------------|------------|------------|
| Omaha Corn | 3.92 | 3.87 | 3.90 | 3.95 | 5.52 |
| Kansas City Wheat | 4.75 | 4.71 | 4.78 | 5.45 | 6.69 |
| Dec. Corn Futures | 4.1300 | 4.1900 | 4.3000 | 4.1575 | 5.3813 |
| Dec. Wheat Futures | 4.9850 | 5.1525 | 5.2350 | 5.9900 | 6.7738 |

5 Year Moving Average - Corn & Wheat - October 10, 2025



Last Week's Corn Trade Data:

Unavailable due to U.S. Government Shutdown

Unavailable due to U.S. Government Shutdown

Regional Auction Reports... Click Link to view entire report

Last Friday & Saturday Auctions:

Burwell Livestock Auction Market - Burwell NE

This Week: 1,021
Last Reported: 940
Last Year: 1,509
No sale this week... Next Auction Date is Oct 10th.

Ft. Pierre Livestock Auction - Ft. Pierre SD

This Week: 4,185
Last Reported: 3,794
Last Year: 6,723
Compared to last week: Yearling steers not well compared, yearling heifers from 800 lbs to 899 lbs were mostly 4.00 to 6.00 higher. Limited commodities on calf weanings, but a higher market would be noted compared to last week. Very good demand for yearlings with most coming off grass and light finished. Many consignments of tested open heifers coming off grass that buyers could put together and make loads.

Lexington Livestock Market - Lexington, NE

This Week: 2,712
Last Reported: 1,589
Last Year: 0
Compared to two weeks ago yearling steers sold steady. Demand was moderate to good from the buyers in the crowd with internet activity noticed. First sizable test of the bawling calf market this fall at Lexington Livestock a trend is not applicable. Majority of the bawling calves had received at least one round of fall vaccinations, those that had not sold at a sizable discount.

Torrington Livestock Commission - Torrington WY

This Week: 1,021
Last Reported: 940
Last Year: 1,509
Compared to last week: Slaughter and feeder cows traded 1.00 to 3.00 higher. Slaughter bulls traded steady. A nice offering with several long string of feeding type cows.

Cattlemen's Livestock Auction - Bison NM

This Week: 687
Last Reported: 1,214
Last Year: 1,188
Compared to last week: Steer calves were steady to 5.00 higher, while heifer calves sold 5.00-7.00 lower. Feeder steers and heifers sold 5.00-7.00 higher. Slaughter cows sold 3.00-5.00 lower, while slaughter bulls traded steady. Trade moderate and demand good.

Santa Teresa Livestock Auction (Imported Mexican Cattle) - Santa Teresa NM

Due to the New World screwworm, the border has been closed for livestock imports until further notice. The suspension will continue on a month-by-month basis.

Eastern MO Commission Company - Bowling Green, MO

This Week: 422
Last Reported: 1,510
Last Year: 373
Friday's sale had a very light offering of feeder cattle selling mostly in small packages and singles with the majority being bulls. Slaughter cows sold steady with last week's market. Feeder Cattle Special next week October 10.

Smith County Commission - Carthage TN

This Week: 746
Last Reported: 700
Last Year: 1,076
Compared to last week Feeder Steers 6.00 to 9.00 lower; Feeder Heifers steady to 5.00 higher; Feeder Bulls under 550lbs mostly steady, over 550lbs 5.00 to 8.00 lower; Quality good with moderate demand; Slaughter Cows 5.00 to 7.00 lower on a light test with poor quality; Slaughter Bulls mostly steady.

Carolina Stockyards - Livestock Auction - Siler City, NC

This Week: 912
Last Reported: 916
Last Year: 1,135
Slaughter cattle were 2.00 lower this week compared to last week. Feeder cattle were 5.00 to 6.00 lower this week compared to last week. Demand was moderate; market activity and buyer interest were moderate. Offerings moderate with quality average.

Monday Auctions:

Sioux Falls Regional Livestock Report - Worthing SD

This Week: 893
Last Reported: 3,056
Last Year: 2,664
Compared to last week: A light run of feeder cattle today, yearling feeder steers not well compared, yearling feeder heifers sold with lower undertones. Spring born calves not well tested. Moderate to good demand for yearlings, better demand seen for steers than for heifers.

Tri-State Livestock Auction Market - McCook NE

This Week: 1,445
Last Reported: 710
Last Year: 672
Compared to last week: Feeder steers sold unevenly steady. Feeder heifers 500 lbs and under sold steady. Feeder heifers over 500 lbs sold 2.00 to 4.00 lower. Slaughter cows and bulls sold steady.

Tuesday Auctions:

Miles City Livestock Commission Auction - Miles City, MT

This Week: 2,334
Last Reported: 1,136
Last Year: 1,784
Compared to last week: Yearling steers and heifers were too lightly tested develop any market trend. Steer calves over 450 lbs offered the best comparisons this week selling sharply higher, in a narrow comparison. Heifer calves were too lightly tested last week to develop an accurate market trend, however higher to sharply higher undertones were noticed. Demand was mostly good to very good for moderate offerings.

Winter Livestock Auction - Riverton, WY

This Week: 3,030
Last Reported: 1,951
Last Year: 3,458
Compared to last Tuesday on a Calf and Yearling Special; few cows and bulls with no market comparisons (Cows and Bulls will sell on Fridays) Yearlings on a light test with only few comparisons available, 1000 lb plus steers steady to 20.00 higher. Most advances on feeder steers weighing 350 lbs instances 20.00, 20.00-25.00 higher with four weights selling 5.00-15.00 higher. Feeder heifers sold unevenly five weights sold higher from 8.00 higher to 8.00 lower. Supply was moderate with good demand. The weaned and vaccinated higher quality cattle were in high demand.

Winter Livestock - La Junta CO

This Week: 2,163
Last Reported: 1,263
Last Year: 2,236
Trade activity and demand was good. Feeder steers sold mostly 5.00 to 7.00 higher with instances of sharply higher across all weight classes. Feeder heifers sold mostly 8.00 to 9.00 higher with instances of sharply higher across all weight classes. The next regular sale will be next Tuesday October 14, 2025.

Callaway Livestock Center - Kingdom City MO

This Week: 1,424
Last Reported: 1,833
Last Year: 1,453
Compared to last week, steer calves under 600 lbs on a light offering and heifer calves under 650 lbs sold steady to firm on the better quality weaned calves, with 750-800 lb steers trading firm to 2.00 higher. Demand was good on a light to moderate offering. Feeder calves are selling in a wide range with the variation ranging from unweaned, right off the cow, to short weaned 30 days or less to over 45 days with vaccination programs from no shots to 2 rounds, with quality and condition and weather all making a difference.

Mid-South Livestock - Unionville TN

This Week: 576
Last Reported: 966
Last Year: 1,067
Compared to last week, Feeder Steers 4.00-10.00 higher with instances of 15.00 higher; Feeder Bulls under 550 lbs 5.00-10.00 higher, over 550 lbs steady to 5.00 lower; Feeder Heifers 5.00-15.00 higher with instances of 20.00 higher; Slaughter Cows mostly steady; Slaughter Bulls mostly steady.

Saluda Livestock Exchange - Saluda, SC

This Week: 814
Last Reported: 941
Last Year: 380
No comparisons made this week due to no report last week. Moderate offerings of plain to average quality cattle with active buyer participation.

United Producers Inc. - Harned KY

This Week: 779
Last Reported: 710
Last Year: 672
Compared to last week: Feeder steers sold unevenly steady. Feeder heifers 500 lbs and under sold steady. Feeder heifers over 500 lbs sold 2.00 to 4.00 lower. Slaughter cows and bulls sold steady.

Tuesday Auctions:

Miles City Livestock Commission Auction - Miles City, MT

This Week: 2,334
Last Reported: 1,136
Last Year: 1,784
Compared to last week: Yearling steers and heifers were too lightly tested develop any market trend. Steer calves over 450

OKC West Livestock Auction - El Reno, OK

This Week: 2,553
Last Reported: 2,435
Last Year: 7,313

Compared to last week: Steer calves 4.00-10.00 lower except 500-600lbs 20.00 higher. Heifer calves unevenly steady. Quality mostly plain. It's October, and much like the changing weather, cattle prices have become inconsistent as buyers grow more cautious due to calf health concerns.

Lonestar Stockyards - Wildorado, TX

This Week: 1,531
Last Reported: 1,238
Last Year: 1,358

Compared to last week: Feeder steers and heifers traded mostly steady on limited comparable sales. Steer and heifer calves traded mostly firm to 5.00 higher. A bigger run of calves was on offer today due in part to the Texas Angus Association Calf sale bringing in some high quality calves. Notable discounts were applied to short weaned or unweaned calves as we move into October and the weather becomes more volatile. Trading activity was moderate to active on good buyer demand. Slaughter cows and bulls traded weak on a light test.

Ozarks Regional Stockyards - West Plains MO

This Week: 1,759
Last Reported: 1,749
Last Year: 1,927

Compared to last week, feeder steers and heifers were not well tested however undertones were unevenly steady. Steer and heifer calves sold 8.00-12.00 higher with spots 20.00 higher. Demand was very good on a light to moderate supply. The largest draft of the day was 155 head of 615 lb. steers that sold for 390.50 which was 10.50 higher than a 92 head comparable draft last week.

Mid-State Stockyards LLP - Letohatchee, AL

This Week:
Last Reported:
Last Year:
No sale reported.

Calhoun Stockyard - Calhoun, GA

This Week: 356
Last Reported: 252
Last Year: 440

Compared to a week ago, Slaughter cows 4.00 to 7.00 higher, Slaughter bulls 3.00 to 5.00 higher, Replacement cows mostly steady, Feeder steers 3.00 to 6.00 higher, Feeder heifers 4.00 to 6.00 higher, Feeder bulls 5.00 to 7.00 higher.

Blue Grass Stockyards - Lexington, KY

This Week: 320
Last Reported: 678
Last Year: 928

Compared to last Tuesday the feeder market appeared stronger in spots with a smaller, but average quality offering. No trends in the feeder steer market due to limited head to head comparisons, however the yearling steers appeared stronger and with good demand. Feeder heifers 400-500 lbs were 4.00 to 6.00 higher, while the 500-600 lbs heifers were steady with a limited supply and good demand.

Producers Livestock Auction - Salina, UT

This Week: 2,142
Last Reported: 2,166
Last Year: 1,950

Compared to last week, feeder steers sold sharply higher, while feeder heifers sold unevenly steady on calves and yearlings. Slaughter cows sold mostly steady, while slaughter bulls sold steady to 3.00 lower. Trade was active with good demand and heavy supply.

Wednesday Auctions:

Huss City Livestock Auction - Aberdeen SD

This Week: 3,142
Last Reported: 2,519
Last Year: 5,134

Compared to last week: yearling steers not well compared, best test on yearling heifers 950 to 999 lbs 2.00 to 3.00 lower. Good to very good demand for yearling cattle today. Both grass and yard cattle in the offering including several strings of heifers off grass. Quality on packages varied with a few more plain cattle in the mix, loads and packages mostly average to attractive.

Bassett Livestock Auction - Bassett NE

This Week: 1,785
Last Reported: 1,740
Last Year: 0

A limited number of comparable offerings from last week with 1000 lbs steers trading 10.00 higher. Demand was good with several buyers and active internet bidding.

Huss Platte Valley Auction - Kearney NE

This Week: 1,705
Last Reported: 2,796
Last Year: 2,142

First sizable test of the spring calf market this fall at Huss Livestock a trend is not applicable. Demand was moderate to good from the buyers in the crowd with internet activity noticed. Almost all the calves had received one round of live vaccinations and some were weaned at least 40 days.

OKC West Livestock Auction - El Reno OK

This Week: 5,711
Last Reported: 7,435
Last Year: 7,313

Compared to last week: Feeder steers and heifers 4.00-10.00 higher, some instance to 25.00 higher on steers. Demand very good for feeder cattle. We are on day 5 of a strong upward movement in cattle futures and buyers are becoming more optimistic. Steer calves 4.00-10.00 lower except 500-600lbs 20.00 higher. Heifer calves unevenly steady. Quality mostly plain.

Clovis Livestock Auction - Clovis, NM

This Week: 1,976
Last Reported: 1,904
Last Year: 886

Compared to last weeks sale: Steer calves 300-350 lbs sold 14.00 higher and 350-400 lbs were 10.00 lower while 400-450 lbs sold 20.00 higher with 450-550 lbs being steady -5.00 lower. 550-600 lbs sold 5.00 higher. Feeder steers 600-650 lbs were 5.00 higher and 650-850 lbs sold steady - 11.00 lower. Heifer calves 300-350 lbs were 5.00 lower and 350-450 lbs sold 5.00-10.00 higher with 500-550 lbs being 10.00 lower while 550-600 lbs sold 18.00 higher. Heifer yearlings 600-650 lbs were 3.00 higher and 650-700 lbs sold 3.00 lower while 700-750 lbs were 8.00 higher.

Winter Livestock Feeder Cattle Auction - Dodge City KS

This Week: 1,809
Last Reported: 4,055
Last Year: 2,071

Compared to last week, steers over 700 lbs sold 10.00 higher while 500 lbs to 650 lbs sold steady to 5.00 higher, and 300 lbs to 500 lbs sold 5.00 to 15.00 lower. Heifers over 600 lbs sold 4.00 to 12.00 higher while under 600 lbs sold steady, soft undertone. Slaughter cows sold steady to 4.00 to 5.00 higher. Moderate demand for moderate supply.

Bloomfield Livestock Market - Bloomfield, IA

This Week:
Last Reported:
Last Year:
Sale report unavailable.

Springfield Livestock Auction - Springfield MO

This Week: 1,046
Last Reported: 908
Last Year: 1,001

Compared to last week, steers sold mostly 3.00 to 8.00 lower, and the best test of 500lb to 650lb heifers sold 2.00 to 3.00 lower. Quality this week consisted of many short weaned and plain type calves. Demand was moderate to light on the plain calves on a moderate supply.

South Central Regional Stockyards - Vienna, MO

This Week: 1,186
Last Reported: 367
Last Year: 886

Compared to the last trending sale two weeks ago, feeder steers under 550 lbs 5.00-15.00 higher, over 550 lbs steady to firm. Feeder heifers under 650 lbs 10.00-15.00 lower, over 650 lbs steady to firm. Slaughter cows steady to 2.00 higher. Supply moderate.

Roanoke Stockyard - Roanoke AL

This Week: 1,053
Last Reported: 990
Last Year: 888

Feeder steers and heifers sold 2.00 to 4.00 higher, feeder bulls sold 4.00 to 6.00 higher. Slaughter cows sold 4.00 to 6.00 lower, slaughter bull sold 3.00 lower. Replacement cows and pairs sold mostly steady.

Blue Grass Stockyards - Albany KY

This Week: 363
Last Reported: 525
Last Year: 698

Compared to last week: Feeder steers and heifers sold mostly steady. Weaned, preconditioned feeders still bringing premiums. Slaughter cows and bulls sold steady.

Thursday Auctions:

Billings Livestock Commission Cattle Auction - Billings, MT

This Week: 3,340
Last Reported: 864
Last Year: 3,391

Compared to last week: Yearling steers and heifers were too lightly tested today to develop any market trend. Calves of both sexes sold sharply higher in a narrow compilation. Demand was very good for moderate offerings. Yearling quality was mostly plain to average today with many cut back cattle seen off earlier video sales.

Mitchell Livestock Auction - Mitchell SD

This Week:
Last Reported:
Last Year:
Sale report unavailable.

Valentine Livestock Auction - Valentine NE

This Week: 2,366
Last Reported: 3,290
Last Year: 2,900

No comparable offerings from last week's auction a trend will not be given. Demand was very good for the several lots of Sandhillis steers, just off the cow.

Apache Livestock Auction - Apache, OK

This Week: 2,468
Last Reported: 1,555
Last Year: 2,425

Compared to last week: Feeder steers 5.00 to 10.00 higher. Feeder heifers lower on a light test. Steer calves and heifer calves unevenly steady. Quality good to attractive with moderate demand. Slaughter cows 1.00 to 2.00 higher. Slaughter bulls 2.00 lower. A total of 572 cows and bulls sold with 43 percent going to packers.

Woodward Wtd Avg Cattle - Woodward OK

This Week: 2,100
Last Reported: 1,630
Last Year: 1,792

Compared to last week: Feeder steers 5.00 to 15.00 higher. Feeder heifers 5.00 to 10.00 higher. Steer calves 5.00 to 10.00 higher with instances 20.00 higher. Heifer calves steady. Demand was moderate to active. Quality average.

Winter Livestock Auction - Pratt KS

This Week: 2,314
Last Reported: 2,607
Last Year: 2,748

Compared to last week feeder steers and heifers 450 lb to 875 lb sold steady to 3.00 higher, however thin fleshed and reputation cattle sold up to 20.00 higher. Demand was good Slaughter cows sold 3.00 to 4.00 higher. Slaughter bulls sold steady.

Farmers & Ranchers Livestock - Salina KS

This Week: 1,948
Last Reported: 2,478
Last Year: 2,625

Nice offering of cattle today. Still getting a lot of cattle off grass. Steers over 800 lbs sold mostly 10.00 higher. Heifers there was not a good test, however a higher undertone was noted. The receipts were light to moderate with good demand.

Cattleman's Livestock Auction - Dalhart TX

This Week: 1,763
Last Reported: 2,246
Last Year: 1,855

Compared to last week: There were few comparable sales to determine a trend, however; a lower undertone was noted. Trade was somewhat moderate keeping with the offering of plainer type cattle. Fresh and unvaccinated cattle slipped further back from their long weaned counterparts. Slaughter cattle were steady with a good offering of beef cattle coming through the ring. Trade on slaughter cattle was moderate to active.

Tulia Livestock Auction - Tulia, TX

This Week: 1,222
Last Reported: 929
Last Year: 1,119

Compared to last week: Feeder steers and heifers were 1.00 to 5.00 higher on limited comparable sales. Demand was good.

New Cambria Livestock Market - New Cambria, MO

This Week:
Last Reported:
Last Year:
Sale report unavailable.

Bluegrass Stockyards South - Stanford KY

This Week: 702
Last Reported: 1,036
Last Year: 850

Compared to last Thursday: Feeder steers under 400 lbs sharply higher, over 400 lbs steady except 600-700 lbs they were 3.00-5.00 lower. Feeder heifers steady except 400-600 lbs they were 8.00-12.00 higher. Good demand for feeder and yearling classes. Slaughter cows 4.00-6.00 higher, Slaughter bulls steady, Good demand for slaughter classes.

Paris Stockyards - Paris KY

This Week: 1,393
Last Reported: 1,954
Last Year: 1,773

Compared to last Thursday feeder steers and heifers sold 2.00 to 4.00 higher. There was good to very good demand for feeder and yearling classes. Slaughter cows were steady with strong demand and slaughter bulls were steady to 2.00 higher

Toppenish Livestock Auction - Toppenish, WA

This Week: 1,690
Last Reported: 1,756
Last Year: 1,790

Compared to last Thursday, stocker and feeder cattle steady in a light test. Feeder cattle futures are up another \$3.55 to \$4.40 at midday. Dairy slaughter cows 2.00-6.00 lower. Slaughter cows 2.00-4.00 higher. Slaughter bulls firm. Trade moderate to active with moderate to good demand.

[^ Contents](#)

Direct Sales of Feeder & Stocker Cattle... [Click Link to view entire report](#)

Colorado Direct Cattle Report

This Week: 2,535
Last Reported: 1,881
Last Year: 3,337

Compared to last week: Not enough comparable trades to establish a trend. Demand good. Supply included: 100% Feeder Cattle (53.8% Steers, 46.2% Heifers). Feeder cattle supply over 600 lbs was 100%. Unless otherwise noted, Feeder Cattle prices FOB based on net weights after a 2-3% shrink or equivalent, with a 8-12 cent slide > 600 lbs. Livestock reported this week originated from CO, NC, OK, TN, TX.

Eastern Cornbelt Direct Cattle Report (IL/IN/MI/MN/OH/KY)

This Week: 1,893
Last Reported: 499
Last Year: 547

Compared to last week: Feeder steers not well tested for Current FOB trade. Feeder heifers 4.00 higher. Demand good and seller interest good. Supply included: 100% Feeder Cattle (34.5% Steers, 55.9% Heifers, 4.8% Beef/Dairy Steers, 4.8% Beef/Dairy Heifers). Feeder cattle supply over 600 lbs was 90%. Unless otherwise noted, Feeder Cattle prices FOB based on net weights after a 2-3% shrink or equivalent, with an 8-12 cent slide > 600 lbs. and up to a 25 cent slide < 600 lbs. Livestock reported this week originated from KY, OH.

Kansas Direct Feeder Cattle Report

This Week: 2,685
Last Reported: 1,793
Last Year: 5,580

Compared to last week: Feeder heifers traded mostly steady to 5.00 higher. Not enough comparable sales on feeder steers for a market trend. Buyer demand remains good. Supply included: 100% Feeder Cattle (33.3% Steers, 66.7% Heifers). Feeder cattle supply over 600 lbs was 88%. Unless otherwise noted, Feeder Cattle prices FOB based on net weights after a 2-3% shrink or equivalent, with a 8-12 cent slide > 600 lbs. Livestock reported this week originated from AR, CO, KS, OK, TX.

Missouri Direct Cattle Report

This Week:
Last Reported:
Last Year:
Feeder steers and heifers not established this week.

Montana Direct Cattle Report

This Week:
Last Reported:
Last Year:
No trades this week.

New Mexico Direct Cattle Report

This Week: 467
Last Reported: 308
Last Year: 881

Compared to last week: Not enough comparable sales for a market trend. Buyer demand was moderate to good. Supply included: 100% Feeder Cattle (14.6% Steers, 59.7% Heifers, 25.7% Beef/Dairy Steers, 1.2% Beef/Dairy Heifers). Feeder cattle supply over 600 lbs was 93%. Unless otherwise noted, Feeder Cattle prices FOB based on net weights after a 2-3% shrink or equivalent, with up to a 15 cent slide >600 lbs and up to a 20 cent slide <600 lbs. Livestock reported this week originated from NM.

Northwest Direct Cattle Report (WA/OR/ID/UT)

This Week: 863
Last Reported:
Last Year: 2,348

Compared to last week: No trades last week to compare for a trend. Demand good. Supply included: 100% Feeder Cattle (59.9% Steers, 40.1% Heifers). Feeder cattle supply over 600 lbs was 42%. Unless otherwise noted, Feeder Cattle prices FOB based on net weights after a 2-3% shrink or equivalent, with a 8-12 cent slide > 600 lbs. and 20 cent slide < 600 lbs. Livestock reported this week originated from ID, MT, WA.

Oklahoma Direct Cattle Report

This Week: 4,389
Last Reported: 2,325
Last Year: 3,986

Compared to last week: Feeder steers 750lbs 3.00 higher. Feeder heifers unevenly steady. Demand good. Supply included: 100% Feeder Cattle (49.1% Steers, 47% Heifers, 2.7% Beef/Dairy Steers, 1.2% Beef/Dairy Heifers). Feeder cattle supply over 600 lbs was 93%. Unless otherwise noted, Feeder Cattle prices FOB based on net weights after a 2-3% shrink or equivalent, with a 5-10 cent slide on calves, 3-6 cent slide on yearlings. Delivered prices included freight, commissions, and other expenses. Livestock reported this week originated from AL, AR, GA, MS, TN.

Southeast Direct Cattle Report (AL/AR/FL/GA/LA/MS/TN)

This Week:2,674
Last Reported: 1,435
Last Year: 773

No trend available. Supply included: 100% Feeder Cattle (37.7% Steers, 62.3% Heifers). Feeder cattle supply over 600 lbs was 96%. Unless otherwise noted, Feeder Cattle prices FOB based on net weights after a 2-3% shrink or equivalent, with up to a 15 cent slide >600 lbs and up to a 20 cent slide <600 lbs. Livestock reported this week originated from AL, AR, GA, MS, TN.

Southwest Direct Cattle Report (AZ/CA/NV)

This Week: 867
Last Reported: 815
Last Year: 709

Compared to last week, feeders sold steady. Trade active, demand good. Supply included: 100% Feeder Cattle (12.6% Steers, 77.9% Dairy Steers, 9.6% Heifers). Feeder cattle supply over 600 lbs was 0%. Unless otherwise noted, Feeder Cattle prices FOB based on net weights after a 2-3% shrink or equivalent, with a 5-10 cent slide on calves, 3-6 cent slide on yearlings. Delivered prices included freight, commissions, and other expenses. Livestock reported this week originated from AZ, KY.

Texas Direct Cattle Report

This Week: 14,176
Last Reported: 11,081
Last Year: 13,142

Compared to last week: Current FOB steers and heifers sold 3.00 to 8.00 higher. Demand was good. Supply included: 100% Feeder Cattle (49.1% Steers, 47% Heifers, 2.7% Beef/Dairy Steers, 1.2% Beef/Dairy Heifers). Feeder cattle supply over 600 lbs was 93%. Unless otherwise noted, Feeder Cattle prices FOB based on net weights after a 2-3% shrink or equivalent, with up to a 15 cent slide >600 lbs and up to a 20 cent slide <600 lbs. Livestock reported this week originated from AL, AZ, GA, IA, KS, KY, MS, NM, OH, OK, TN, TX.

Wyoming-Nebraska Direct Cattle Report

This Week:
Last Reported:
Last Year:
Direct trading was inactive in both reporting regions this week.

• [Extensive U.S. & Canadian Auction Results are available on The Cattle Range](#)

[^ Contents](#)

USDA Weekly Hay Reports: ["Click" on links for detailed report](#)

- Alabama
- California
- Colorado
- Idaho
- Iowa
- Kansas
- Missouri
- Montana
- Nebraska
- New Mexico
- Oklahoma
- Oregon
- South Dakota
- Texas
- WA/OR Columbia Basin
- Wyoming

[^ Contents](#)

Although all information is from sources believed to be accurate & timely, [The Cattle Range expressly disclaims all warranties, expressed or implied, as to the accuracy of any of the contents provided and shall not be liable for decisions or actions taken based on the data/information/opinions contained within.](#)