

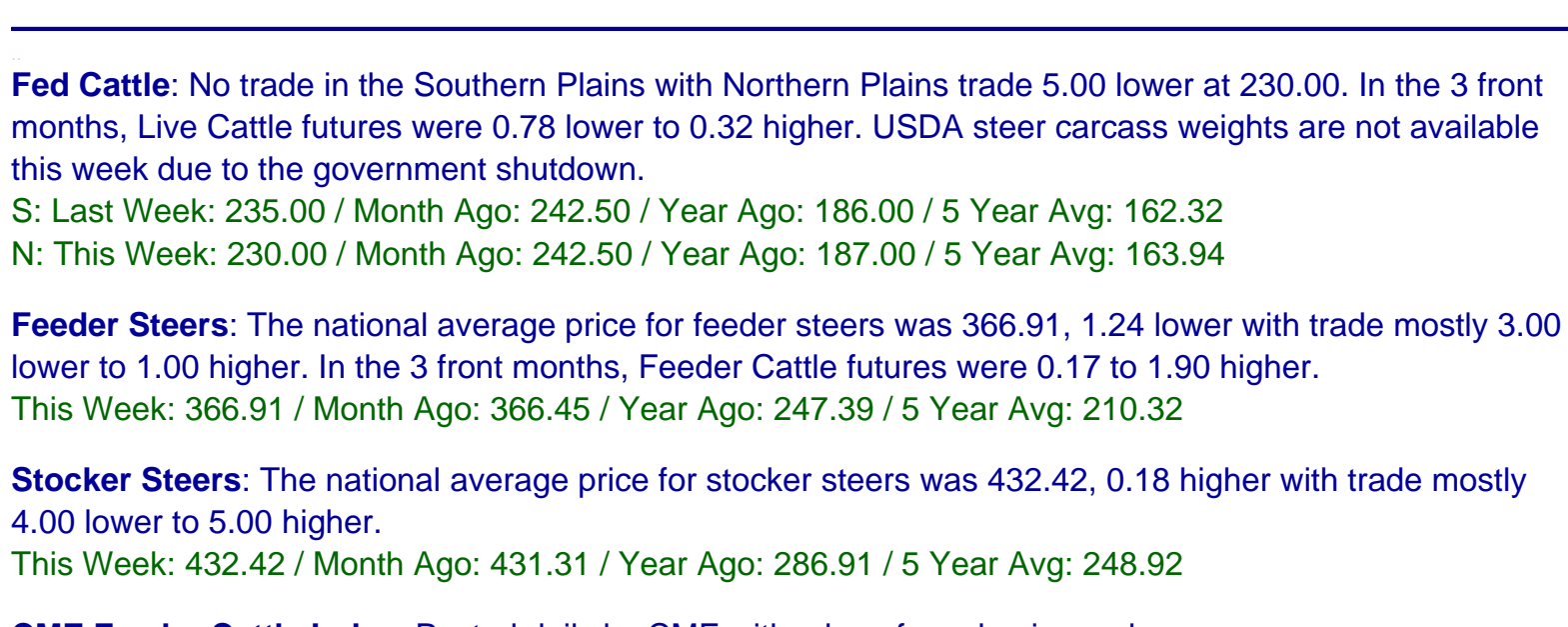
The Cattle Range

www.cattlerange.com

Weekly Market Summary

For the week ending October 3, 2025

Compared to last week, fed cattle trade in the Southern Plains was non-existent with Northern Plains trade lower. Feeder cattle were lower with stocker calves steady. Live cattle futures were mixed with feeder cattle futures slightly higher. The dressed beef cutouts continued their downward spiral.



[Click Here](#) to receive the WMS on Saturday mornings or to have it sent to friends & associates.

Fed Cattle: No trade in the Southern Plains with Northern Plains trade 5.00 lower at 230.00. In the 3 front months, Live Cattle futures were 0.78 lower to 0.32 higher. USDA steer carcass weights are not available this week due to the government shutdown.
S: Last Week: 235.00 / Month Ago: 242.50 / Year Ago: 186.00 / 5 Year Avg: 162.32
N: This Week: 230.00 / Month Ago: 242.50 / Year Ago: 187.00 / 5 Year Avg: 163.94

Feeder Steers: The national average price for feeder steers was 366.91, 1.24 lower with trade mostly 3.00 lower to 1.00 higher. In the 3 front months, Feeder Cattle futures were 0.17 to 1.90 higher.
This Week: 362.91 / Month Ago: 366.45 / Year Ago: 247.39 / 5 Year Avg: 210.32

Stocker Steers: The national average price for stocker steers was 432.42, 0.18 higher with trade mostly 4.00 lower to 5.00 higher.
This Week: 432.42 / Month Ago: 431.31 / Year Ago: 286.91 / 5 Year Avg: 248.92

CME Feeder Cattle Index: Posted daily by CME with a lag of one business day.
362.57... -2.47 - Historic High: 367.61 on 9/26/25
This Week: 362.57 / Month Ago: 363.96 / Year Ago: 246.78 / 5 Year Avg: 208.32

Boxed Beef Cutout: The Choice cutout was 9.16 lower at 362.27 and the Select cutout was 7.06 lower at 345.38. The Choice/Select spread is 16.89, 2.10 narrower.
This Week: 362.27 / Month Ago: 366.79 / Year Ago: 302.58 / 5 Year Avg: 293.96

Cutter Cow Cutout: 2.52 lower at 336.45.

Slaughter Cows: Trade mostly steady to 2.00 lower.

Total red meat production under Federal inspection unavailable this week due to the government shutdown.

Corn: December futures closed at 4.1900, 0.0300 lower.

Contents:

- Weekly Market Overview
- Stocker & Feeder Cattle Weekly Receipts
- Feeder & Stocker Steer Prices
- 5 Year Moving Avg. - Stocker, Feeder, & Fed Steers
- Regional Auction Reports
- Direct Sales of Feeder & Stocker Cattle by State
- Cattle Futures' Long-Term Market Outlook
- Mexican Feeder Cattle Weekly Import Summary
- Chart of the Week
- Photo of the Week
- "Shootin' the Bull" Weekly Analysis
- Fed Cattle
- Feedyard Closeouts: Profit/(Loss)
- Feeder Steers/Corn Correlation
- Slaughter Cattle by Class
- Canadian Fed Cattle
- Boxed Beef Cutouts
- USDA National Retail Beef Report
- Est. Weekly Meat Production Under Federal Inspection
- Bullish/Bearish Consensus: Cattle & Corn
- U.S. Dollar - 6 Month Chart
- Stock Markets & Economic News
- Weather Outlook & Drought Conditions
- Corn Crop & Pasture Conditions
- National Grain Summary
- Selected Auction Reports
- Direct Sales of Feeder & Stocker Cattle
- Weekly Hay Reports

Links to the articles below are included because we found them to be of interest but their content does not necessarily reflect the views of The Cattle Range.

Click your "Back Button" to return to the WMS.

- Global Meat Prices Extend Rally to Record High Driven by Tight Beef Supplies
- Ranchers Win First Legal Hurdle in EID Ear Tag Lawsuit
- New Screwworm Drug gets Conditional Approval from FDA
- Cargill Report Examines what Diners want from Steak
- Mexican Meat Sector Objects to Livestock Movement Rules & Ivermectin Requirement
- La Niña is likely to develop this Winter
- Monthly Cold Storage Report: Beef in Freezers Up 2% from Last Year

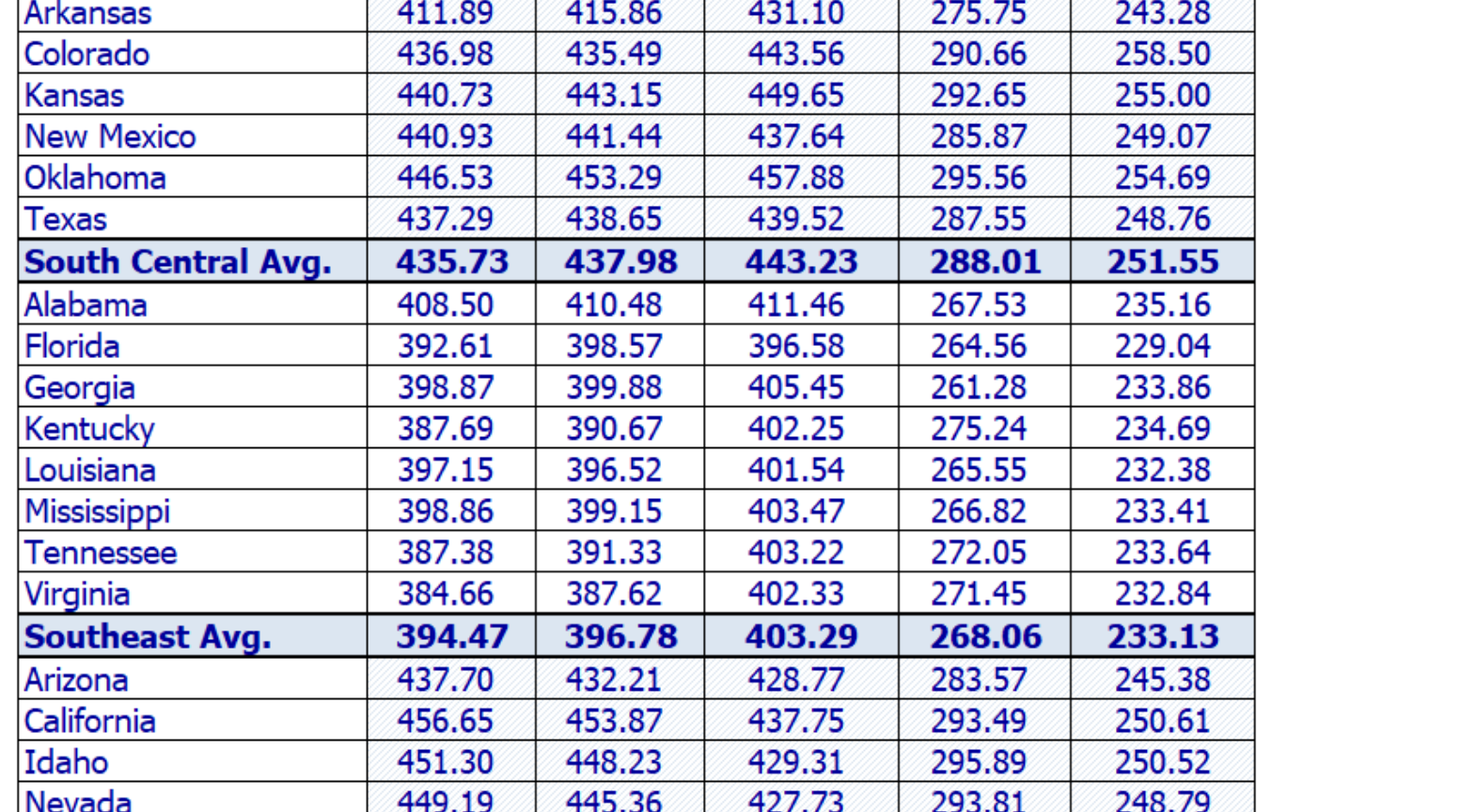
Market Overview:

www.cattlerange.com	10/03/25	Last Week	1 Month Ago	1 Year Ago	5 Yr. Avg.
CME Feeder Index	362.57	365.04	363.96	246.78	208.32
Live Cattle Futures	10/03/25	Last Week	1 Month Ago	1 Year Ago	5 Yr. Avg.
October	231.02	231.80	235.97	187.00	161.36
December	234.50	234.30	237.45	187.00	161.63
February	236.82	236.50	238.67	187.95	162.96
Feeder Futures	10/03/25	Last Week	1 Month Ago	1 Year Ago	5 Yr. Avg.
October	357.17	357.00	359.82	249.62	210.16
November	355.42	354.47	357.90	249.27	212.67
January	349.72	347.82	356.15	244.37	214.82
Fed Cattle	10/03/25	Last Week	1 Month Ago	1 Year Ago	5 Yr. Avg.
S. Central	235.00	237.00	242.50	186.00	162.32
N. Central	230.00	235.00	242.50	187.00	163.94
Feedyard Closeouts	10/03/25	Last Week	1 Month Ago	1 Year Ago	5 Yr. Avg.
Current	369.13	492.50	362.27	(121.47)	31.52
Future (Projected)	(118.24)	(152.05)	(106.81)	(29.96)	(103.64)
Avg. National Prices	10/03/25	Last Week	1 Month Ago	1 Year Ago	5 Yr. Avg.
Feeder Steers	366.91	368.15	366.45	247.39	210.32
Stocker Steers	432.42	432.24	431.31	286.91	248.92
Boxed Beef Cutout	10/03/25	Last Week	1 Month Ago	1 Year Ago	5 Yr. Avg.
Choice	362.27	371.43	410.76	302.58	293.96
Select	345.38	352.44	385.19	287.61	275.44
Spread	16.89	18.99	25.57	14.97	18.51
Cutter Cow Cut-Out	336.45	338.97	339.15	276.69	237.29
Crude Oil Futures	60.74	65.27	62.02	74.47	75.22
Grain Prices	10/03/25	Last Week	1 Month Ago	1 Year Ago	5 Yr. Avg.
Kansas City Corn	3.87	3.95	3.87	4.09	5.52
Omaha Corn	4.71	4.75	4.63	5.38	6.69
Dec. Corn Futures	4.1900	4.2200	4.1800	4.2475	5.3797
Dec. Wheat Futures	5.1525	5.1975	5.1950	5.8975	6.7762

National Feeder & Stocker Cattle Sale Receipts:

Data released by USDA on Monday, 9/29/25 for week ending Saturday, 9/27/25

Week Ending:	9/27/25	Last Week	1 Year Ago	2 Years Ago	3 Years Ago	3 Yr. Avg.
Auctions	169,700	157,400	173,500	195,900	195,800	188,400
Direct Sales	36,100	35,000	40,800	47,300	19,500	35,867
Video/Internet	2,500	47,400	6,100	2,600	3,600	4,100
www.cattlerange.com						
Total	208,300	240,800	220,400	245,800	218,900	228,367
This Week +/-	-	-13.5%	-5.5%	-15.3%	-4.8%	-8.8%



The Feeder & Stocker Cattle prices below are statewide average prices compiled to show the overall price trend and do not represent prices for any specific market/region within a state.


Feeder Steers:

700 lb. - 800 lb. Steers	10/03/25	Last Week	1 Month Ago	1 Year Ago	5 Yr. Avg.
Dakotas	390.12	394.23	391.56	264.82	226.07
Iowa	373.84	376.80	383.73	257.12	219.38
Missouri	381.71	380.71	384.20	256.88	216.50
Montana	377.26	376.54	372.81	254.13	218.26
Nebraska	391.87	391.18	397.26	262.51	227.35
Wyoming	380.92	380.76	376.14	256.49	220.63
North Central Avg.	382.62	383.37	384.28	258.66	221.36
Arkansas	352.25	355.95	363.41	240.98	204.92
Colorado	367.22	368.06	377.96	246.18	215.31
Kansas	382.65	381.65	384.14	256.87	216.52
New Mexico	375.32	379.23	380.11	245.17	209.33
Oklahoma	379.19	384.86	384.55	253.57	215.16
Texas	380.24	378.10	375.12	250.74	211.08
South Central Avg.	372.81	374.64	377.55	248.92	212.05
Alabama	339.18	340.58	343.56	232.48	198.35
Florida	327.69	330.67	330.67	226.60	192.16
Georgia	336.87	338.10	339.10	230.55	197.70
Kentucky	346.98	350.94	352.94	240.85	203.78
Louisiana	334.63	337.61	338.60	230.52	197.71
Mississippi	335.24	338.22	339.21	230.94	198.11
Tennessee	346.71	350.67	352.66	238.55	202.78
Virginia	344.28	348.22	350.19	237.51	201.98
Southeast Avg.	338.95	341.88	343.37	233.53	199.07
Arizona	361.62	363.09	357.65	240.51	204.72
California	372.08	373.56	364.12	249.66	209.02
Idaho	378.82	377.44	361.27	251.69	210.49
Nevada	372.55	371.32	361.07	248.72	208.62
Oregon	378.05	376.59	359.43	250.32	209.80
Utah	371.38	369.58	360.44	248.00	208.69
Washington	378.45	377.45	362.18	250.42	210.17
Western Avg.	373.28	372.72	366.59	248.47	208.79
Overall Average	366.91	368.15	366.45	247.39	210.32
This Week +/-	-	-0.3%	0.1%	48.3%	74.5%

Stocker Steers:

500 lb. - 600 lb. Steers	10/03/25	Last Week	1 Month Ago	1 Year Ago	5 Yr. Avg.
Dakotas	459.26	454.02	449.22	305.78	265.77
Iowa	441.60	448.05	451.05	292.82	259.52
Missouri	441.87	444.21	450.82	293.66	255.76
Montana	442.28	438.56	442.29	293.55	259.40
Nebraska	470.24	464.27	458.21	310.19	269.96
Wyoming	446.19	442.91	445.29	296.27	261.70
North Central Avg.	450.24	448.67	449.48	298.71	262.02
Arkansas	411.89	415.86	431.10	275.75	243.28
Colorado	436.98	435.49	443.56	290.66	258.50
Kansas	440.73	442.15	449.65	292.65	255.00
New Mexico	440.93	441.44	437.64	285.87	249.07
Oklahoma	446.53	453.29	457.88	295.56	254.69
Texas	437.29	438.65	439.52	287.55	248.76
South Central Avg.	435.73	437.98	443.23	288.01	251.55
Alabama	408.50	410.48	411.46	267.53	235.16
Florida	392.61	398.57	396.58	264.56	229.04
Georgia	398.67	399.88	405.45	261.28	233.86
Kentucky	387.69	390.67	402.25	243.54	234.69
Louisiana	397.15	396.52	401.54	265.55	232.38
Mississippi	398.86	399.15	403.47	266.82	233.41
Tennessee	387.38	391.33	403.22	272.05	233.84
Virginia	384.66	387.62	402.33	271.45	232.84
Southeast Avg.	394.47	396.78	403.29	268.06	233.13
Arizona	437.70	432.21	428.77	283.57	245.38
California	456.65	453.87	437.75	293.49	250.61
Idaho	451.30	448.23	429.31	295.89	250.52
Nevada	449.19	445.36	427.73	293.81	248.79
Oregon	449.72	446.05	427.65	294.68	249.41
Utah	449.36	444.23	427.66	293.41	248.39
Washington	450.72	448.76	425.84	295.24	249.84
Western Avg.	449.23	445.53	429.31	286.91	248.92
Overall Average	432.42	432.24	431.31	286.91	248.92
This Week +/-	-	0.0%	0.3%	50.7%	73.7%

Stocker, Feeder & Fed Steers Moving Averages February 3, 2009 thru October 3, 2025



Cattle Futures - October 3, 2025



Trade Date	Futures Volume	Trade Date	Futures Open Interest
09/26/2025	154,428	09/26/2025	839,357
09/29/2025	119,415	09/29/2025	834,577
09/30/2025	145,661	09/30/2025	833,270
10/01/2025	174,888	10/01/2025	832,274
10/02/2025	170,298	10/02/2025	824,121

Product Description	Month	Volume	OI
FDR CATTLE FUT	OCT25	4,622	11,511
FDR CATTLE FUT	NOV25	11,348	30,873
FDR CATTLE FUT	MAR26	3,321	10,883
FDR CATTLE FUT	JAN26	8,236	18,586
FDR CATTLE FUT	APR26	1,850	4,096
Total Feeder Cattle Futures		30,665	81,924

Product Description	Month	Volume	OI
LV CATTLE FUT	OCT25	15,215	32,966
LV CATTLE FUT	DEC25	32,168	148,478
LV CATTLE FUT	APR26	11,517	57,007
LV CATTLE FUT	FEB26	12,499	78,332
LV CATTLE FUT	JUN26	6,152	27,586
Total Live Cattle Futures		83,298	377,374

Product Description	Month	Volume	OI
LEAN HOGS FUT	OCT25	8,510	24,517
LEAN HOGS FUT	DEC25	26,297	152,038
LEAN HOGS FUT	APR26	5,661	56,997
LEAN HOGS FUT	FEB26	9,503	76,081
LEAN HOGS FUT	JUN26	3,229	31,096
Total Lean Hog Futures		66,335	368,790

Product Description	Month	Volume	OI
PORK CUTOFF FUT	DEC25	0	33
Total Pork Cutoff Futures		0	33

Cattle Futures: Charts of Commitment of Traders

Mexican Feeder Cattle Weekly Import Summary:

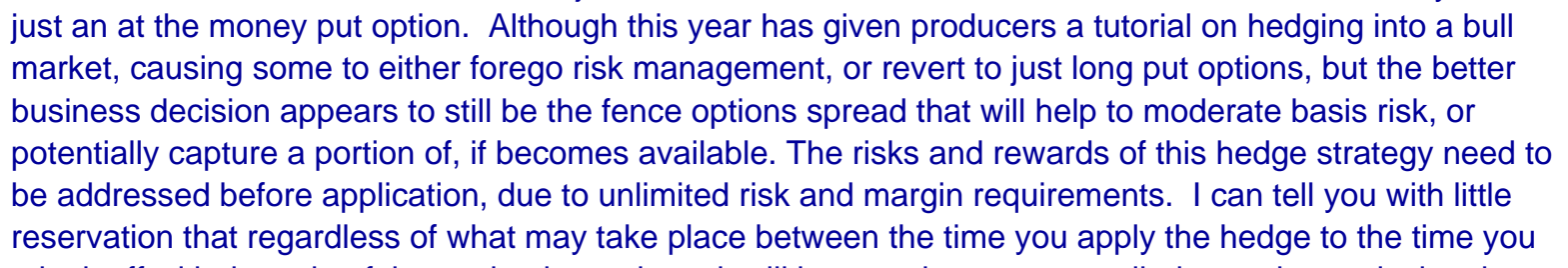
Due to the New World screwworm, the border is closed for livestock imports until further notice.

- The suspension will continue on a month-by-month basis.

Chart of the Week:

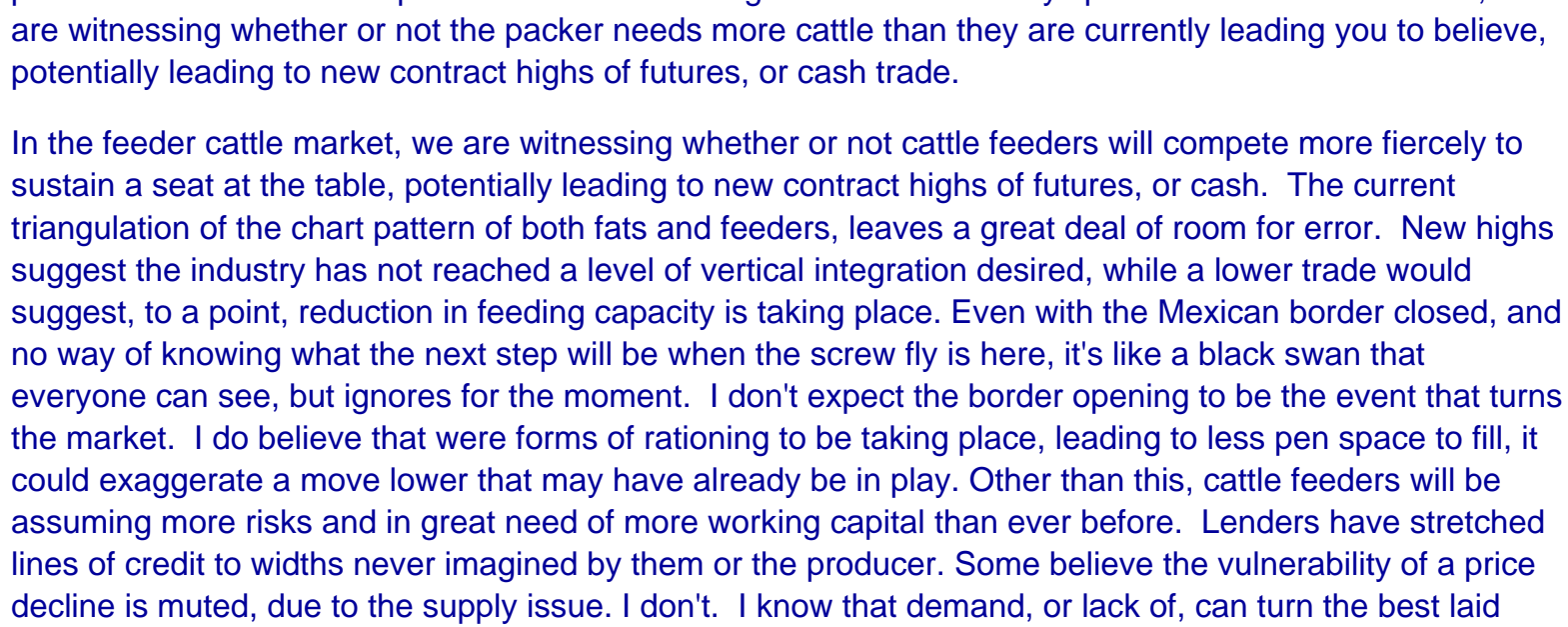
Global Meat Prices See Longest Rally Since 2021

Prices rose for an eighth month, driven by beef costs



Source: Food and Agriculture Organization

Photo of the Week:



Angus Cross Bred Heifers... Northeast OK

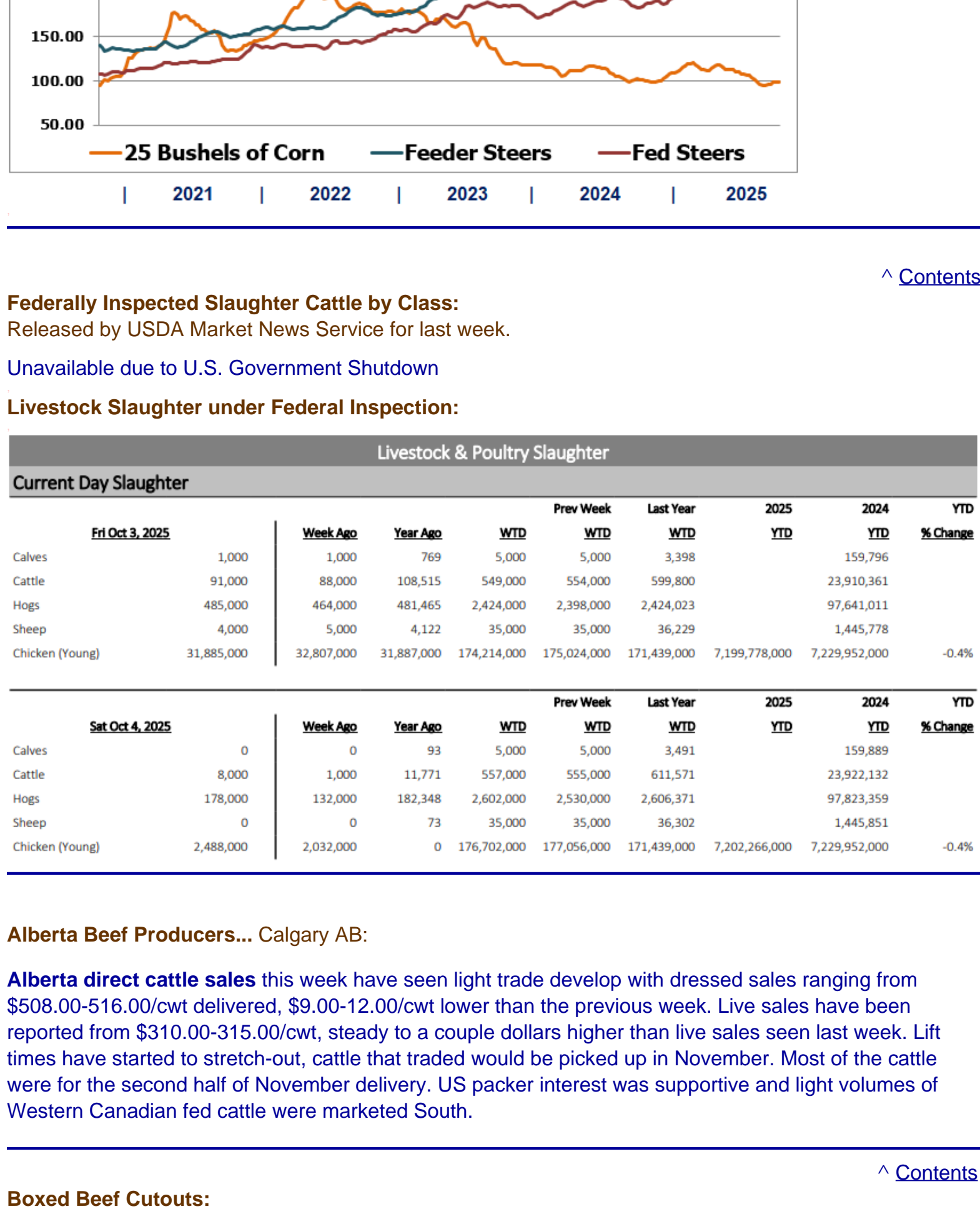
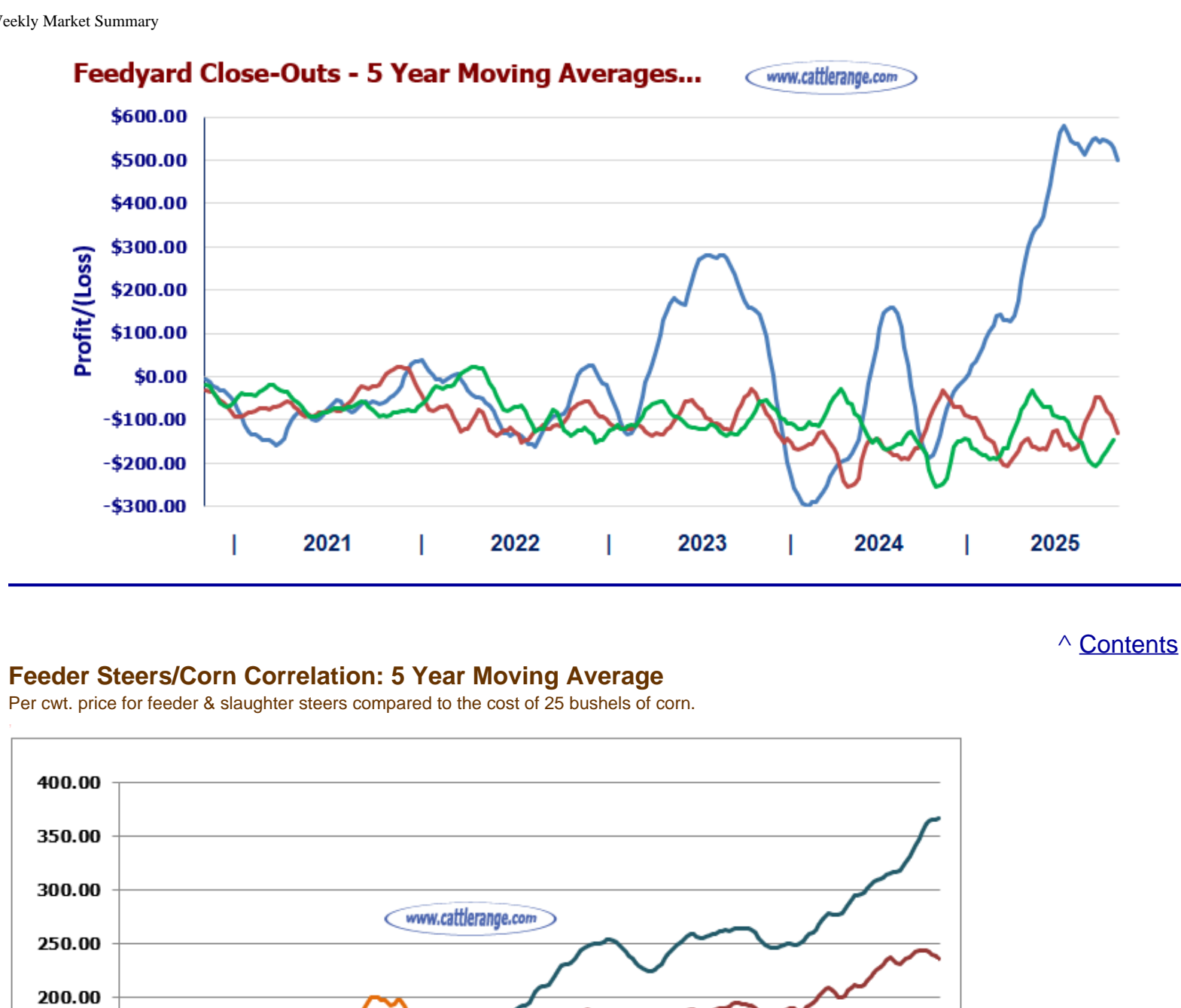
Swift Trading Company

Commodity Futures & Options

"Shootin' the Bull" Weekly Analysis:

In my opinion, the bull market has ground to a halt. Only cattle producers continue to operate at the elevated price levels. Retail grocers, restaurants and consumers are showing reserve in spending, reflected by the box beef price. The inability to push the higher price of cattle onto the consumer, in the form of beef, is believed to increase the risks cattle feeders are assuming, recognizable by the historic price being paid for feeder cattle. With great expectation of government interference, it is difficult to foresee whether consumers are stimulated by a handout, what grain farmers are enticed to do if paid a subsidy, or if any export business can be revived. As the number of cattle is limited, and a growing number unavailable to the open market, the next consideration has to be the underutilized feeding capacity that some are now experiencing. The rationing of cattle is believed to have ended when a significant percentage through this year were contracted into a vertically integrated supply chain. Leaving even fewer to the open market. The rationing of feeding capacity is believed the next step. More times than not, price tends to be a motivator of action. In this case, it has done the opposite in cattle production. Cow/calf operations have not been enticed to hold back cattle at the higher prices; they have been enticed to sell their heifers and hold back cows for the past couple of years. While I won't argue that to the ground, but in the time frame where some analysts have listed drought as the reason for the lower cow herd, I disagree. I believe it was the 6 trillion dollars thrown into the economy, and 20 plus million more mouths to feed, that caused the price rise and desire to make more money with the one in the hand, than attempt the two in the bush. The only information I have for disagreeing with the drought aspect is from listening to risks, and discussing what they did with the drought payments made over the years. I did not hear one of them say they liquidated, or moved cattle, but simply bought more cattle. It may not be that important as to why, but what it does suggest is that cow/calf operators are in no hurry to stop making money so the rest of the industry can operate with more volume. This makes the case stronger for some form of reduction in feeding capacity.

I was not let down in my expectations of increased volatility and wide price response. Futures traders have



Federally Inspected Slaughter Service by Class:
Released by USDA Market News Service for last week.
Unavailable due to U.S. Government Shutdown

Livestock Slaughter under Federal Inspection:

Livestock & Poultry Slaughter									
Current Day Slaughter									
Est Oct 3, 2025	Week Avo	Year Avo	WTD	Prev Week	Last Year	2025	2024	YTD	% Change
Cattle	1,000	769	5,000	5,000	3,398	159,790	159,790	23,910,361	
Cattle	91,000	86,000	108,515	549,000	554,000	599,800	599,800	97,641,011	
Hogs	485,000	464,000	481,465	2,424,000	2,398,000	2,424,023	2,424,023	1,445,778	
Sheep	4,000	5,000	4,122	35,000	35,000	36,329	36,302	1,445,851	
Chicken (Young)	31,845,000	32,807,000	31,887,000	172,244,000	175,024,000	171,439,000	7,199,778,000	7,228,952,000	-0.4%

Est Oct 4, 2025	Week Avo	Year Avo	WTD	Prev Week	Last Year	2025	2024	YTD	% Change
Cattle	0	0	43	5,000	5,000	3,491	159,790	23,910,361	
Cattle	8,000	1,000	11,771	557,000	555,000	611,571	599,800	97,641,011	
Hogs	178,000	132,000	182,348	2,602,000	2,530,000	2,606,371	2,424,023	1,445,778	
Sheep	0	0	73	35,000	35,000	36,302	36,302	1,445,851	
Chicken (Young)	2,488,000	2,032,000	0	176,702,000	177,056,000	171,439,000	7,202,266,000	7,228,952,000	-0.4%

Alberta Beef Producers... Calgary AB:

Alberta direct cattle sales this week have seen light trade develop with dressed sales ranging from \$508.00-\$516.00/cwt delivered, \$9.00-12.00/cwt lower than the previous week. Live sales have been reported from \$310.00-315.00/cwt, steady to a couple dollars higher than live sales seen last week. Lift times have started to stretch-out, cattle that traded would be picked up in November. Most of the cattle were for the second half of November delivery. US packer interest was supportive and light volumes of Western Canadian fed cattle were marketed South.

Boxed Beef Cutouts:

USDA Estimated Boxed Beef Cut-out Values as of 2:30 PM on 10/2/25
Based on negotiated prices and volume of boxed beef cuts delivered within 0-21 days and on average industry cutting yields. Values reflect U.S. dollars per 100 pounds.

	Choice 600-900	Select 600-900
Current Cutout Values:	362.27	345.38
Change from prior day:	(0.95)	1.98
Choice/Select spread:		16.89
Total Load Count (Cuts, Trimmings, Grinds):		163

Composite Primal Values

Primal Rib	619.04	534.77
Primal Chuck	296.30	295.74
Primal Round	314.13	317.50
Primal Loin	453.03	422.18
Primal Brisket	301.77	284.82
Primal Short Plate	219.18	219.18
Primal Flank	209.10	195.17

Load Count And Cutout Value Summary For Prior 5 Days

	Choice	Select	Trim	Grinds	Total	Choice 600-900	Select 600-900
10/02	87	17	13	15	132	363.22	343.40
10/01	93	35	7	15	151	368.47	346.89
09/30	83	25	8	7	122	371.03	347.25
09/29	66	20	17	13	117	370.68	348.89
09/26	55	10	19	11	95	371.43	352.44
Current 5 Day Simple Average:						368.97	347.77



USDA National Steer & Heifer Estimated Grading Percent Report:
Released by USDA Market News Service for last week.
Unavailable due to U.S. Government Shutdown

Last Week's Trade Data:

Beef:
Unavailable due to U.S. Government Shutdown

USDA National Retail Beef Report:
National Summary of Advertised Prices for Beef at Major Retail Supermarket Outlets

This week in beef retail the Feature Rate decreased by 3.3%, while the Activity Index remained steady, increasing by 0.6%. Compared to last week, items from the chuck, loin, sirloin, ground, deli, and variety sections showed a decrease in ad space. The carcass section remained steady. Chuck roasts, strip steaks, and sirloin steaks drove the increase in features in their respective sections. Ground beef features were more widely distributed between all lean percentages.

Metric	Current Week (CW)	Previous Week (PW)	Previous Year (PY)
Total Outlets	24,824	24,824	24,443
Activity Index	96.394	96.328	80.459
Feature Rate (%)	85.3%	88.6%	75.9%

Explanatory Notes:

Activity Index: A measure of the absolute frequency of feature activity equal to the total number of stores for each advertised item, e.g., a retailer with 100 outlets featuring 3 items has an activity index of 300.

Feature Rate: The amount of sampled stores advertising any reported item during the current week, expressed as a percentage of the total sample.

Est. Weekly Meat Production Under Federal Inspection:
Unavailable due to U.S. Government Shutdown

3 Year Bullish/Bearish Consensus Charts from SentimenTrader:

The theory behind the "Bullish/Bearish Consensus" indicator is when the public reaches a consensus, they are usually wrong:

- They get too bullish after prices have risen and too bearish after they have already fallen.

Because of this tendency, there are often extremes in opinion right before major changes in trend:

- When the public reaches a bullish extreme, i.e., a great majority thinks prices will keep rising, then prices often decline instead.
- And when they become too bearish, then prices tend to rise.

So when Public Opinion moves above the **red dotted line** in the chart, it means that compared to other readings over the past year, you're seeing **excessive optimism**. You also want to look at the absolute level of Opinion, too - if it's at 90%, then there's no question we're seeing an historic level of bullish opinion. Watch for readings above 80% (or especially 90%) to spot those dangerous times when the public is overly enthusiastic about a commodity.

Conversely, when Public Opinion moves below the **green dotted line**, then the public is **excessively pessimistic** about the commodity's prospects for further gains compared to their opinion over the past year. Looking for absolute readings under 20% (or especially 10%) often indicates an upturn in the market.

Cattle Bullish/Bearish Consensus: 3 Year Chart

Chart Optix
--- CATTLE --- Cattle Optix (Last 6M)

Corn Bullish/Bearish Consensus: 3 Year Chart

Chart Optix
--- CORN --- Corn Optix (Last 36)

U.S. Dollar - 6 Month Chart:

Over the past 5 years, an average of around 12% of U.S. beef production has been exported, making exports an extremely important factor affecting beef and cattle prices. A strong dollar depresses export demand.

Stock Markets & Economic News:

T. Rowe Price:

Stocks unfazed by government shutdown

Stocks posted solid gains, shrugging off the U.S. government shutdown that began on Thursday after legislators were unable to reach a funding agreement to keep nonessential government functions open. In a "bad news is good news" environment, equities appeared to draw support from the September private payrolls report from payroll processing firm Automatic Data Processing (ADP) showing jobs lost. The labor market data seemingly made it more likely that the Federal Reserve will cut rates at its October meeting. The technology-heavy Nasdaq Composite Index outperformed, and growth stocks outpaced value. The Russell 2000 Index of small-cap stocks, which tend to benefit more from lower rates, easily outperformed the broad market S&P 500 Index.

West Texas Intermediate crude oil, the U.S. benchmark, dropped over 7% after the OPEC+ group of major oil producing nations signaled that it will boost production in November, holding back value stocks. Other commodities fared much better, with gold gaining more than 3% to extend its strong year-to-date run. Copper, which is sometimes considered a barometer for the manufacturing sector because of its industrial uses, jumped over 7%.

Investors focus on ADP labor market report in absence of government data

The major news was economic data that was not released--the closely watched September nonfarm payrolls report from the Bureau of Labor Statistics (BLS), scheduled for Friday morning. The BLS was impacted by the government shutdown, which has furloughed approximately 750,000 government employees, according to the Congressional Budget Office. If the shutdown continues, other vital economic indicators provided by the government could be delayed, including the September consumer price index (CPI) report scheduled for October 15. This could make the economic situation even murkier in advance of the Fed's policy meeting in late October.

U.S. Stocks:

Index	Friday's Close	Week's Change	% Change YTD
DJIA	46,758.28	510.99	9.91%
S&P 500	6,715.79	72.09	14.18%
Nasdaq Composite	22,780.51	296.44	17.97%
S&P MidCap 400	3,288.93	21.14	5.38%
Russell 2000	2,476.18	41.86	11.03%

Click Here to view a Slide Show of Drought Monitor maps for the last 12 weeks

U.S. Drought Monitor

September 30, 2025
(Released Thursday, Oct. 2, 2025)
Valid 8 a.m. EDT

Cattle Areas in Drought

Reflects September 30, 2025
U.S. Drought Monitor data

Canadian 90-Day Percent of Average Precipitation:

Looking ahead...

Between the evening of Wednesday, Oct. 1 and Monday, Oct. 6, the National Weather Service Weather Prediction Center is forecasting mostly dry weather across large portions of the Contiguous U.S., spanning from southern California east and northeast through the Ohio Valley, eastern Great Lakes and Northeast. Outside of the Southeast, precipitation amounts of at least 0.75 inches are confined to parts of the Sierra Nevada, northern Nevada, northern Utah, parts of Idaho, northern Wyoming, southern Montana, western South Dakota and central North Dakota. Heavier rain amounts are forecast in parts of southeast Louisiana and the Mississippi Gulf Coast. Far south of Carolina, far southeast Georgia and much of the Florida Peninsula. In the Florida Peninsula and far southeast Louisiana, rainfall amounts may exceed 4 inches.

Looking ahead to Oct. 7-11, forecasts from the National Weather Service Climate Prediction Center (CPC) strongly favor above-normal precipitation in the Southwest U.S., especially Arizona and New Mexico, while above-normal precipitation is moderately favored in parts of the central Great Plains, Upper Midwest and Florida Peninsula. The CPC forecast slightly favors below-normal precipitation in parts of the south-central U.S. and parts of the northern Pacific Coast. Most of the southwest, central and eastern U.S. are favored to see above-normal temperatures, alongside the far northwest. Portions of the West spanning California into central and eastern Montana may see near-normal temperatures.

Precipitation & Temperature Outlooks:

6-10 Day Precipitation Outlook

Valid: October 8 - 12, 2025
Issued: October 2, 2025

6-10 Day Temperature Outlook

Valid: October 8 - 12, 2025
Issued: October 2, 2025

Corn Crop & Pasture Conditions:

These 18 States planted 92% of the 2024 corn acreage

State	Very poor	Poor	Fair	Good	Excellent
Colorado	2	5	30	55	8
Illinois	6	10	27	46	11
Indiana	18	22	38	19	3
Iowa	1	5	23	53	18
Kentucky	2	10	41	41	6
Michigan	3	13	41	37	17
Minnesota	2	5	20	51	22
Missouri	1	4	18	62	15
Nebraska	4	19	37	43	16
North Carolina	2	6	20	53	19
North Dakota	2	7	30	57	14
Ohio	1	11	41	40	6
Pennsylvania	3	5	17	51	29
South Dakota	10	14	31	48	6
Tennessee	2	10	34	57	14
Texas	2	6	30	57	22
Wisconsin	1	4	11	58	24
Wyoming	10	10	42	33	7
18 States	3	7	24	49	17
Previous week	3	7	24	49	17
Previous year	3	8	24	49	15

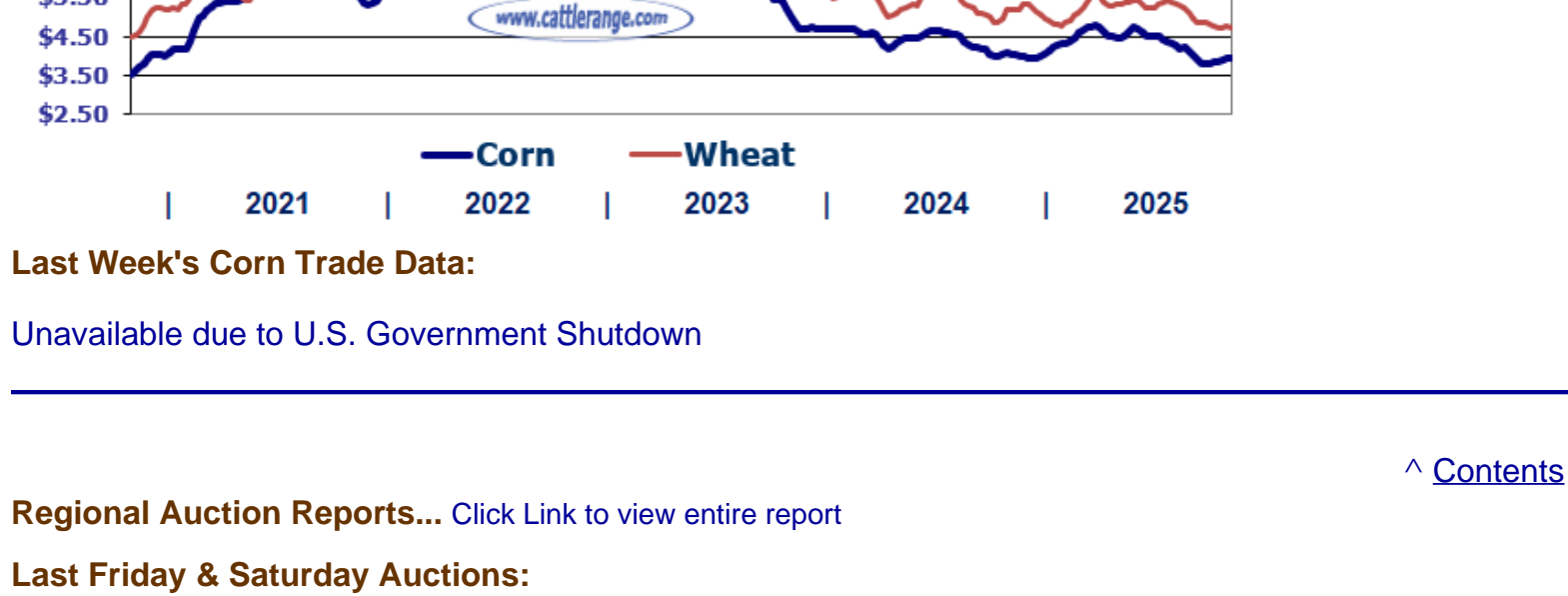
Pasture and Range Condition - Selected States: Week Ending September 28, 2025

(National pasture and range conditions for selected States are weighted based on pasture acreage and/or livestock inventories)

State	Very poor	Poor	Fair	Good	Excellent
Alabama	62	12	34	47	4
Arizona	18	22	38	19	3
Arkansas	5	10	35	25	10
California	5	10	35	25	10
Colorado	2	5	30	55	8
Connecticut	1	1	1	1	1
Delaware	1	1	1	1	1
Florida	1	1	1	1	1
Georgia	1	1	1	1	1
Idaho	10	10	20	23	26
Illinois	22	29	32	14	3
Indiana	10	19	37	31	2
Iowa	2	9	36	45	8
Kentucky	4	14	45	29	4
Kansas	1	7	38	51	3
Louisiana	1	28	37	21	1
Maine	1	1	1	1	1
Maryland	1	1	1	1	1
Massachusetts	1	1	1	1	1
Michigan	3	17	30	29	10
Minnesota	2	5	24	51	16
Mississippi	3	27	31	27	2
Missouri	1	4	14	55	24
Montana	28	34	30	10	4
Nebraska	1	7	38	51	3
Nevada	35	55	10	5	1
New Hampshire	10	10	29	55	9
New Jersey	2	5	24	62	7
New Mexico	4	21	34	22	22
New York	1	6	24	62	7
North Carolina	1	4	20	73	2
Ohio	1	1	1	1	1
Oklahoma	21	27	32	19	2
Pennsylvania	1	18	30	44	6
Rhode Island	11	20	33	23	3
South Carolina	5	5	33	53	4
Tennessee	9	10	31	42	2
Texas	1	22	42	23	3
Utah	3	16	51	29	1
Vermont	1	1	1	1	1
Virginia	5	13	41	40	1
Washington	12	31	38	21	5
West Virginia	12	31	38	21	5
Wisconsin	14	37	29	13	7
Wyoming	14	37	29	13	7
48 States	12	23	33	25	7
Previous week	13	23	30	26	8
Previous year	18	25	31	21	5

Weekly Grain Market Review:

Grain Prices	10/03/25	Last Week	1 Month Ago	1 Year Ago	5 Yr. Avg.
Omaha Corn	3.87	3.95	3.87	4.09	5.52
Kansas City Wheat	4.71	4.75	4.63	5.38	6.69
Dec. Corn Futures	4.1900	4.2200	4.1800	4.2475	5.3797
Dec. Wheat Futures	5.1525	5.1975	5.1950	5.8975	6.7762



Last Week's Corn Trade Data:
Unavailable due to U.S. Government Shutdown

Regional Auction Reports... Click Link to view entire report

Last Friday & Saturday Auctions:

Burwell Livestock Auction Market - Burwell NE
This Week: 2,825
Last Reported: 1,125
Last Year: 2,770

A limited number of comparable offerings from two weeks ago with 950 lb steers trading 5.00 higher. Demand was good with several buyers and active internet bidding throughout the whole sale. Started the day with Fall calves then onto several rounds of yearlings followed by the first show of weaned and unweaned Spring calves. Next Auction Date is Oct 10th.

Ft. Pierre Livestock Auction - Ft. Pierre SD
This Week: 3,794
Last Reported: 2,412
Last Year: 8,748

Compared to two weeks ago: No comparisons available on steers due to limited numbers for comparison; best test on heifers 800 lbs to 899 lbs were steady to 4.00 lower, heifers from 900 lbs to 949 lbs steady to 2.00 higher. Good to very good demand for today's offering of yearlings that were mostly off grass and in light to moderate flesh condition. An active market on the yearlings with mostly order buyers competing with internet buyers. Yearling consignments were mostly tested open replacement heifer, a few consignments of yearlings steers and spayed heifers.

Lexington Livestock Market - Lexington, NE
This Week:
Last Reported:
Last Year:
No auction report this week.

Torrington Livestock Commission - Torrington WY
This Week: 940
Last Reported: 472

Compared to last week: slaughter and feeder cows traded mostly steady on a larger run than last week. Slaughter bulls traded 2.00 higher. A nice load of Bred Heifers also selling today. An active market continues with active bidding from the internet and on the seats. Sale again next Friday.

Cattlemen's Livestock Auction - Belen NM
This Week: 1,214
Last Reported: 851
Last Year: 0

Compared to last week: Steer and heifer calves sold steady to 5.00 higher. Feeder steers sold steady, while feeder heifers sold 5.00-10.00 higher. Slaughter cows sold 3.00-5.00 higher while slaughter bulls sold 2.00-3.00 lower. Trade and demand good.

Santa Teresa Livestock Auction (Imported Mexican Cattle) - Santa Teresa NM
Due to the New World screwworm, the border has been closed for livestock imports until further notice. The suspension will continue on a month-by-month basis.

Eastern MO Commission Company - Bowling Green, MO
This Week: 1,510
Last Reported: 744
Last Year: 1,109

Compared to last week: The last special two weeks ago, steer calves weighing under 550 lbs sold with a firm to higher undertone on a light offering from two weeks ago, 550-600 lbs sold firm to 6.00 higher, over 600 lbs traded steady to firm on comparable sales. Heifer calves weighing 450-600 lbs sold mostly 5.00-15.00 higher with 600-750 lbs trading steady on a light test, over 800- lbs pot loads and small groups all sold with a firm to higher undertone. Demand was good on a moderate offering.

Smith County Commission - Carthage TN
This Week: 700
Last Reported: 762
Last Year: 464

Compared to last week: Feeder Steers mostly steady; Feeder Heifers 10.00 to 14.00 higher; Feeder Bulls 10.00 to 16.00 higher; Slaughter Cows 5.00 to 8.00 higher; Slaughter Bulls steady to 5.00 higher. Quality good with strong demand throughout the sale.

Carolina Stockyards - Livestock Auction - Siler City, NC
This Week: 916
Last Reported: 1,047
Last Year: 228

Slaughter cattle were steady this week compared to last week. Feeder cattle were steady this week compared to last week. Demand was moderate; market activity and buyer interest were moderate. Offerings moderate with quality average.

Monday Auctions:

Sioux Falls Regional Livestock Report - Worthing SD
This Week: 3,056
Last Reported: 1,319
Last Year: 2,125

Compared to last week: Much larger offering of feeder steers and heifers, steers not well compared to last week's limited offerings, heifers unevenly steady. Light to moderate demand for spring born calves as farmer feeders are busy with fall harvest, overall quality was uneven but a good quality, green calf with two rounds of shots sold was pretty easy to sell.

bulk of the feeder steers weighing over 600 lbs. 6 weight steers sold steady to firm, with 2 pot loads of upper 7 weight steers trading with a firm to higher undertone and 120 hd of 910 lbs steers sold with a firm undertone. Heifer calves under 500 lbs were lightly tested, with 500-550 lbs trading firm to 7.00 higher, 550-600 lbs sold steady and over 600 lbs on a light offering sold mostly steady. Demand was good on a moderate supply.

Mid-South Livestock - Unionville TN

This Week: 966
Last Reported: 1,033
Last Year: 672
Compared to last week, all classes of Feeder Cattle Steers, Bulls, and Heifers 3.00-10.00 higher; Slaughter Cows mostly steady to 2.00 lower; Slaughter Bulls mostly steady.

Saluda Livestock Exchange - Saluda, SC

This Week:
Last Reported:
Last Year:
Sale report unavailable.

United Producers Inc. - Harned KY

This Week: 1,951
Last Reported: 581
Last Year: 2,767
Last Year: 415
Compared to last week: Feeder steers and feeder heifers 600 lbs and under sold mostly steady. Feeder steers and heifers over 600 lbs sold 4.00 to 5.00 lower. Slaughter cows and bulls sold steady.

Tuesday Auctions:

Miles City Livestock Commission Auction - Miles City, MT

This Week: 1,136
Last Reported: 712
Last Year: 914
Compared to last week: Yearling steers were too lightly tested develop any market trend. Yearling heifers sold generally steady in a narrow comparison. Calves were too lightly tested last week to develop any market comparison. Demand was mostly good to very good for light to moderate offerings. Many small packages of yearling heifers were seen this week. Quality was mostly average to attractive with most offerings coming off grass.

Winter Livestock Auction - Riverton, WY

This Week: 1,951
Last Reported: 581
Last Year: 2,767
Compared to last Tuesday on a calf and yearling special: slaughter cows on a light offering steady with instances 3.00-4.00 higher with slaughter bulls mostly steady instances 5.00 lower. Yearlings steers mostly steady, heifers higher overtones with instances 10.00-12.00 higher. Feeder calves steers and heifers on a higher higher market with demand and buyer participation very good.

Winter Livestock - La Junta CO

This Week: 1,263
Last Reported: 1,125
Last Year: 3,188
Trade activity and demand was good. Feeder steers under 650lbs sold mostly sharply higher. Steers over 650lbs sold 3.00 to 5.00 lower. Feeder heifers under 600 lbs sold sharply higher. Feeder heifers over 600 lbs sold 1.00 to 3.00 lower.

OKC West Livestock Auction - El Reno, OK

This Week: 2,500
Last Reported: 4,738
Last Year: 6,400
Compared to last week: Steers 10.00-15.00 lower. Heifers 10.00-20.00 lower. Quality mostly plain. Calf demand has eased with the arrival of October, as concerns with overall health weigh on the market.

Lonestar Stockyards - Wildorado, TX

This Week: 1,238
Last Reported: 738
Last Year: 1,352
Compared to last week: Not enough comparable sales on steers or heifers but a higher undertone was noted. Trading activity was active on good buyer demand. Quality was mostly plain to attractive with several load lots of nice yearlings on offer. Discounts for unweaned steer calves are widening as we move into October. While discounts continue to be applied to heifer calves, tighter supplies of heifers on offer caused the unweaned discounts to be notably smaller for heifers compared to their steer counterparts today.

Ozarks Regional Stockyards - West Plains MO

This Week: 1,749
Last Reported: 1,905
Last Year: 1,759
Compared to last week, feeder steers sold steady to 3.00 higher while feeder heifers were not well tested. Steer and heifers calves sold uneven from 6.00 lower to 6.00 higher with the amount of preconditioning being the deciding factor. Demand was moderate to good, on a light supply. A couple of stick-out drafts were 7 head of 334 lb. fancy black steers which sold for 6.00/cwt and 14 head of 389 lb. fancy black heifers which sold for 490.00/cwt.

Mid-State Stockyards LLP - Letohatchee, AL

This Week: 2,064
Last Reported: 1,819
Last Year: 1,361
Compared to one week ago: Slaughter and replacement cows were not covered. Feeder cattle sold 5.00 to 10.00 lower.

Calhoun Stockyard - Calhoun, GA

This Week: 252
Last Reported: 0
Last Year: 310
No trends available due to market not being covered last week.

Blue Grass Stockyards - Lexington, KY

This Week: 678
Last Reported: 1,254
Last Year: 959
Compared to last Tuesday the feeder market was spotty with a wide rage of quality, kind, and price throughout the sale. Feeder steers and heifers 600 lbs and under were steady to 4.00 lower with a moderate supply and spotty demand, while the yearling steers and heifers appeared stronger, but with limited comparisons.

Producers Livestock Auction - Salina, UT

This Week:
Last Reported:
Last Year:
Report unavailable.

Wednesday Auctions:

Hub City Livestock Auction - Aberdeen SD

This Week: 2,519
Last Reported: 2,344
Last Year: 4,673
Compared to last week: steers 950 to 999 lbs steady to 4.00 lower, 1000 to 1099 lbs 6.00 to 10.00 higher. Heifers not well compared. Good demand for yearlings this week with best demand for those light fleshed yearlings off grass.

Bassett Livestock Auction - Bassett NE

This Week: 1,740
Last Reported: 4,455
Last Year: 7,010
A limited number of comparable offerings from last week, with 850 lbs steers trading 13.00 higher. Demand was good with several buyers and active internet bidding.

Huss Platte Valley Auction - Kearney NE

This Week:
Last Reported:
Last Year:
Sale report unavailable.

OKC West - El Reno OK

This Week: 7,435
Last Reported: 4,738
Last Year: 6,400
Compared to last week: Feeder steers 10.00-15.00 lower except for 800-850lbs 4.00 lower. Feeder heifers over 700lbs 15.00-18.00 lower, under 700lbs 8.00 lower. Feeder heifer supply consisted mostly of light-weight heifers. Feeder quality plain to average. Steer calves 10.00-15.00 lower. Heifer calves 10.00-20.00 lower. Quality mostly plain. Calf demand has eased with the arrival of October, as concerns with overall health weigh on the market.

Clovis Livestock Auction - Clovis, NM

This Week: 1,444
Last Reported: 3,793
Last Year: 1,976
Compared to last weeks sale: Steer calves 300-400 lbs sold 20.00-32.00 lower and 400-450 lbs were 5.00 higher while 450-600 lbs sold 3.00-10.00 lower. Feeder steer yearlings 600-700 lbs were 3.00-13.00 lower and 700-800 lbs sold 5.00-15.00 higher. Heifer calves 300-350 lbs were 5.00 lower and 350-450 lbs sold steady to 5.00 higher while 450-600 lbs were 5.00-16.00 lower. Heifer yearlings 600-650 lbs sold 15.00 higher and 650-800 lbs were steady-12.00 lower while 800-850 lbs sold 15.00 higher.Trade was moderately lower on smaller numbers with good demand. Excellent buyer attendance.

Winter Livestock Feeder Cattle Auction - Dodge City KS

This Week: 4,055
Last Reported: 1,550
Last Year: 1,635
Compared to last week, 700 weight steers sold 8.00 higher, steers over 800 lbs steers sold steady to 6.00 lower while under 800 lbs sold steady with a soft undertone. Heifers over 600 lbs sold steady, soft undertone and under 600 lbs sold steady, strong undertone. Larger packages of feeders were better quality and condition kept prices steady, smaller packages with less condition sold 10.00 lower. Breaker utility sold 3.00 higher, Lean Utility sold 3.00 to 10.00 higher while Boning Utility sold 4.00 to 6.00 lower.

Bloomfield Livestock Market - Bloomfield, IA

This Week: 1,157
Last Reported: 1,191
Last Year: 1,525
Compared to the sale two weeks ago, steers and heifers sold with a higher undertone though not well compared. Demand was good to very good today and included active internet bidding. Supply was moderate to heavy and included many bawling calves.

Springfield Livestock Auction - Springfield MO

This Week: 908
Last Reported: 516
Last Year: 862
Compared to last week, steers sold mostly 6.00 to 11.00 higher. Heifers on a lighter test sold unevenly from 6.00 lower to 8.00 higher. Demand was very good on a moderate supply.

South Central Regional Stockyards - Vienna, MO

This Week: 367
Last Reported: 1,332
Last Year: 0
Feeder supply not sufficient to establish a market trend. Slaughter cows steady. Good demand for a light offering with a nice run expected next week. Cattle futures were mixed on Wednesday with the back months seeing modest gains.

Roanoke Stockyard - Roanoke AL

This Week: 990
Last Reported: 1,533
Last Year: 1,279
Compared to one week ago: Feeder bulls and heifers sold 4.00 to 6.00 higher, feeder steers sold 5.00 to 8.00 lower, Slaughter cows sold 2.00 to 4.00 higher, slaughter bulls sold 7.00 higher. Replacement cows and pairs sold mostly steady. Demand was good.

Blue Grass Stockyards - Albany KY

This Week: 525
Last Reported: 579
Last Year: 493
Compared to last week: Feeder steers and heifers sold on a lighter test with low comparable receipts. Weaned, Preconditioned feeders still bringing premiums, with fleshy, bawling feeder calves facing large discounts. Slaughter cows sold steady to 2.00 lower. Slaughter bulls sold 3.00 to 5.00 lower.

Thursday Auctions:

Billings Livestock Commission Cattle Auction - Billings, MT

This Week: 864
Last Reported: 3,220
Last Year: 952
Compared to last week: Yearling steers and heifers were too lightly tested today to develop any market trend. Calves of both sexes sold with higher undertones in a narrow comparison. Demand was moderate to good for light offerings. Quality hampered demand this week as yearling offerings were mostly plain to average and offering in small packages. Demand for calves was mostly good to very good. Calf quality this week was average to attractive.

Mitchell Livestock Auction - Mitchell SD

This Week: 706
Last Reported: 4,586
Last Year: 2,080
Compared to last week: Low numbers to compare with , trend not applicable. Feeders sold on a active market today. One large load lot on heavy steers. Most light calves were straight off cow, with many having some shots. Demand was good.

Valentine Livestock Auction - Valentine NE

This Week: 3,290
Last Reported: 2,470
Last Year: 0
No recent test of market, a trend will not be given for steers or heifers. Demand was good with several buyers and active internet bidding. Started the day with several loads of yearlings off Sandhill grass and finished the sale with pregged checked open heifers.

Apache Livestock Auction - Apache, OK

This Week: 1,555
Last Reported: 2,106
Last Year: 2,667
Compared to last week: Feeder steers and feeder heifers 5.00 to 10.00 lower. Steer and heifer calves 10.00 higher to 10.00 lower. Quality average to attractive with good demand. Slaughter cows 2.00 to 6.00 lower. Slaughter bulls steady.

Woodward Wtd Avg Cattle - Woodward OK

This Week: 1,630
Last Reported: 1,773
Last Year: 1,795
Compared to last week: Limited comparison of feeder cattle. Few feeder steers under 800 lbs sold 5.00 lower; over 800 lbs 6.00-8.00 higher. Feeder heifers under 700 lbs steady to 3.00 lower; over 700 lbs 4.00-8.00 higher. Demand moderate to good for feeder cattle. Steer calves sold steady to lower in a light test. Heifer calves 4.00-8.00 lower. Pratt.

Winter Livestock Auction - Pratt KS

This Week: 2,607
Last Reported: 2,309
Last Year: 2,025
Compared to last week, feeder steer 400 lb to 1,000 lb sold 8.00 to 10.00 higher, however thin fleshed and reputation calves sold up to 20.00 higher. Not enough feeder heifers 700 lb to 950 lb for a market test, however a higher test was noted. Heifer calves 400 lb to 700 lb sold 10.00 to 40.00 higher, with 10.00 lower on reputation heifers. Demand was good Slaughter cows and bulls sold steady to 2.00 higher.

Farmers & Ranchers Livestock - Salina KS

This Week: 2,478
Last Reported: 1,624
Last Year: 1,828
Compared to a week ago steer cattle over 750 lbs sold mostly 5.00 to 10.00 higher. There were not enough heifers this week for a good test. Demand for the cattle today seemed to be un-weaned. Being un-weaned or short weaned did not seem to affect the prices as long as they had shots. The receipts were moderate with good demand.

Cattleman's Livestock Auction - Dalhart TX

This Week: 2,246
Last Reported: 2,588
Last Year: 2,044
Compared to last week: There were too few comparable sales on steer and heifer calves to determine a trend. However, sentiment seemed to favor a lower undertone with an offering of plainer type cattle. Steers and heifers in the 700 pound range were the stars of the show again this week. Steers brought 6.00 higher and their heifer counterparts brought 10.00 higher. Even the plainer, #2 type cattle closed the gap with some classes breaking the 4.00 mark. Average to high yielding breaker and boner cows were up 7.00-8.00 higher this week, with active bidding.

Tulia Livestock Auction - Tulia, TX

This Week: 929
Last Reported: 794
Last Year: 1,055
Compared to last week: Feeder steers and heifers were 1.00 to 4.00 lower on limited comparable sales. Demand was moderate to good.

New Cambria Livestock Market - New Cambria, MO

This Week: 646
Last Reported: 331
Last Year: 478
Compared to the very light offering two weeks ago, feeder steers and heifers sold with a sharply higher undertone on the preconditioned and weaned cattle, those unweaned sold with steady undertones. Slaughter cows and bulls sold steady.

Bluegrass Stockyards South - Stanford KY

This Week: 1,036
Last Reported: 1,237
Last Year: 1,461
Compared to last Thursday: Feeder steers under 400 lbs sharply lower, over 400 lbs 5.00-8.00 higher, Feeder heifers under 400 lbs steady, 400-600 lbs 12.00-15.00 lower, over 600 lbs 1.00-3.00 lower, Moderates to good demand for feeder and yearling classes. Slaughter cows and bulls steady, Good demand for slaughter classes.

Paris Stockyards - Paris KY

This Week: 1,954
Last Reported: 1,765
Last Year: 1,493
Compared to last Thursday feeder steers under 500 lbs sold steady to 2.00 higher. Feeder steers over 500 lbs sold mostly steady. Feeder heifers sold 1.00 to 3.00 lower. There was good demand for feeder classes. Buyers still showing preference for long weaned and vaccinated calves. Those calves that are unweaned and unvaccinated facing discounts. Slaughter cows sold 6.00 to 8.00 higher. Slaughter bulls sold 2.00 to 4.00 higher. There was good demand for slaughter classes.

Toppenish Livestock Auction - Toppenish, WA

This Week: 1,756
Last Reported: 1,872
Last Year: 1,270
Compared to last Thursday, stocker steers and heifers sharply lower. Feeder cattle steady in a light test. Feeder cattle futures are collapsing \$5.47 to \$6.20 so far at midday. Slaughter cows 1.0-4.00 lower and bulls steady. Trade active with very good demand especially for beef type cows returning to feed.

[^ Contents](#)

Direct Sales of Feeder & Stocker Cattle... [Click Link to view entire report](#)

Colorado Direct Cattle Report

This Week: 1,881
Last Reported: 6,233
Last Year: 6,131
Compared to last week: Not enough current FOB trades to set a trend. Demand moderate to good. Supply included: 100% Feeder Cattle (47.5% Steers, 52.5% Heifers). Feeder cattle supply over 600 lbs was 100%. Unless otherwise noted, Feeder Cattle prices FOB based on net weights after a 2% shrink or equivalent, with a 8-10 cent slide > 600 lbs. Livestock reported this week originated from CA, CO, KY, OK, TX.

Eastern Cornbelt Direct Cattle Report (IL/IN/MI/MN/OH/KY)

This Week: 499
Last Reported: 2,390
Last Year: 800
Compared to last week: Feeder steers 3.00 lower in a light comparison. Feeder heifers mostly steady. Demand moderate to good. Supply included: 100% Feeder Cattle (48.5% Steers, 37.3% Heifers, 14.2% Beef/Dairy Heifers). Feeder cattle supply over 600 lbs was 100%. Unless otherwise noted, Feeder Cattle prices FOB based on net weights after a 2-3% shrink or equivalent, with an 8-12 cent slide > 600 lbs. Livestock reported this week originated from KY.

Kansas Direct Feeder Cattle Report

This Week: 1,793
Last Reported: 2,809
Last Year: 4,112
Compared to last week: Not enough comparable sales on current FOB cattle for a market trend. Buyer demand was moderate to good. Supply included: 100% Feeder Cattle (6.1% Steers, 15.1% Dairy Steers, 78.8% Heifers). Feeder cattle supply over 600 lbs was 100%. Unless otherwise noted, Feeder Cattle prices FOB based on net weights after a 2% shrink or equivalent, with a 8-12 cent slide >600 lbs. Livestock reported this week originated from KS, NM, OK.

Missouri Direct Cattle Report

This Week: 929
Last Reported:
Last Year:
Feeder cattle and calves not established this week.

Montana Direct Cattle Report

This Week:
Last Reported:
Last Year:
No trades this week

New Mexico Direct Cattle Report

This Week: 308
Last Reported: 1,013
Last Year: 1,654
Compared to last week: Not enough comparable sales on steers or heifers for a market trend. Buyer demand is moderate to good. Supply included: 100% Feeder Cattle (16.2% Steers, 83.8% Heifers). Feeder cattle supply over 600 lbs was 100%. Unless otherwise noted, Feeder Cattle prices FOB based on net weights after a 2% shrink or equivalent, with a 5-10 cent slide > 600 lbs and up to a 20 cent slide < 600 lbs. Livestock reported this week originated from NM.

Northwest Direct Cattle Report (WA/OR/ID/UT)

This Week: 313
Last Reported: 2,905
Last Year: 970
Compared to last week: All cattle were delivered this week, no trend to set. Demand good. Supply included: 100% Feeder Cattle (66.5% Steers, 33.5% Heifers). Feeder cattle supply over 600 lbs was 100%. Unless otherwise noted, Feeder Cattle prices FOB based on net weights after a 2-3% shrink or equivalent, with a 8-14 cent slide > 600 lbs. Livestock reported this week originated from ID, OR.

Oklahoma Direct Cattle Report

This Week: 2,325
Last Reported: 2,628
Last Year: 4,101
Compared to last week: Feeder steers 750lbs 4.00 higher. Feeder heifers 2.00-8.00 higher. Demand good. Supply included: 100% Feeder Cattle (29.6% Steers, 70.4% Heifers). Feeder cattle supply over 600 lbs was 95%. Unless otherwise noted, Feeder Cattle prices FOB based on net weights after a 2-3% shrink or equivalent, with a 8-16 cent slide > 600 lbs. and 25 cent slide < 600 lbs. Livestock reported this week originated from MS, OK, TX.

Southeast Direct Cattle Report (AL/AR/FL/GA/LA/MS/TN)

This Week: 1,435
Last Reported: 1,326
Last Year: 1,411
Compared to last week: Not enough current FOB comparable sales for a trend. Demand was moderate to good. Supply included: 100% Feeder Cattle (55.8% Steers, 44.2% Heifers). Feeder cattle supply over 600 lbs was 86%. Unless otherwise noted, Feeder Cattle prices FOB based on net weights after a 2-3% shrink or equivalent, with up to a 15 cent slide >600 lbs and up to a 20 cent slide <600 lbs. Livestock reported this week originated from AL, AR, GA, MS.

Southwest Direct Cattle Report (AZ/CA/NV)

This Week: 815
Last Reported: 1,400
Last Year: 1,435
Compared to last week, feeder steers sold steady on comparable sales. Trade active, demand good. Supply included: 100% Feeder Cattle (11% Steers, 84% Dairy Steers, 4.9% Heifers). Feeder cattle supply over 600 lbs was 15%. Unless otherwise noted, Feeder Cattle prices FOB based on net weights after a 2-3% shrink or equivalent, with a 5-10 cent slide on calves. 3-6 cent slide on yearlings. Delivered prices included freight, commissions, and other expenses. Livestock reported this week originated from CA, OH.

Texas Direct Cattle Report

This Week: 11,081
Last Reported: 14,514
Last Year: 15,093
Compared to last week: Current FOB steers and heifers were steady to 5.00 lower. Some declines in CME cattle boards throughout the week with the direct trade markets following suit. Demand was moderate to good. Supply included: 100% Feeder Cattle (42.7% Steers, 53.8% Heifers, 3.5% Beef/Dairy Heifers). Feeder cattle supply over 600 lbs was 97%. Unless otherwise noted, Feeder Cattle prices FOB based on net weights after a 2-3% shrink or equivalent, with up to a 15 cent slide >600 lbs and up to a 20 cent slide <600 lbs. Livestock reported this week originated from AL, AR, CA, CO, GA, KS, KY, MS, NM, OK, TX.

Wyoming-Nebraska Direct Cattle Report

This Week: 475
Last Reported: 120
Last Year: 1,490
No recent comparable offerings for a market comparison.

• Extensive U.S. & Canadian Auction Results are available on The Cattle Range

[^ Contents](#)

USDA Weekly Hay Reports: ["Click" on links for detailed report](#)

- | | | |
|------------------------------|------------------------------|--|
| • Alabama | • Missouri | • Oregon |
| • California | • Montana | • South Dakota |
| • Colorado | • Nebraska | • Texas |
| • Idaho | • New Mexico | • WA/OR Columbia Basin |
| • Iowa | • Oklahoma | • Wyoming |
| • Kansas | | |

[^ Contents](#)

Although all information is from sources believed to be accurate & timely, The Cattle Range expressly disclaims all warranties, expressed or implied, as to the accuracy of any of the contents provided and shall not be liable for decisions or actions taken based on the data/information/opinions contained within.