the Cattle Range

www.cattlerange.com

Weekly Market Summary

For the week ending April 14, 2023

Fat Cattle trade for cattle on the South ended 6.00 higher with demand mixed to slow. Cutter cows, 350-375pkgs, Kansas sold a Monday week ago at 2.00 higher and 1.00 to 2.00 higher impediments. Low Cattle Futures and Feeder Cattle futures were higher. Live Cattle Futures closed 1.00 to 2.00 higher on the week.

Fat Cattle Comparisons & Transactions...

Feeder Cattle trade for the week ended 6.00 higher with buyers mixed. Feeder Cattle Futures closed 1.00 to 2.00 higher on the week.

Cattle Feeder Carcass Value - 2021 to 3/18/23 Range and Trend

Click this link to access the Wkly Cattle Feeder Carcass Value Range & Trend chart in Excel as animated.

Fed Cattle: Trade in the South 5.00 higher at 175.00 with feedlots trade 2.00 higher at 180.00 in a mostly 2.00 higher market. Dressed sales were 3.00 higher on 2.00 higher carcasses. Cutter cows, 350-375pkgs, Kansas sold a week ago at 2.00 higher and 1.00 to 2.00 higher impediments. The heifer film sold 2.00 higher on 2.00 higher carcasses. Cutter cows, 350-375pkgs, Kansas sold a week ago at 2.00 higher and 1.00 to 2.00 higher impediments.

Fed Steers: 175.00 trade in the South. Fed Steer Yield Grade 3 Carcass Value: 2.00 higher at 270.00 with 2.00 higher carcasses. Fed Steers: 175.00 in the South. Fed Steers: 180.00 in the Plains. Fed Steers: 180.00 in the Midwest. Fed Steers: 180.00 in the Northeast. Fed Steers: 180.00 in the Southeast. Fed Steers: 180.00 in the Northwest. Fed Steers: 180.00 in the Southwest. Fed Steers: 180.00 in the Mountain. Fed Steers: 180.00 in the Pacific. Fed Steers: 180.00 in the Pacific Northwest. Fed Steers: 180.00 in the Upper Midwest. Fed Steers: 180.00 in the Upper Plains. Fed Steers: 180.00 in the Upper Southwest. Fed Steers: 180.00 in the Upper Southeast. Fed Steers: 180.00 in the Upper Northeast. Fed Steers: 180.00 in the Upper Northwest. Fed Steers: 180.00 in the Upper Pacific. Fed Steers: 180.00 in the Upper Pacific Northwest. Fed Steers: 180.00 in the Upper Mountain

	CATTLE	CALVES	HOGS	SHEEP
Friday 04/14/2023	112,000	1,000	475,000	4,000
Week ago	105,000	1,000	436,000	5,000
Year ago (act)	114,000	1,000	436,000	4,000
Week to date	601,000	5,000	2,265,000	34,000
Same Period Last Week	593,000	5,000	2,360,000	34,000
Same Period Last Year (act)	613,000	6,000	2,337,000	39,000
Saturday 04/15/2023	12,000	0	173,000	0
Week ago	10,000	0	10,000	0
Year ago (act)	25,000	0	8,000	0
Week to date	613,000	5,000	2,438,000	34,000
Same Period Last Week	603,000	5,000	2,370,000	34,000
Same Period Last Year* (act)	638,000	6,000	2,346,000	39,000
2023 Year to Date	9,404,000	91,000	37,326,000	529,000
2022 *Year to Date	9,688,000	108,000	36,751,000	504,000
Percent change	-2.9%	-15.5%	1.6%	4.9%

2023 *Totals subject to revision
2022 *Totals adjusted to reflect NASS revisions
Yearly totals may not add due to rounding

Previous day	Steer and Heifer	Cow and Bull
Thursday	98,000	27,000

^ Contents

This week's Feedyard Closeouts...

Closeout projections are for cattle placed on feed by a cattle owner at a commercial feedyard and not for cattle owned by a vertically integrated company such as a beef processing company or a feedyard feeding cattle at cost. Cattle cost, cost of gain, and selling price will vary on a regional basis and projections assume grain is purchased/contracted at the time cattle are placed on feed. Cost includes $15 per head for freight to feedyard.

Typical closeout for un-hedged steers sold this week:

- Placed On Feed 150 days ago = November 15, 2022
- Projected P/(L) based on the futures when placed on feed: **($96.10)**

***Cost** of 750 lb. steer delivered @ $175.18 per cwt. + $15 freight:	$1,328.85
Feed Cost for 600 lbs. @ $1.36 per lb.	$816.00
Interest on cattle cost for 165 days:	$43.69
Interest on feed cost:	$13.41
Total Cost & Expense:	**$2,201.95**
****Sale proceeds:** 1,350 lb. steer @ **$181.69** per cwt:	**$2,452.82**
This week's Profit/(Loss) per head:	**$250.86**
Profit/(Loss) per head for previous week:	$173.57
Change from previous week:	+$77.29
Sale price necessary to breakeven:	**$163.11**

**CME Feeder Cattle Index* ***5 Area Daily Weighted Average*

Projected closeout for steers placed on feed this week:

- Projected Sale Date @ 150 days on feed = September 11, 2023

***Cost** of 750 lb. steer delivered @ $201.31 per cwt. + $15 freight:	$1,524.83
Feed Cost for 600 lbs. @ $1.32 per lb.	$792.00
Interest on cattle cost for 165 days:	$56.40
Interest on feed cost:	$14.65
Total Cost & Expense:	**$2,387.87**
****Sale proceeds:** 1,350 lb. steer @ **$166.60** per cwt:	**$2,249.10**
This week's Profit/(Loss) per head:	**($138.77)**
Profit/(Loss) per head for previous week:	($64.67)
Change from previous week:	-$74.10
Sale price necessary to breakeven:	**$176.88**

CME Feeder Cattle Index* * October Live Cattle Futures Contract*

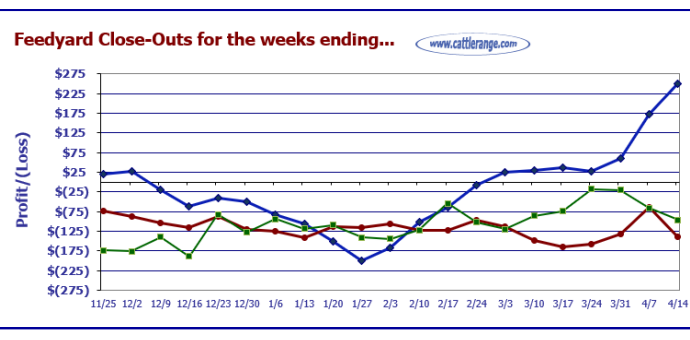

Typical closeout for hedged steers sold this week:	**($96.10)**
Typical closeout for un-hedged steers sold this week:	**$250.86**
Projected closeout for steers placed on feed this week:	**($138.77)**

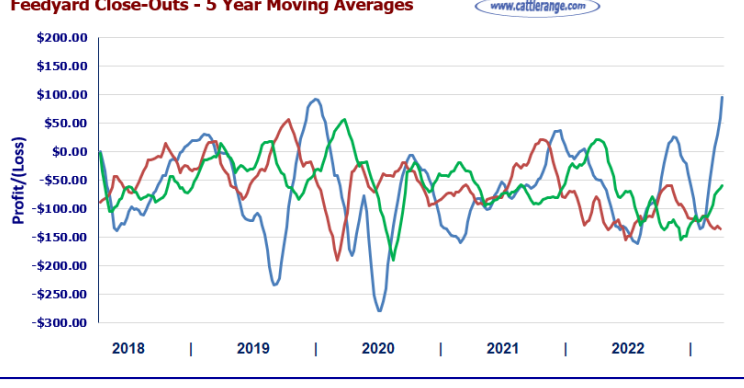

^ Contents

Feeder Steers/Corn Correlation: 5 Year Moving Average
Per cwt. price for feeder & slaughter steers compared to the cost of 25 bushels of corn.

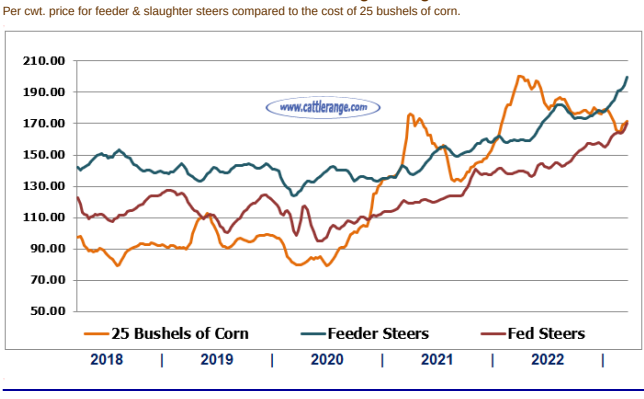

^ Contents

Federally Inspected Slaughter Cattle by Class:
Released by USDA Market News Service on 4/10/23 for week ending 4/1/23

Report for March 26, 2023 thru April 1, 2023 - Final

Federally Inspected Slaughter by Species and Day - U.S. (head)

	Cattle	Calves	Hogs	Sheep	Goats	Bison [1]
Monday, 03/27/2023	124,131	1,044	483,729	10,586	2,853	224
Tuesday, 03/28/2023	125,978	1,151	481,203	9,171	1,854	396
Wednesday, 03/29/2023	125,213	1,125	477,437	7,406	1,322	537
Thursday, 03/30/2023	125,610	1,063	478,241	7,537	2,296	277
Friday, 03/31/2023	118,920	1,231	469,813	6,446	1,589	141
Saturday, 04/01/2023	24,914	71	94,058	27	33	-
Total	**644,766**	**5,685**	**2,484,481**	**41,173**	**9,947**	**1,575**

Federally Inspected Slaughter Cattle by Class and Day - U.S. (head)

	Steers	Heifers	Str/Hfr % of Cattle	Dairy Cows	Other Cows	Dairy/Other % of Cattle
Monday, 03/27/2023	58,502	39,572	79.0%	11,593	12,444	19.4%
Tuesday, 03/28/2023	53,532	44,800	78.1%	13,114	12,389	20.2%
Wednesday, 03/29/2023	56,803	41,086	78.2%	13,815	11,670	20.4%
Thursday, 03/30/2023	58,095	39,881	78.0%	13,299	12,163	20.3%
Friday, 03/31/2023	55,982	36,236	77.5%	12,969	11,752	20.8%
Saturday, 04/01/2023	14,468	6,584	84.5%	1,993	1,803	15.2%
Total	**297,382**	**208,159**	**78.4%**	**66,783**	**62,221**	**20.0%**

Meat Production, Live Weight and Dressed Weight - U.S.

Beef	Cattle	Steers	Heifers	Cows	Bulls
Live Weight (lbs)	1,368				
Dressed Weight (lbs)	824	898	829	642	873
Meat Production (million lbs)	530.3				

^ Contents

Boxed Beef Cutouts:

Compared to last week, choice cutout 11.64 higher at 302.62 and the Select cutout 8.09 higher at 283.87. The Choice/Select spread at 18.75, 3.55 higher.

USDA Estimated Boxed Beef Cut-out Values - as of 1:30pm

Based on negotiated prices and volume of boxed beef cuts delivered within 0-21 days and on average industry cutting yields. Values reflect U.S. dollars per 100 pounds.

	Choice 600-900	Select 600-900
Current Cutout Values:	302.62	283.87
Change from prior day:	2.20	0.49
Choice/Select spread:	18.75	
Total Load Count (Cuts, Trimmings, Grinds):	80	

Composite Primal Values

	Choice	Select
Primal Rib	471.09	403.88
Primal Chuck	241.47	236.50
Primal Round	232.17	231.25
Primal Loin	422.76	381.05
Primal Brisket	238.15	232.00
Primal Short Plate	247.81	247.81
Primal Flank	188.42	181.14

Load Count And Cutout Value Summary For Prior 5 Days

Date	Choice	Select	Trim	Grinds	Total	Choice 600-900	Select 600-900
04/13	56	17	10	15	97	300.42	283.38
04/12	70	20	0	14	104	298.48	281.81
04/11	44	19	9	17	88	295.10	282.04
04/10	43	13	0	13	69	292.91	278.40
04/07	48	7	6	21	83	290.98	275.78
Current 5 Day Simple Average:						295.58	280.28

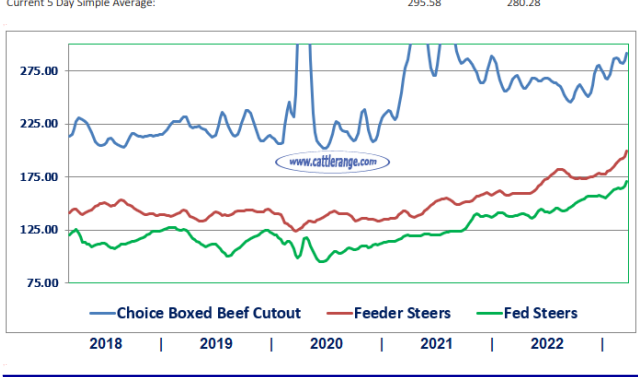

USDA National Steer & Heifer Estimated Grading Percent Report:
Released by USDA Market News Service on 4/10/23 for week ending 4/1/23

National, Regional, and State Breakdown of Official USDA Quality Grades. Percentages derived from each category numerical total, divided by the total number offered for USDA quality grading in each corresponding area.

	National	Region 1-5	Region 6	Region 7-8	Region 9-10
Prime	9.73%	14.99%	4.91%	9.76%	13.07%
Choice	74.37%	70.20%	65.47%	77.37%	74.55%
Select	12.55%	10.52%	27.06%	9.81%	6.31%
Other	3.36%	4.30%	2.55%	3.07%	6.07%

	Nebraska	Kansas	Texas
Prime	10.90%	7.97%	4.91%
Choice	75.61%	78.53%	65.47%
Select	9.07%	10.98%	27.06%
Other	4.42%	2.52%	2.55%

Last Week's Trade Data:

Beef:

Net sales of 8,700 MT for 2023 were down 36 percent from the previous week and 43 percent from the prior 4-week average. Increases primarily for South Korea (3,400 MT, including decreases of 400 MT), Japan (2,900 MT, including decreases of 400 MT), Mexico (1,200 MT, including decreases of 200 MT), Taiwan (500 MT, including decreases of 200 MT), and Chile (400 MT), were offset by reductions for Indonesia (700 MT), China (400 MT), and Brazil (100 MT).

Exports of 15,900 MT were down 8 percent from the previous week, but up 1 percent from the prior 4-week average. The destinations were primarily to South Korea (4,900 MT), Japan (3,700 MT), China (2,600 MT), Mexico (1,200 MT), and Taiwan (1,200 MT).

Pork:

Net sales of 27,100 MT for 2023 were down 49 percent from the previous week and 31 percent from the prior 4-week average. Increases were primarily for Japan (5,400 MT, including decreases of 100 MT), Mexico (5,300 MT, including decreases of 200 MT), China (3,900 MT, including decreases of 200 MT), South Korea (3,800 MT, including decreases of 500 MT), and Canada (2,100 MT, including decreases of 400 MT).

Exports of 37,000 MT--a marketing-year high--were up 17 percent from the previous week and 19 percent from the prior 4-week average. The destinations were primarily to Mexico (13,500 MT), China (8,200 MT), Japan (4,300 MT), South Korea (3,400 MT), and Canada (1,700 MT).

^ Contents

USDA National Retail Beef Report:
National Summary of Advertised Prices for Beef at Major Retail Supermarket Outlets

This week in Beef Retail, the Feature Rate rose by 11.6 percent, the Special Rate posted a 1.2 percent increase, and the Activity Index showed a 5.7 percent gain. More and more consumers are starting to dust off their grills as warmer temperatures become the norm around the country, resulting in more grill-friendly cuts making their way onto retail ads. Cuts from the Chuck, Round, Loin, and Ground Beef items saw more ad space while cuts from the Rib and Brisket saw less. Cattle slaughter under federal inspection was 1.7 percent higher when compared to last week.

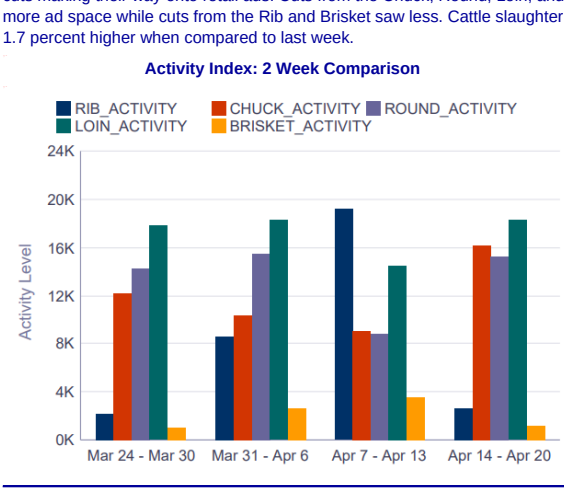

^ Contents

Est. Weekly Meat Production Under Federal Inspection:

Total red meat production under Federal inspection for the week ending Saturday, April 15, 2023 was estimated at 1034.9 million lbs. according to the USDA's Agricultures Marketing Service. This was 2.2 percent higher than a week ago and 0.9 percent lower than a year ago. Cumulative meat production for the year to date was 1.8 percent lower compared to the previous year.

^ Contents

5 Year Bullish/Bearish Consensus Charts from SentimenTrader:

The theory behind the "Bullish/Bearish Consensus" indicator is when the public reaches a consensus, **they are usually wrong:**

- They get too bullish after prices have risen and too bearish after they have already fallen.

Because of this tendency, there are often extremes in opinion right before major changes in trend:

- When the public reaches a bullish extreme, i.e., a great majority thinks prices will keep rising, then prices often decline instead.
- And when they become too bearish, then prices tend to rise.

So when Public Opinion moves above the **red dotted line** in the chart, it means that compared to other readings over the past year, you're seeing **excessive optimism**. You also want to look at the absolute level of Opinion, too - if it's at 90%, then there's no question we're seeing an historic level of bullish opinion. Watch for readings above 80% (or especially 90%) to spot those dangerous times when the public is overly enthusiastic about a commodity.

Conversely, when Public Opinion moves below the **green dotted line**, then the public is **excessively pessimistic** about the commodity's prospects for further gains compared to their opinion over the past year. Looking for absolute readings under 20% (or especially 10%) often indicates an upturn in the market.

Cattle Bullish/Bearish Consensus: 3 Year Chart

Corn Bullish/Bearish Consensus: 3 Year Chart

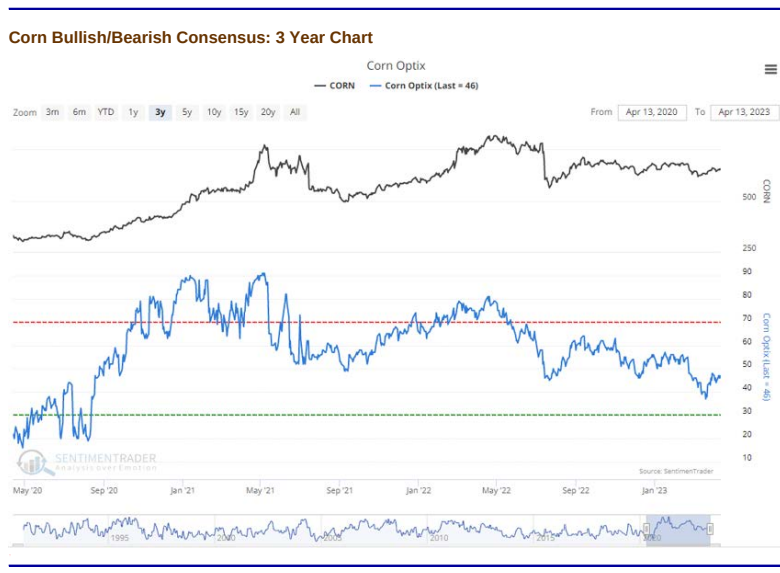

^ Contents

U.S. Dollar - 6 Month Chart:

Over the past 5 years, an average of around 12% of U.S. beef production has been exported, making exports an extremely important factor affecting beef and cattle prices. A strong dollar depresses export demand.

- U.S. Dollar Index

^ Contents

Stock Markets & Economic News:
T. Rowe Price

Encouraging inflation reports drive gains but fail to quell rate fears

The major benchmarks ended the week higher, as investors weighed slowing growth signals against signs that inflation pressures were receding a bit more than expected. Materials and industrials shares outperformed within the S&P 500 Index. Technology shares lagged, weighed down in part by a decline in graphics and artificial intelligence chipmaker NVIDIA, which continued a recent retreat from a 52-week high. T. Rowe Price traders noted that trading was exceptionally thin early in the week, which may have reflected closed markets in Europe following the Easter holiday.

Volumes picked up but remained muted for much of the week, as investors waited for the unofficial start of quarterly earnings season on Friday, kicked off by reports from banking giants JPMorgan Chase, Wells Fargo, and Citigroup. All three topped consensus estimates, seemingly helped in part by customers moving deposits from smaller, regional banks, which have come under scrutiny following the collapse last month of Silicon Valley Bank and New York-based Signature Bank. At the end of the week, analysts polled by FactSet were expecting overall earnings for the S&P 500 to have contracted 6.5% on a year-over-year basis in the first quarter. Despite the banking turmoil, earnings in the financials sector were expected to increase moderately.

The most highly anticipated event of the week may have been the Labor Department's Wednesday morning release of the consumer price index (CPI) for March. Stocks jumped on the news that the CPI rose only 0.1%, a tick below expectations, bringing the year-over-year rate to 5.0%, the slowest pace since May 2021. The indexes fell back later in the day, however, which our traders attributed in part to comments from Federal Reserve Bank of Richmond President Thomas Barkin, who stated that "there is still more to do" in calming inflation.

U.S. Stocks:

Index	Friday's Close	Week's Change	% Change YTD
DJIA	33,886.47	401.18	2.23%
S&P 500	4,137.64	32.62	7.77%
Nasdaq Composite	12,123.47	35.51	15.83%
S&P MidCap 400	2,489.47	42.38	2.43%
Russell 2000	1,781.16	26.69	1.13%

^ Contents

"**Click Here**" to view a Slide Show of Drought Monitor maps for the last 12 weeks

21.77% of the U.S. and 26.02% of the lower 48 states are in drought this week.	198.3 Million acres of major crops in U.S. are experiencing drought conditions this week.	41.4 Million people in the U.S. and 40.7 Million in the lower 48 states are affected by drought this week.	29 U.S. states are experiencing Moderate Drought (D1) or worse this week.
↓ 7.9% since last week	— 0.0% since last week	↓ 5.6% since last week	↑ 1 state since last week
↓ 30.8% since last month	↓ 7.8% since last month	↓ 19.1% since last month	↑ 2 states since last month

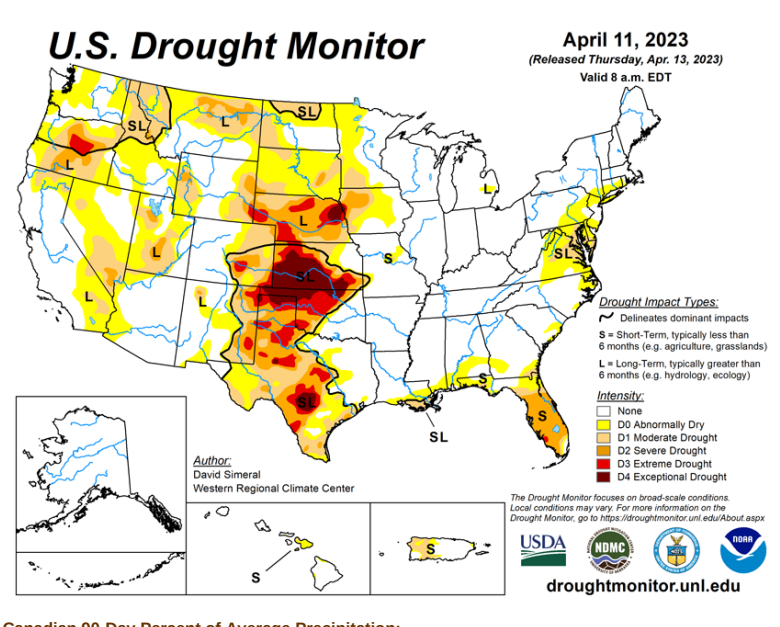

Canadian 90-Day Percent of Average Precipitation:

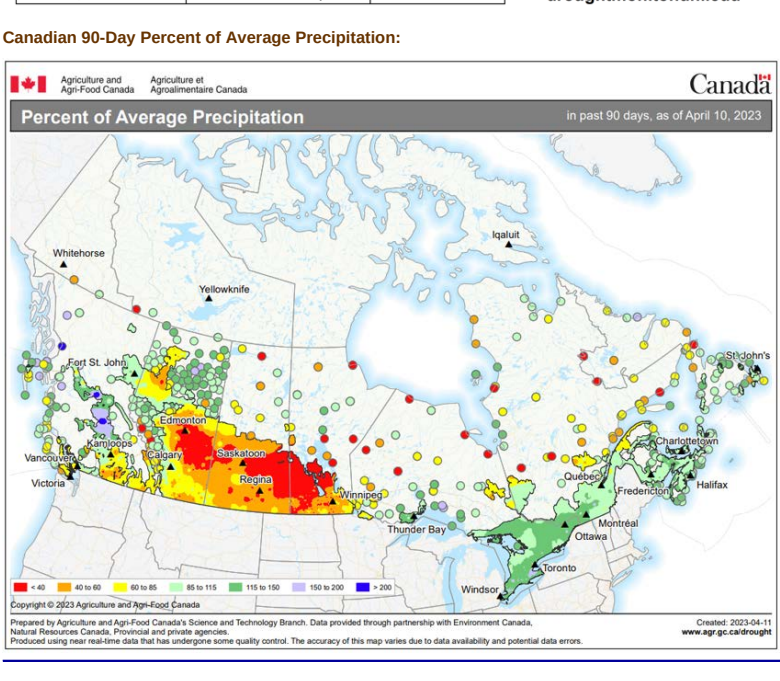

Looking ahead...

The NWS WPC 7-Day Quantitative Precipitation Forecast (QPF) calls for moderate-to-heavy liquid (liquid = rain + SWE) precipitation accumulations ranging from 2 to 5+ inches across western portions of Oregon and Washington while lighter accumulations (< 1 inch) are forecasted for areas of the northern and central Rockies. The remainder of the West is expected to be generally dry during the next 7-day period. In areas of the Upper Midwest and Northeast, light accumulations (< 1 inch) are expected, while light to moderate accumulations (1 to 4+ inches) are forecasted for areas of the Gulf Coast states with the heaviest accumulations expected in southern portions of Louisiana and Mississippi.

The CPC 6-10-day Outlooks calls for a moderate-to-high probability of above-normal temperatures across the southern and central Plains, South, Southeast, and the Northeast, while below-normal temperatures are expected across areas west of the Rockies and across areas of the northern Plains and Upper Midwest. In terms of precipitation, below-normal precipitation is expected across the far eastern extent of the Midwest and the southwestern portion of the Northeast region, while above-normal precipitation is forecasted for Plains states, Texas, and the northern two-thirds of the western U.S.

Precipitation & Temperature Outlooks:

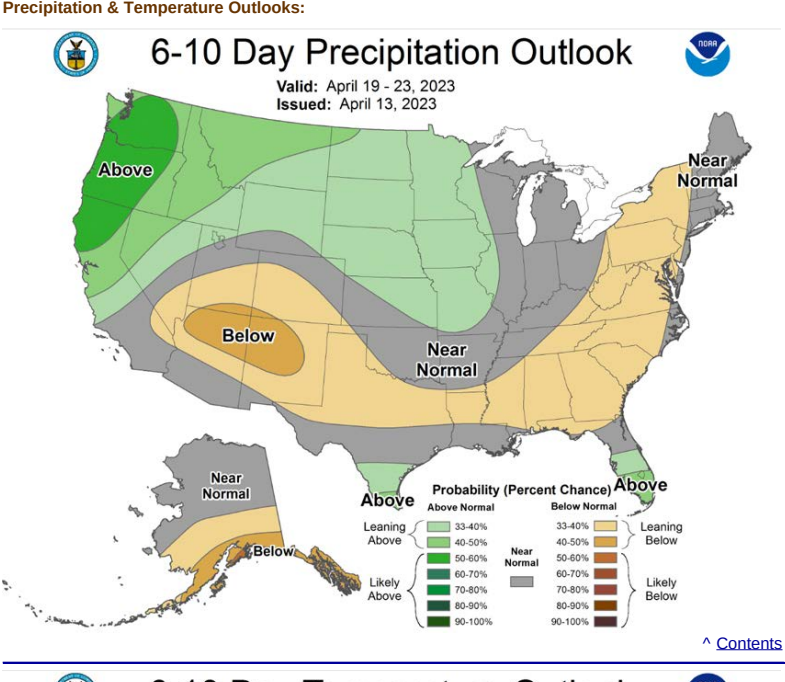

^ Contents

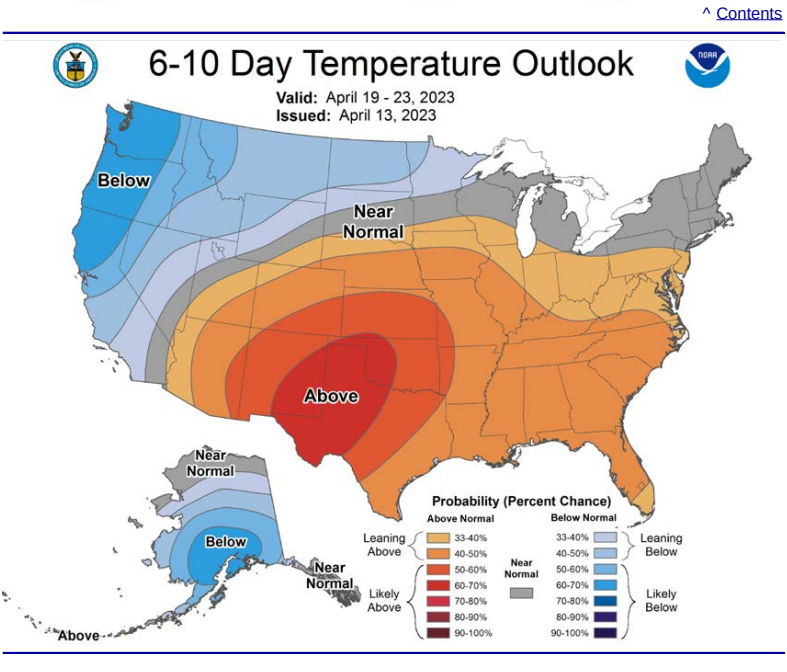

^ Contents

Weekly Grain Market Review:

Grain Prices	04/14/23	Last Week	1 Month Ago	1 Year Ago	5 Yr. Avg.
Omaha Corn	6.93	6.73	6.70	7.89	5.02
Kansas City Wheat	8.23	8.06	7.90	10.92	6.33
May Corn Futures	6.6625	6.4350	6.3450	7.9025	4.9117
May Wheat Futures	6.8250	6.7550	7.1050	10.9650	6.4174

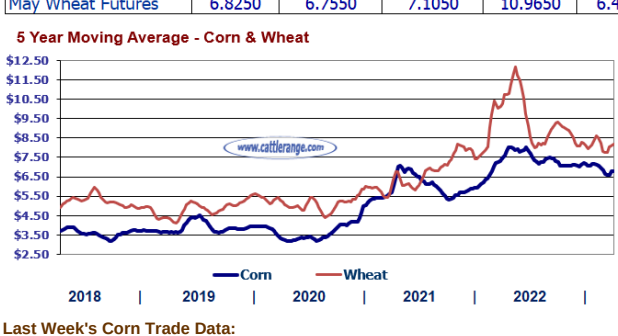

Last Week's Corn Trade Data:

Net sales of 527,700 MT for 2022/2023 were down 58 percent from the previous week and 68 percent from the prior 4-week average. Increases primarily for Mexico (291,000 MT, including decreases of 500 MT), Japan (166,800 MT, including 111,300 MT switched from unknown destinations), China (140,800 MT, including 136,000 MT switched from unknown destinations and decreases of 1,100 MT), Colombia (45,100 MT, including 34,000 MT switched from Panama, 5,000 MT switched from Honduras, and decreases of 113,100 MT), and unknown destinations (24,300 MT), were offset by reductions for South Korea (130,000 MT), Panama (34,000 MT), El Salvador (13,500 MT), Qatar (8,100 MT), and the Dominican Republic (3,800 MT).

Exports of 917,000 MT were down 19 percent from the previous week and 15 percent from the prior 4-week average. The destinations were primarily to Mexico (279,700 MT), China (208,800 MT), Japan (161,800 MT), Colombia (159,200 MT), and the Dominican Republic (57,200 MT).

^ Contents

Regional Auction Reports... Click Link to view entire report

Friday/Saturday Auctions:

Burwell Livestock Auction Market - Burwell NE
This Week:
Last Reported:
Last Year:
No sale reported.

Ft. Pierre Livestock Auction - Ft. Pierre SD
This Week:
Last Reported:
Last Year:
This week's feeder cattle auction has been postponed until April 14, 2023 due to the winter storm and blizzard conditions.

Lexington Livestock Market - Lexington, NE
This Week:
Last Reported:
Last Year:
No sale reported.

Torrington Livestock Commission - Torrington WY
This Week: 2,359
Last Reported: 963
Last Year: 677
Compared to last week; slaughter and feeder cows traded 3.00 higher with instances 10.00 higher on a lighter run than last week. on comparable trades. Slaughter bulls traded sharply higher also on a limited test. Due to the weather in the area this week the Wednesday feeder special was moved to today also. A nice offering today of feeder cattle with most all classes selling sharply higher than last week.

Cattleman's Livestock Auction - Belen NM
This Week: 785
Last Reported: 867
Last Year: 676
Compared to last week: Steer and heifer calves sold 3.00-5.00 higher. Feeder steers and heifers sold steady 1.00-2.00higher. Slaughter cows and bulls sold 1.00-2.00 higher. Trade was active and demand was good.

Eastern MO Commission Company - Bowling Green, MO
This Week: 776
Last Reported: 874
Last Year: 2,597
Compared to the last tested auction two weeks ago, a light offering this week but overall a good quality offering of feeders with the best test on the 450-600 lb heifers selling 8.00-12.00 higher, 600-750 lb heifers sold fully steady to firm with feeder steers all selling with a firm to higher undertone on a light test. Slaughter cows sold steady.

Smith County Commission - Carthage TN
This Week: 499
Last Reported: 1,043
Last Year: 909
Trends this week are on a light test due to light offering because of the Easter Holiday weekend. Compared to last week, Feeder Steers/Bulls 3.00-7.00 higher; Feeder Heifers 2.00-7.00 higher; Slaughter Cows steady to 2.00 higher; Slaughter Bulls mostly steady.

Carolina Stockyards – Livestock Auction – Siler City, NC
This Week: 755
Last Reported: 1,085
Last Year: 1,087
Slaughter cattle were 1.00 to 2.00 lower this week compared to last week . Feeder cattle were 2.00 to 4.00 higher this week compared to last week . Demand was good ; market activity and buyer interest were active . Offerings light with quality average.

Monday Auctions:

Sioux Falls Regional Livestock Report - Worthing SD
This Week: 2,495
Last Reported: 4,319
Last Year: 3,935
Compared to last week: Feeder steers steady to 4.00 higher with instances of 28.00, feeder heifers 3.00 to 5.00 higher with instances of 15.00. Demand for this light offering of feeder cattle was good.

Tri-State Livestock Auction Market - McCook NE
This Week: 1,127
Last Reported: 1,873
Last Year: 950
Compare to last week, steers under 700 lbs sold sharply higher on the day, over 700 lbs sold 7.00 to 8.00 higher. Heifers sold steady to 2.00 higher on a thin test. Light test of the market on calves, feeders and bred cows but demand was good for all on offer.

Roswell Livestock Auction - Roswell NM
This Week: 502
Last Reported: 1,638
Last Year: 904
Compared to last week; Steer calves 350-600 lbs had signficantly lower numbers because of the holiday weekend, but a higher market was felt. Heifer calves 400-500 lbs were 10.00-11.00 higher while 500-550

lbs were 10.00 lower; 550-600 lbs were substantially higher on lower numbers also. Feeder steers had insuffiient numbers to compare, but a steady market prevailed.. Feeder heifers were sharply lower on much lower numbers as well.

Oklahoma National Stockyards Feeder Cattle - Oklahoma City OK
This Week: 4,927
Last Reported: 7,540
Last Year: 7,153
Compared to last week: Feeder steers and heifers 5.00 - 9.00 higher, with instances as high as 12.00 higher. Light weight Steer calves 6.00-800 lower, steer calves 500-600 lbs suitable for pasture sold 8.00-10.00 higher. Heifers calves lightly tested with a steady to 1.00 higher undertone noted. Demand moderate to good. Quality average to attractive.

Joplin Reg. Stockyards Feeder Cattle - Carthage MO
This Week: 8,248
Last Reported: 9,088
Last Year: 7,054
Compared to last week, feeder steers sold 4.00-12.00 higher, with light four weight calves selling 20.00 higher. Feeder heifers sold 4.00-8.00 higher. Another barn burner at Joplin this week with a package of 415 lb. steers selling at 301.00

Callaway Livestock Center - Kingdom City MO
This Week: 1,254
Last Reported: 2,297
Last Year: 2,384
Compared to last week, steer calves weighing 400-600 lbs sold 5.00-10.00 higher, with a light offering of 6 weight steers selling fully steady to firm and a part load of 883 lb steers traded steady within last week's range of pot load lots. Feeder heifers weighing 400-450 lbs sold 5.00- 10.00 higher, spots 15.00 higher, with 450-500 lbs selling steady to firm on last week's active market.

Mid-South Livestock - Unionville TN
This Week: 651
Last Reported: 1,070
Last Year: 921
Compared to last week, Feeder Steers/Bulls 3.00-10.00 higher; Feeder Heifers 4.00-12.00 higher; Slaughter Cows 2.00 higher with lean cows being 5.00-7.00 higher; Slaughter Bulls 3.00 higher.

United Producers Inc. - Irvington KY
This Week: 479
Last Reported: 1,060
Last Year: 874
Compared to last week feeder steers were steady with good demand buyer demand for 500-600lbs steers. Feeder heifers were unevenly steady with good buyer participation. Slaughter cows were up 3.00-4.00 with good buyer demand, slaughter bulls were steady with low receipts.

Blue Grass South Livestock Market - Stanford KY
This Week: 280
Last Reported: 270
Last Year: 338
Compared to last Monday: Feeder Steers under 500 lbs. 8.00-12.00 higher, over 500lbs steady on a light test. Feeder Heifers steady to 3.00 higher. Good demand for all feeder classes. Slaughter cows and bulls steady, good demand for slaughter classes.

Tuesday Auctions:

Lonestar Stockyards - Wildorado, TX
This Week: 1,109
Last Reported: 1,000
Last Year: 690
Compared to last week: Feeder steers and heifers sold 4.00 to 8.00 higher, with instances as much as 12.00 higher. Trade activity was moderate on good demand.

Winter Livestock Auction - Riverton, WY
This Week: 597
Last Reported: 218
Last Year: 673
Compared to last Tuesday sale, several bred cows, cow calf pairs and special feeder calves. Slaughter cows and bulls firm on a good offering with instances 2.00-6.00 higher. Feeder calves higher overtones noted again this week with instances 10.00 to 20.00 higher on bigger packages. Demand good.

Miles City Livestock Commission Auction - Miles City, MT
This Week: 827
Last Reported: 499
Last Year: 0
Compared to last week: Feeder cattle were all too lightly tested last week to develop an accurate market trend, however higher undertones were noticed on steers; heifers under 550 lbs sold with sharply higher undertones, heifers over 550 lbs sold with higher undertones.

Winter Livestock - La Junta CO
This Week: 1,693
Last Reported: 3,486
Last Year: 1,760
Today's sale consisted mostly of bred cows and cow calf pairs. Feeder steers and heifers with quality and condition mostly steady in a light test. Slaughter cows and bulls mostly steady. Demand moderate to good.

OKC West Livestock Auction - El Reno, OK
This Week: 1,500
Last Reported: 7,059
Last Year: 5,207
Compared to last week : Steer and heifer calves sold 4.00-8.00 higher, instances as much as 12.00 higher. Demand very good. Quality plain to average, few attractive.

Ozarks Regional Stockyards - West Plains MO
This Week: 2,883
Last Reported: 2,178
Last Year: 1,933
Compared to last week, steer and heifer calves were 6.00-12.00 higher with spots 16.00 higher. Yearling steers and heifers sold 4.00-6.00 higher. Demand was very good on a moderate supply.

Mid-State Stockyards LLP - Letohatchee, AL
This Week: 1,495
Last Reported: 1,604
Last Year: 1,108
Compared to one week ago: Slaughter cows and bulls sold steady to 3.00 higher. Replacement cows sold steady. Feeder cattle sold 2.00 to 5.00 higher

Blue Grass Stockyards - Lexington, KY
This Week: 1,397
Last Reported: 763
Last Year: 886
Compared to last week steer calves sold 5.00 to 10.00 higher with very good demand for weaned thin-fleshed packages suitable for grass. Feeder heifers sold 3.00 to 6.00 lower with good demand for weaned thin- fleshed packages suitable for grass. Fleshy bawlers facing discounts. Slaughter cows and slaughter bulls sold 1.00 to 2.00 higher with good demand.

Wednesday Auctions:

Hub City Livestock Auction - Aberdeen SD
This Week: 6,563
Last Reported: 7,784
Last Year: 1,418
Compared to two weeks ago: steers 550 to 599 lbs and 750 to 799 lbs 15.00 to 20.00 higher, 650 to 749 and 800 to 950 lbs 10.00 to 12.00 higher, 600 to 649 lb steers not well compared. Heifers 600 to 850 lbs 10.00 to 14.00 higher. Good to very good demand for today's large offering.

Bassett Livestock Auction - Bassett NE
This Week: 6,445
Last Reported: 2,105
Last Year: 6,590
No recent test of market for an accurate comparison, a trend will not be given for steers or heifers. Demand was very good with several buyers and active internet bidding

Huss Platte Valley Auction - Kearney NE
This Week: 3,966
Last Reported: 3,178
Last Year: 4,188
Compared to last week, steers 650-750 lbs sold steady to 3.00 lower and steers over 750 lbs sold 6.00 to 8.00 higher. Heifers over 600 lbs sold steady to 3.00 higher. Demand was good from the buyers in the crowd.

OKC West - El Reno OK
This Week: 6,937
Last Reported: 7,059
Last Year: 5,207
Compared to last week: Feeder steers sold 6.00-9.00 higher. Feeder heifers over 700 lbs traded 4.00-9.00 higher, heifers under 700 lbs suitable for grazing 10.00-20.00 higher. Steer and heifer calves sold 4.00-8.00 higher, instances as much as 12.00 higher. Demand very good.

Clovis Livestock Auction - Clovis, NM
This Week: 1,755
Last Reported: 1,720
Last Year: 1,625
Compared to last week; Steer calves 300-350 lbs were 7.00 higher while 350-400 lbs were sharply higher. 400-450 lbs were 3.00 lower and 450-550 lbs held steady. Steer calves 550-600 lbs sold 7.00 higher. Heifer calves 350-400 lbs were 7.00 higher while 400-500 lbs were 5.00-10.00 lower. 500-600 lbs heifer calves sold 11.00-16.00 higher. Feeder steers 600-700 lbs were 3.00-4.00 higher and 700-800 lbs sold 10.00-14.00 higher on large numbers coming off of wheat. Feeder heifers 600-650 lbs were 6.00 lower and 650-700 lbs sold 4.00 higher. 700-750 lbs were 2.00 higher while 750-800 lbs were 8.00 lower.

Winter Livestock Feeder Cattle Auction - Dodge City KS
This Week: 2,821
Last Reported: 2,891
Last Year: 1,905
Compared to last week, feeder steers 600 lb to 950 lb sold 8.00 to 9.00 higher. Steer calves 400 lb to 600 lb sold 11.00 to 20.00 higher. Feeder heifers 600 lb to 900 lb sold 6.00 to 8.00 higher. Heifer calves 400 lb to 600 lb sold 10.00 to 12.00 higher. Most advance on home raised thin fleshed cattle. Demand was good. Slaughter cows sold 3.00 to 4.00 lower. Slaughter bulls sold 5.00 to 6.00 lower.

Bloomfield Livestock Market - Bloomfield, IA
This Week: 1,546
Last Reported: 2,234
Last Year: 2,038
Todays sale featured mostly yearling cattle. Supply was moderate and included many load lots of steers. Demand was good, especially for the eight weight steers.

Springfield Livestock Auction - Springfield MO
This Week: 1,647
Last Reported: 1,345
Last Year: 714
Compared to last week, steers and heifers sold 2.00 to 6.00 higher with spots 10.00 higher on lightweight calves. Dairy steers sold sharply higher with the highest gains in 5 weight steers compared to the last dairy steer special 3 weeks ago. Demand was very good on a moderate supply.

South Central Regional Stockyards - Vienna, MO
This Week: 1,128
Last Reported: 872
Last Year: 774
Compared to last Wednesday, feeder steers 4.00-10.00 higher. Feeder heifers under 600 lbs 12.00-18.00 higher with no comparisons available over 600 lbs. Slaughter cows steady. Demand very good.

Roanoke Stockyard - Roanoke AL
This Week: 998
Last Reported: 787
Last Year: 947
Compared to one week ago: Feeder steers sold 5.00 to 8.00 higher, feeder bulls and heifers sold 3.00 to 4.00 higher. Slaughter cows sold 2.00 higher, slaughter bulls sold 5.00 higher. Replacement cows and pairs sold mostly steady.

Blue Grass Stockyards - Albany KY
This Week: 642
Last Reported: 614
Last Year: 669
Compared to last week: Feeder steers under 400lbs sold steady with feeder steers over 400lbs 5.00 to 7.00 higher. Feeder heifers under 500lbs sold steady with feeder heifers over 500lbs 6.00 to 8.00 higher. Slaughter cows sold 2.00 to 3.00 higher with some extremely high dressing individuals. Slaughter bulls sold steady.

Thursday Auctions:

Billings Livestock Commission Cattle Auction - Billings, MT
This Week: 1,151
Last Reported: 1,090
Last Year: 641
Compared to last week: Steers and heifers were too lightly tested today to develop an accurate market trend, however higher undertones were noticed on all offerings. Quality this sale was mostly plain to average. Most lots were offered in small packages or as singles. Demand was good to very good, despite light offerings.

Mitchell Livestock Auction – Mitchell SD
This Week: 5,180
Last Reported: 2,457
Last Year: 3,364
Compared to last week: Feeder steers 800-1000 lbs. sold steady. Feeder heifers 800-900 lbs. sold unevenly steady, flesh on feeders today was a big factor on prices paid per pound. Top dollar was paid for calves 250-450 lbs. Demand was good, with many large load lots in todays offering.

Valentine Livestock Auction - Valentine NE
This Week: 3,620
Last Reported: 1,850
Last Year: 4,080
No recent test of market for an accurate comparison a trend will not be given for steers or heifers. Demand was good with several buyers and active internet bidding.

Apache Livestock Auction - Apache, OK
This Week: 2,219
Last Reported: 1,498
Last Year: 1,734
Compared to last week: Feeder steers weighing 600 to 700 lb. steady to 8.00 lower, 750 to 850 lbs. 8.00 to 12.00 higher. Feeder heifers 9.00 to 12.00 higher. Steer calves unevenly steady. Heifer calves 1.00 to 5.00 lower. Quality good to attractive with good demand. Slaughter cows 1.00 to 3.00 lower. Slaughter bulls 2.00 lower.

Woodward Wtd Avg Cattle - Woodward OK
This Week: 3,850
Last Reported: 1,882
Last Year: 3,298
Compared to last week: Feeder steers 6.00 to 8.00 higher. Feeder heifers 8.00 to 12.00 higher. Steer calves under 500 lbs steady, over 500 lbs 6.00 to 8.00 higher. Heifer calves 5.00 to 10.00 higher with instances of 20.00 higher. Demand was moderate to active.

Pratt Livestock Auction - Pratt KS
This Week: 5,141
Last Reported: 2,102
Last Year: 5,103
Compared to last week, feeder steers under 500 lbs sold 8.00 to 10.00 higher; over 500 lbs sold steady to 2.00 lower. Feeder heifers under 500 lbs sold on a light test though a higher undertone was noted; 500 to 700 lbs 4.00 to 8.00 higher; over 700 lbs steady to 5.00 higher. Slaughter cows sold uneven; breakers 4.00 to 5.00 lower, boners and leans steady to 1.00 higher. Slaughter bulls overall sold 1.00 to 2.00 higher. Demand overall was good.

Farmers & Ranchers Livestock - Salina KS
This Week: 5,476
Last Reported: 4,502
Last Year: 4,496
Compared to last week 450 to 650 lb steers sold steady to 1.00 higher and 700 to 800 lb steers sold 2.00 to 5.00 higher with 800 to 900 lb steers selling 3.00 to 5.00 lower. Heifers sold mixed with 450 to 500 lb heifers selling 3.00 higher and 700 to 800 lb heifers selling 7.00 to 8.00 higher while 550 to 650 lb heifers sold 3.00 to 7.00 lower.

Cattleman's Livestock Auction - Dalhart TX
This Week: 1,581
Last Reported: 1,926
Last Year: 1,920
Compared to last week: all classes of cattle traded 5.00 to 7.00 higher with instances of 15.00 to 25.00 higher on cattle under 700 lbs. Slaughter cows and bulls traded steady to 3.00 lower. Trading was active with very good buyer demand.

New Cambria Livestock Market - New Cambria, MO
This Week: 945
Last Reported: 1,290
Last Year: 1,336
Compared to the last sale two weeks ago, steers sold 6.00 to 12.00 higher, with a few instances sharply higher, mostly on 600-650 lb steers. Heifers of all weights took a big advance, showing spots as much as 20.00 higher. Slaughter cows steady to 2.00 higher.

Calhoun Stockyard - Calhoun, GA
This Week: 524
Last Reported: 421
Last Year: 607
Compared to one week ago, slaughter cows 3.00 to 5.00 higher, slaughter bulls mostly steady, feeder steers and steer calves lightly tested, feeder bulls and heifers lightly tested, bull calves steady to 3.00 higher, heifer calves mostly steady.

Toppenish Livestock Auction - Toppenish, WA
This Week: 1,450
Last Reported: 1,690
Last Year: 1,370
Compared to last Thursday, stocker and feeder cattle steady. CME Feeder cattle April was 45 cents higher at the close but the other futures ended 57 to 75 cents lower. Slaughter cows and bulls firm to 2.00 higher. Trade very active with very good demand.

Bluegrass Stockyards South - Stanford KY
This Week: 2,724
Last Reported: 1,697
Last Year: 1,529
Compared to last Thursday: Feeder steers under 500 lbs. steady to 2.00 higher, over 500 lbs. 8.00 to 10.00 higher, feeder heifers under 300 lbs. 15.00 to 20.00 higher, 300-400 lbs. steady, over 500 lbs. 6.00 to 8.00 higher. Good to very good demand for feeder and yearling classes. Slaughter cows 2.00 to 4.00 higher, slaughter bulls steady. Good demand for slaughter classes.

Paris Stockyards - Paris KY
This Week: 2,292
Last Reported: 1,728
Last Year: 1,786
Compared to last week feeder steers under 600 lbs steady-2.00 higher; over 600 lbs sold 2.00-3.00 higher. Feeder heifers under 500 lbs 2.00-4.00 higher; over 500 lbs steady. Slaughter cows sold 4.00-5.00 lower on lower quality offering, Slaughter bulls sold 20..-3.00 lower.

---

^ Contents

Direct Sales of Feeder & Stocker Cattle... Click Link to view entire report

Colorado Direct Cattle Report
This Week: 1,280
Last Reported: 2,826
Last Year: 3,610
Compared to last week: Limited comparable current FOB trades for a market trend, although a higher undertone is noted. Demand moderate to good Supply included: 100% Feeder Cattle (59.4% Steers, 40.6% Heifers). Feeder cattle supply over 600 lbs was 93%. Unless otherwise noted, Feeder Cattle prices FOB based on net weights after a 0-2% shrink or equivalent, with a 0-8 cent slide > 600 lbs. and 0 cent slide < 600 lbs. Livestock reported this week originated from CO, NM, TN.

Eastern Cornbelt Direct Cattle Report (IL/IN/MI/MN/OH/KY)
This Week: 585
Last Reported: 3,568
Last Year: 1,472
Compared to last week: Not enough Current FOB trades of feeder steers and heifers last week for a trend. Demand good to very good. Some producers are either preparing for planting or already in the field. Supply included: 100% Feeder Cattle (12% Steers, 88% Heifers). Feeder cattle supply over 600 lbs was 100%. Unless otherwise noted, Feeder Cattle prices FOB based on net weights after a 2-3% shrink or equivalent, with up to a 15 cent slide > 600 lbs. Livestock reported this week originated from KY

Kansas Direct Feeder Cattle Report
This Week: 4,114
Last Reported: 4,578
Last Year: 3,232
Compared to last week: Limited comparable current FOB trades for a market trend, although a higher undertone is noted. Demand moderate to good Supply included: 100% Feeder Cattle (67.2% Steers, 32.8% Heifers). Feeder cattle supply over 600 lbs was 100%. Unless otherwise noted, Feeder Cattle prices FOB based on net weights after a 2-3% shrink or equivalent, with a 4-8 cent slide > 600 lbs. Livestock reported this week originated from CO, KS, OK, TX.

Missouri Direct Cattle Report
This Week: 130
Last Reported: 205
Last Year: 240
Compared to last week: Not enough comparable trades this week for a trend, Demand good. Supply included: 100% Feeder Cattle (100% Heifers). Feeder cattle supply over 600 lbs was 100%. Unless otherwise noted, Feeder Cattle prices FOB based on net weights after a 2-3% shrink or equivalent, with up to a 15 cent slide > 600 lbs. Livestock reported this week originated from MO

Montana Direct Cattle Report
This Week:
Last Reported:
Last Year:
Compared to last week: No trades this week for a trend.

New Mexico Direct Cattle Report
This Week: 5,530
Last Reported: 1,076
Last Year: 1,389
Compared to last week: Not enough comparable trades to test trends, however a definite higher undertone is noted. Demand good again this week as slaughter cattle prices pushed record levels higher. High winds and low humidity continues to worsen the drought. Supply included: 100% Feeder Cattle (60.6% Steers, 2.9% Dairy Steers, 32.6% Heifers, 4% Dairy Heifers). Feeder cattle supply over 600 lbs was 49%. Unless otherwise noted, Feeder Cattle prices FOB based on net weights after a 2-3% shrink or equivalent, with a 4-8 cent slide > 600 lbs. and 8-12 cent slide < 600 lbs. Livestock reported this week originated from NM.

Northwest Direct Cattle Report (WA/OR/ID/UT)
This Week: 3,566
Last Reported: 298
Last Year: 262
Compared to last week: Limited comparable current FOB trades for a market trend, although a higher undertone is noted. Demand moderate to good Supply included: 100% Feeder Cattle (67.7% Steers, 32.3% Heifers). Feeder cattle supply over 600 lbs was 100%. Unless otherwise noted, Feeder Cattle prices FOB based on net weights after a 0% shrink or equivalent, with a 0 cent slide > 600 lbs. Livestock reported this week originated from AZ, CA, ID

Oklahoma Direct Cattle Report
This Week: 2,641
Last Reported: 3,199
Last Year: 4,142
Compared to last week: Feeder steers traded 3.00-5.00 higher, not enough feeder heifers last week for a trend but a higher undertone was noted. Demand good. Cash fat cattle trade was sharply higher, instances up to 10.00 higher on dressed cattle. Supply included: 100% Feeder Cattle (57.5% Steers, 42.5% Heifers). Feeder cattle supply over 600 lbs was 93%. Unless otherwise noted, Feeder Cattle prices FOB based on net weights after a 2-3% shrink or equivalent, with up to a 15 cent slide > 600 lbs and up to a 20 cent slide < 600 lbs. Livestock reported this week originated from NM, OK, TX.

Southeast Direct Cattle Report (AL/AR/FL/GA/LA/MS/TN)
This Week: 1,660
Last Reported: 2,043
Last Year: 709
Compared to last week: Not enough current FOB steer or heifer sales for an adequate market trend. Trade activity was moderate to good on good demand. Supply included: 100% Feeder Cattle (51.7% Steers, 48.3% Heifers). Feeder cattle supply over 600 lbs was 77%. Unless otherwise noted, Feeder Cattle prices FOB based on net weights after a 2-3% shrink or equivalent, with up to a 15 cent slide > 600 lbs and up to a 20 cent slide < 600 lbs. Current delivery is within 14 days of report date. Livestock reported this week originated from AL, FL, GA, TN.

Southwest Direct Cattle Report (AZ/CA/NV)
This Week: 1,045
Last Reported: 3,540
Last Year:
Compared to last week, a few sales of dairy steers sold mostly steady to firm. Trade active, demand good. Supply included: 100% Feeder Cattle (100% Dairy Steers). Feeder cattle supply over 600 lbs was 0%. Unless otherwise stated, prices fob shipping point with 2-3 percent shrink or equivalent with 5-10 cent slide

on calves, 3 -6 cent slide on yearlings from base weight. Delivered prices include freight, commissions and other expenses. Livestock reported this week originated from CA.

Texas Direct Cattle Report
This Week: 20,725
Last Reported: 26,425
Last Year: 19,377
Compared to last week: Current FOB steers and heifers sold 3.00 to 8.00 higher. Trade was fairly active on good demand. Supply included: 100% Feeder Cattle (52.2% Steers, 1.1% Dairy Steers, 45.3% Heifers, 1.4% Dairy Heifers). Feeder cattle supply over 600 lbs was 84%. Unless otherwise noted, Feeder Cattle prices FOB based on net weights after a 2-3% shrink or equivalent, with up to a 15 cent slide > 600 lbs and up to a 20 cent slide < 600 lbs. Current delivery is within 14 days of report date. Livestock reported this week originated from AL, AZ, FL, GA, KY, MO, NM, OK, TN, TX.

Wyoming-Nebraska Direct Cattle Report
This Week: 69
Last Reported: 464
Last Year: 802
No comparable offerings for a market trend. Demand was good. Supply included: 100% Feeder Cattle (100% Steers). Feeder cattle supply over 600 lbs was 100%. Unless otherwise noted, Feeder Cattle prices FOB based on net weights after a 3% shrink or equivalent, with a 10 cent slide > 600 lbs. Livestock reported this week originated from TN.

- **Extensive U.S. & Canadian Auction Results are available on The Cattle Range**

---

^ Contents

USDA Weekly Hay Reports: "Click" on links for detailed report

- Alabama
- California
- Colorado
- Idaho
- Iowa
- Kansas
- Missouri
- Montana
- Nebraska
- New Mexico
- Oklahoma
- Oregon
- South Dakota
- Texas
- WA/OR Columbia Basin
- Wyoming

---

^ Contents

Although all information is from sources believed to be accurate & timely, The Cattle Range expressly disclaims all warranties, expressed or implied, as to the accuracy of any of the contents provided and shall not be liable for decisions or actions taken based on the data/information/opinions contained within.

Copyright © 2023 - The Cattle Range - All Rights Reserved