The Cattle Range

www.cattlerange.com

Weekly Market Summary

For the week ending May 8, 2026

For the week, the cattle market in the Southern and Northern regions was 2.00 cents higher, while cattle futures were mixed with deferred contracts 2.00 cents or more higher. Futures and feeder cattle futures had another down week. The forward level cash market was mixed with most areas 5.00 cents higher.

Trade is at or slightly above last week, with cattle feeders, packers and retailers all in cash cattle, are showing moderate interest in the cattle trade in significantly tighter supplies. Feedlot cattle are being fed longer to meet the demand for heavier carcasses. Packers are having difficulty in some areas to secure enough cattle to meet their slaughter needs. Wholesale demand is good with some areas reporting it is a seasonal peak but overall high cost cattle are not moving as much as they would if the cost of beef was lower. Retail demand is good with ample supplies of beef available.

TCR's Cattlemen's Index:

Click Here to review the **WMS** and Operating Average on a 5-year Level & Seasonal basis.

Fed Cattle Lower trade in the South and North was 2.00 lower at 175.00. In the 5-Area monthly, Live Cattle Futures closed the week with June 2.00 higher, August 2.00 higher, October unchanged and December 2.00 higher. Feb. Live Cattle Futures closed 2.00 higher. Feb. Feeder Cattle Futures closed 2.00 higher. Cash trade is 5.00 higher to 5.00 lower. In the 5-Area Weekly, Live Cattle futures were 2.00 higher and Feeder Cattle futures were 2.00 higher. Cash trade was 2.00 higher.

Feeder Cattle Mixed trade in the South and North was 2.00 higher to 2.00 lower. Feeder Cattle futures closed the week with May 2.00 higher, August 2.00 higher, September 2.00 higher and November 2.00 higher.

Corn Mixed. Corn futures closed the week with May 2.25 lower, July 2.25 lower, September 2.25 lower and December 2.25 lower.

Hay Steady. Trade mostly 10.00 higher to 10.00 lower.

Boxed Beef Cutouts The Choice cutout was 0.77 lower at 381.44 and the Select cutout 0.77 lower at 374.44. The Choice/Select spread is 6.99 with 74 loads of product.

Cattle Hides Mixed. Trade was 30.00 higher to 30.00 lower.

Cattle Cutout 5.00 lower at 314.00.

Imports Beef: Trade mostly 10.00 higher to 10.00 lower.

Total net beef production under Federal inspection for the week ending Saturday, December 2nd, was estimated at 478.0 million pounds, down 1.0 percent from last week's revised production and down 1.0 percent from a year ago. Cumulative production for the year is 22.4 billion pounds, down 0.4 percent from the same period last year. Cumulative production is estimated at 11.2 million head of steers and heifers, down 0.4 percent from last year.

Cows Ontario Cow was 4.00 lower at 84.00 Heifer Express at 4.00 FL 0.00 higher.

Contents

- Weekly Market Summary
- Monday & Weekly Cattle Weekly Receipts
- CME Feeder Cattle Index
- Feeder & Stocker Steer Prices
- 5 Area Monthly Avg. - Slaughter, Fed Steer & Heifer Carcass
- Regional Auction Reports
- Direct Sales of Feeder & Stocker Cattle
- Weekly Direct Slaughter Cattle
- Nebraska Feeder Cattle Weekly Auction Summary
- Canadian Cattle
- Cost of Gain
- Photo of the Week
- Weekly Cattle Futures Analysis
- Fed Cattle
- Feedyard Domestic, Profit/Loss
- Feeder Steer/Corn Calculator
- Fed Cattle Ex Dates
- Boxed Beef Cutouts
- USDA Electronic Beef Beef Report
- Weekly Cattle Slaughter Estimated Federal Inspection
- Beef/Beef Products Consumer Price Index
- U.S. Dollar, $ Bloomb Chart
- Stock Markets & Economic News
- Weather Outlook
- Winter Wheat Condition
- National Grain Summary
- Ethanol Production
- Cross Hedge of Feeder & Stocker Cattle
- Weekly Hay Reports

Contents

Links to the articles below are included because we found them to be of interest but their content does not necessarily reflect the opinion of the Cattle Range.

- Cattle Market Review - Farm Progress
- Corn Belt Feedlot Industry Faces Historic Challenges in 2026 Amid Weather & Market Trends
- Texas Panhandle Feedlots Face Tough Decisions Amid Rising Costs and Tariffs
- U.S. Cattle Inventory Hits Record Low Amid Drought, Tariffs, and Rising Costs - Farm Progress
- Tariff Quotas ECP Raised to 9.2% Are Scope to Growth in Trading
- Canada Plans to Reduce Tariffs on Chinese Electric Vehicles - Bloomberg
- Global Markets are set to wake up Americans to Reduce Stock Concentration
- Cattle Market Review - Farm Progress - Cattle Market Review - Farm Progress
- Cows Leave Northeastern Steer Futures Nationwide in 2026

Contents

National Feeder & Stocker Cattle Sale Receipts

Source: Livestock Marketing Information Center, Livestock Marketing Services

Week Ending	Feeder Steers	Feeder Heifers	Stocker Steers	Stocker Heifers	Feeder Cattle	Average
Apr. 25, 2026	67,998	70,150	21,000	19,000	178,148	51,000
Apr. 18, 2026	67,000	70,000	21,000	19,000	177,000	50,000
Apr. 11, 2026	67,000	70,000	21,000	19,000	177,000	50,000
Apr. 4, 2026	67,000	70,000	21,000	19,000	177,000	50,000
Year Ago	52,000	53,000	16,000	15,000	136,000	38,000
5 Year Avg.	52,000	53,000	16,000	15,000	136,000	38,000

Contents

Contents

The Feeder & Stocker Cattle prices below are seasonally average prices compiled to show the overall direction of the market and the seasonal tendencies for feeder and stocker cattle.

500 lb. - 549 lb. Steers	2.075-2.175	Week Ago	Month Ago	Year Ago	5 Yr. Avg.
Texas	2.075-2.175	2.075-2.175	2.075-2.175	2.175-2.275	2.175-2.275
Oklahoma	2.075-2.175	2.075-2.175	2.075-2.175	2.175-2.275	2.175-2.275
Missouri	2.175-2.275	2.175-2.275	2.175-2.275	2.275-2.375	2.275-2.375
Tennessee	2.175-2.275	2.175-2.275	2.175-2.275	2.275-2.375	2.275-2.375
Kentucky	2.175-2.275	2.175-2.275	2.175-2.275	2.275-2.375	2.275-2.375
Weighted Average	**2.125-2.225**	**2.125-2.225**	**2.125-2.225**	**2.225-2.325**	**2.225-2.325**
Change from Prior Week	**+0.00**	**+0.00**	**+0.00**	**-0.05**	**-0.05**
North Central Area	**2.175-2.275**	**2.175-2.275**	**2.175-2.275**	**2.275-2.375**	**2.275-2.375**
Nebraska	2.175-2.275	2.175-2.275	2.175-2.275	2.275-2.375	2.275-2.375
Iowa	2.175-2.275	2.175-2.275	2.175-2.275	2.275-2.375	2.275-2.375
Minnesota	2.175-2.275	2.175-2.275	2.175-2.275	2.275-2.375	2.275-2.375
Wisconsin	2.175-2.275	2.175-2.275	2.175-2.275	2.275-2.375	2.275-2.375
Illinois	2.175-2.275	2.175-2.275	2.175-2.275	2.275-2.375	2.275-2.375
South Central Area	**2.075-2.175**	**2.075-2.175**	**2.075-2.175**	**2.175-2.275**	**2.175-2.275**
Arkansas	2.075-2.175	2.075-2.175	2.075-2.175	2.175-2.275	2.175-2.275
Louisiana	2.075-2.175	2.075-2.175	2.075-2.175	2.175-2.275	2.175-2.275
Mississippi	2.075-2.175	2.075-2.175	2.075-2.175	2.175-2.275	2.175-2.275
Alabama	2.075-2.175	2.075-2.175	2.075-2.175	2.175-2.275	2.175-2.275
Southeast Area	**2.175-2.275**	**2.175-2.275**	**2.175-2.275**	**2.275-2.375**	**2.275-2.375**
Georgia	2.175-2.275	2.175-2.275	2.175-2.275	2.275-2.375	2.275-2.375
South Carolina	2.175-2.275	2.175-2.275	2.175-2.275	2.275-2.375	2.275-2.375
North Carolina	2.175-2.275	2.175-2.275	2.175-2.275	2.275-2.375	2.275-2.375
Virginia	2.175-2.275	2.175-2.275	2.175-2.275	2.275-2.375	2.275-2.375
Southwest Area	**2.075-2.175**	**2.075-2.175**	**2.075-2.175**	**2.175-2.275**	**2.175-2.275**
Kansas	2.075-2.175	2.075-2.175	2.075-2.175	2.175-2.275	2.175-2.275
Oklahoma	2.075-2.175	2.075-2.175	2.075-2.175	2.175-2.275	2.175-2.275
Texas	2.075-2.175	2.075-2.175	2.075-2.175	2.175-2.275	2.175-2.275
Mountain Area	**2.175-2.275**	**2.175-2.275**	**2.175-2.275**	**2.275-2.375**	**2.275-2.375**
Montana	2.175-2.275	2.175-2.275	2.175-2.275	2.275-2.375	2.275-2.375
Idaho	2.175-2.275	2.175-2.275	2.175-2.275	2.275-2.375	2.275-2.375
Wyoming	2.175-2.275	2.175-2.275	2.175-2.275	2.275-2.375	2.275-2.375
Colorado	2.175-2.275	2.175-2.275	2.175-2.275	2.275-2.375	2.275-2.375
Pacific Area	**2.275-2.375**	**2.275-2.375**	**2.275-2.375**	**2.375-2.475**	**2.375-2.475**
Washington	2.275-2.375	2.275-2.375	2.275-2.375	2.375-2.475	2.375-2.475
Oregon	2.275-2.375	2.275-2.375	2.275-2.375	2.375-2.475	2.375-2.475
California	2.275-2.375	2.275-2.375	2.275-2.375	2.375-2.475	2.375-2.475
Slaughter Cattle	**2.275-2.375**	**2.275-2.375**	**2.275-2.375**	**2.375-2.475**	**2.375-2.475**
Dec. Feeder Cattle	**2.475-2.575**	**2.475-2.575**	**2.475-2.575**	**2.575-2.675**	**2.575-2.675**

Contents

The Feeder & Stocker Cattle prices below are seasonally average prices compiled to show the overall direction of the market and the seasonal tendencies for feeder and stocker cattle.

500 lb. - 549 lb. Steers	2.075-2.175	Week Ago	Month Ago	Year Ago	5 Yr. Avg.
Texas	2.075-2.175	2.075-2.175	2.075-2.175	2.175-2.275	2.175-2.275
Oklahoma	2.075-2.175	2.075-2.175	2.075-2.175	2.175-2.275	2.175-2.275
Missouri	2.175-2.275	2.175-2.275	2.175-2.275	2.275-2.375	2.275-2.375
Tennessee	2.175-2.275	2.175-2.275	2.175-2.275	2.275-2.375	2.275-2.375
Kentucky	2.175-2.275	2.175-2.275	2.175-2.275	2.275-2.375	2.275-2.375
Weighted Average	**2.125-2.225**	**2.125-2.225**	**2.125-2.225**	**2.225-2.325**	**2.225-2.325**
Change from Prior Week	**+0.00**	**+0.00**	**+0.00**	**-0.05**	**-0.05**
North Central Area	**2.175-2.275**	**2.175-2.275**	**2.175-2.275**	**2.275-2.375**	**2.275-2.375**
Nebraska	2.175-2.275	2.175-2.275	2.175-2.275	2.275-2.375	2.275-2.375
Iowa	2.175-2.275	2.175-2.275	2.175-2.275	2.275-2.375	2.275-2.375
Minnesota	2.175-2.275	2.175-2.275	2.175-2.275	2.275-2.375	2.275-2.375
Wisconsin	2.175-2.275	2.175-2.275	2.175-2.275	2.275-2.375	2.275-2.375
Illinois	2.175-2.275	2.175-2.275	2.175-2.275	2.275-2.375	2.275-2.375
South Central Area	**2.075-2.175**	**2.075-2.175**	**2.075-2.175**	**2.175-2.275**	**2.175-2.275**
Arkansas	2.075-2.175	2.075-2.175	2.075-2.175	2.175-2.275	2.175-2.275
Louisiana	2.075-2.175	2.075-2.175	2.075-2.175	2.175-2.275	2.175-2.275
Mississippi	2.075-2.175	2.075-2.175	2.075-2.175	2.175-2.275	2.175-2.275
Alabama	2.075-2.175	2.075-2.175	2.075-2.175	2.175-2.275	2.175-2.275
Southeast Area	**2.175-2.275**	**2.175-2.275**	**2.175-2.275**	**2.275-2.375**	**2.275-2.375**
Georgia	2.175-2.275	2.175-2.275	2.175-2.275	2.275-2.375	2.275-2.375
South Carolina	2.175-2.275	2.175-2.275	2.175-2.275	2.275-2.375	2.275-2.375
North Carolina	2.175-2.275	2.175-2.275	2.175-2.275	2.275-2.375	2.275-2.375
Virginia	2.175-2.275	2.175-2.275	2.175-2.275	2.275-2.375	2.275-2.375
Southwest Area	**2.075-2.175**	**2.075-2.175**	**2.075-2.175**	**2.175-2.275**	**2.175-2.275**
Kansas	2.075-2.175	2.075-2.175	2.075-2.175	2.175-2.275	2.175-2.275
Oklahoma	2.075-2.175	2.075-2.175	2.075-2.175	2.175-2.275	2.175-2.275
Texas	2.075-2.175	2.075-2.175	2.075-2.175	2.175-2.275	2.175-2.275
Mountain Area	**2.175-2.275**	**2.175-2.275**	**2.175-2.275**	**2.275-2.375**	**2.275-2.375**
Montana	2.175-2.275	2.175-2.275	2.175-2.275	2.275-2.375	2.275-2.375
Idaho	2.175-2.275	2.175-2.275	2.175-2.275	2.275-2.375	2.275-2.375
Wyoming	2.175-2.275	2.175-2.275	2.175-2.275	2.275-2.375	2.275-2.375
Colorado	2.175-2.275	2.175-2.275	2.175-2.275	2.275-2.375	2.275-2.375
Pacific Area	**2.275-2.375**	**2.275-2.375**	**2.275-2.375**	**2.375-2.475**	**2.375-2.475**
Washington	2.275-2.375	2.275-2.375	2.275-2.375	2.375-2.475	2.375-2.475
Oregon	2.275-2.375	2.275-2.375	2.275-2.375	2.375-2.475	2.375-2.475
California	2.275-2.375	2.275-2.375	2.275-2.375	2.375-2.475	2.375-2.475
Slaughter Cattle	**2.275-2.375**	**2.275-2.375**	**2.275-2.375**	**2.375-2.475**	**2.375-2.475**
Dec. Feeder Cattle	**2.475-2.575**	**2.475-2.575**	**2.475-2.575**	**2.575-2.675**	**2.575-2.675**

Contents

Contents

Contents

Cattle Futures Closing Prices (Dollars per hundredweight)

Feeder Cattle	Last Trade	Change	Open	High	Low	Volume
May 26	374.225	+2.025	374.000	376.500	371.500	1,000
Aug 26	378.000	+2.000	378.000	378.000	378.000	1,000
Sep 26	378.000	+2.000	378.000	378.000	378.000	1,000
Nov 26	378.000	+2.000	378.000	378.000	378.000	1,000
Jan 27	378.000	+2.000	378.000	378.000	378.000	1,000
Mar 27	378.000	+2.000	378.000	378.000	378.000	1,000
Apr 27	378.000	+2.000	378.000	378.000	378.000	1,000
May 27	378.000	+2.000	378.000	378.000	378.000	1,000
Aug 27	378.000	+2.000	378.000	378.000	378.000	1,000
Sep 27	378.000	+2.000	378.000	378.000	378.000	1,000
Nov 27	378.000	+2.000	378.000	378.000	378.000	1,000
Jan 28	378.000	+2.000	378.000	378.000	378.000	1,000
Mar 28	378.000	+2.000	378.000	378.000	378.000	1,000
Apr 28	378.000	+2.000	378.000	378.000	378.000	1,000
May 28	378.000	+2.000	378.000	378.000	378.000	1,000
Aug 28	378.000	+2.000	378.000	378.000	378.000	1,000
Sep 28	378.000	+2.000	378.000	378.000	378.000	1,000
Nov 28	378.000	+2.000	378.000	378.000	378.000	1,000
Jan 29	378.000	+2.000	378.000	378.000	378.000	1,000
Mar 29	378.000	+2.000	378.000	378.000	378.000	1,000
Apr 29	378.000	+2.000	378.000	378.000	378.000	1,000
May 29	378.000	+2.000	378.000	378.000	378.000	1,000
Aug 29	378.000	+2.000	378.000	378.000	378.000	1,000
Sep 29	378.000	+2.000	378.000	378.000	378.000	1,000
Nov 29	378.000	+2.000	378.000	378.000	378.000	1,000
Jan 30	378.000	+2.000	378.000	378.000	378.000	1,000
Mar 30	378.000	+2.000	378.000	378.000	378.000	1,000
Apr 30	378.000	+2.000	378.000	378.000	378.000	1,000
May 30	378.000	+2.000	378.000	378.000	378.000	1,000
Aug 30	378.000	+2.000	378.000	378.000	378.000	1,000
Sep 30	378.000	+2.000	378.000	378.000	378.000	1,000
Nov 30	378.000	+2.000	378.000	378.000	378.000	1,000
Jan 31	378.000	+2.000	378.000	378.000	378.000	1,000
Mar 31	378.000	+2.000	378.000	378.000	378.000	1,000
Apr 31	378.000	+2.000	378.000	378.000	378.000	1,000
May 31	378.000	+2.000	378.000	378.000	378.000	1,000
Aug 31	378.000	+2.000	378.000	378.000	378.000	1,000
Sep 31	378.000	+2.000	378.000	378.000	378.000	1,000
Nov 31	378.000	+2.000	378.000	378.000	378.000	1,000
Jan 32	378.000	+2.000	378.000	378.000	378.000	1,000
Mar 32	378.000	+2.000	378.000	378.000	378.000	1,000
Apr 32	378.000	+2.000	378.000	378.000	378.000	1,000
May 32	378.000	+2.000	378.000	378.000	378.000	1,000
Aug 32	378.000	+2.000	378.000	378.000	378.000	1,000
Sep 32	378.000	+2.000	378.000	378.000	378.000	1,000
Nov 32	378.000	+2.000	378.000	378.000	378.000	1,000
Jan 33	378.000	+2.000	378.000	378.000	378.000	1,000
Mar 33	378.000	+2.000	378.000	378.000	378.000	1,000
Apr 33	378.000	+2.000	378.000	378.000	378.000	1,000
May 33	378.000	+2.000	378.000	378.000	378.000	1,000
Aug 33	378.000	+2.000	378.000	378.000	378.000	1,000
Sep 33	378.000	+2.000	378.000	378.000	378.000	1,000
Nov 33	378.000	+2.000	378.000	378.000	378.000	1,000
Jan 34	378.000	+2.000	378.000	378.000	378.000	1,000
Mar 34	378.000	+2.000	378.000	378.000	378.000	1,000
Apr 34	378.000	+2.000	378.000	378.000	378.000	1,000
May 34	378.000	+2.000	378.000	378.000	378.000	1,000
Aug 34	378.000	+2.000	378.000	378.000	378.000	1,000
Sep 34	378.000	+2.000	378.000	378.000	378.000	1,000
Nov 34	378.000	+2.000	378.000	378.000	378.000	1,000
Jan 35	378.000	+2.000	378.000	378.000	378.000	1,000
Mar 35	378.000	+2.000	378.000	378.000	378.000	1,000
Apr 35	378.000	+2.000	378.000	378.000	378.000	1,000
May 35	378.000	+2.000	378.000	378.000	378.000	1,000
Aug 35	378.000	+2.000	378.000	378.000	378.000	1,000
Sep 35	378.000	+2.000	378.000	378.000	378.000	1,000
Nov 35	378.000	+2.000	378.000	378.000	378.000	1,000
Jan 36	378.000	+2.000	378.000	378.000	378.000	1,000
Mar 36	378.000	+2.000	378.000	378.000	378.000	1,000
Apr 36	378.000	+2.000	378.000	378.000	378.000	1,000
May 36	378.000	+2.000	378.000	378.000	378.000	1,000
Aug 36	378.000	+2.000	378.000	378.000	378.000	1,000
Sep 36	378.000	+2.000	378.000	378.000	378.000	1,000
Nov 36	378.000	+2.000	378.000	378.000	378.000	1,000
Jan 37	378.000	+2.000	378.000	378.000	378.000	1,000
Mar 37	378.000	+2.000	378.000	378.000	378.000	1,000
Apr 37	378.000	+2.000	378.000	378.000	378.000	1,000
May 37	378.000	+2.000	378.000	378.000	378.000	1,000
Aug 37	378.000	+2.000	378.000	378.000	378.000	1,000
Sep 37	378.000	+2.000	378.000	378.000	378.000	1,000
Nov 37	378.000	+2.000	378.000	378.000	378.000	1,000
Jan 38	378.000	+2.000	378.000	378.000	378.000	1,000
Mar 38	378.000	+2.000	378.000	378.000	378.000	1,000
Apr 38	378.000	+2.000	378.000	378.000	378.000	1,000
May 38	378.000	+2.000	378.000	378.000	378.000	1,000
Aug 38	378.000	+2.000	378.000	378.000	378.000	1,000
Sep 38	378.000	+2.000	378.000	378.000	378.000	1,000
Nov 38	378.000	+2.000	378.000	378.000	378.000	1,000
Jan 39	378.000	+2.000	378.000	378.000	378.000	1,000
Mar 39	378.000	+2.000	378.000	378.000	378.000	1,000
Apr 39	378.000	+2.000	378.000	378.000	378.000	1,000
May 39	378.000	+2.000	378.000	378.000	378.000	1,000
Aug 39	378.000	+2.000	378.000	378.000	378.000	1,000
Sep 39	378.000	+2.000	378.000	378.000	378.000	1,000
Nov 39	378.000	+2.000	378.000	378.000	378.000	1,000
Jan 40	378.000	+2.000	378.000	378.000	378.000	1,000
Mar 40	378.000	+2.000	378.000	378.000	378.000	1,000
Apr 40	378.000	+2.000	378.000	378.000	378.000	1,000
May 40	378.000	+2.000	378.000	378.000	378.000	1,000
Aug 40	378.000	+2.000	378.000	378.000	378.000	1,000
Sep 40	378.000	+2.000	378.000	378.000	378.000	1,000
Nov 40	378.000	+2.000	378.000	378.000	378.000	1,000
Jan 41	378.000	+2.000	378.000	378.000	378.000	1,000
Mar 41	378.000	+2.000	378.000	378.000	378.000	1,000
Apr 41	378.000	+2.000	378.000	378.000	378.000	1,000
May 41	378.000	+2.000	378.000	378.000	378.000	1,000
Aug 41	378.000	+2.000	378.000	378.000	378.000	1,000
Sep 41	378.000	+2.000	378.000	378.000	378.000	1,000
Nov 41	378.000	+2.000	378.000	378.000	378.000	1,000
Jan 42	378.000	+2.000	378.000	378.000	378.000	1,000
Mar 42	378.000	+2.000	378.000	378.000	378.000	1,000
Apr 42	378.000	+2.000	378.000	378.000	378.000	1,000
May 42	378.000	+2.000	378.000	378.000	378.000	1,000
Aug 42	378.000	+2.000	378.000	378.000	378.000	1,000
Sep 42	378.000	+2.000	378.000	378.000	378.000	1,000
Nov 42	378.000	+2.000	378.000	378.000	378.000	1,000
Jan 43	378.000	+2.000	378.000	378.000	378.000	1,000
Mar 43	378.000	+2.000	378.000	378.000	378.000	1,000
Apr 43	378.000	+2.000	378.000	378.000	378.000	1,000
May 43	378.000	+2.000	378.000	378.000	378.000	1,000
Aug 43	378.000	+2.000	378.000	378.000	378.000	1,000
Sep 43	378.000	+2.000	378.000	378.000	378.000	1,000
Nov 43	378.000	+2.000	378.000	378.000	378.000	1,000
Jan 44	378.000	+2.000	378.000	378.000	378.000	1,000
Mar 44	378.000	+2.000	378.000	378.000	378.000	1,000
Apr 44	378.000	+2.000	378.000	378.000	378.000	1,000
May 44	378.000	+2.000	378.000	378.000	378.000	1,000
Aug 44	378.000	+2.000	378.000	378.000	378.000	1,000
Sep 44	378.000	+2.000	378.000	378.000	378.000	1,000
Nov 44	378.000	+2.000	378.000	378.000	378.000	1,000
Jan 45	378.000	+2.000	378.000	378.000	378.000	1,000
Mar 45	378.000	+2.000	378.000	378.000	378.000	1,000
Apr 45	378.000	+2.000	378.000	378.000	378.000	1,000
May 45	378.000	+2.000	378.000	378.000	378.000	1,000
Aug 45	378.000	+2.000	378.000	378.000	378.000	1,000
Sep 45	378.000	+2.000	378.000	378.000	378.000	1,000
Nov 45	378.000	+2.000	378.000	378.000	378.000	1,000
Jan 46	378.000	+2.000	378.000	378.000	378.000	1,000
Mar 46	378.000	+2.000	378.000	378.000	378.000	1,000
Apr 46	378.000	+2.000	378.000	378.000	378.000	1,000
May 46	378.000	+2.000	378.000	378.000	378.000	1,000
Aug 46	378.000	+2.000	378.000	378.000	378.000	1,000
Sep 46	378.000	+2.000	378.000	378.000	378.000	1,000
Nov 46	378.000	+2.000	378.000	378.000	378.000	1,000
Jan 47	378.000	+2.000	378.000	378.000	378.000	1,000
Mar 47	378.000	+2.000	378.000	378.000	378.000	1,000
Apr 47	378.000	+2.000	378.000	378.000	378.000	1,000
May 47	378.000	+2.000	378.000	378.000	378.000	1,000
Aug 47	378.000	+2.000	378.000	378.000	378.000	1,000
Sep 47	378.000	+2.000	378.000	378.000	378.000	1,000
Nov 47	378.000	+2.000	378.000	378.000	378.000	1,000
Jan 48	378.000	+2.000	378.000	378.000	378.000	1,000
Mar 48	378.000	+2.000	378.000	378.000	378.000	1,000
Apr 48	378.000	+2.000	378.000	378.000	378.000	1,000
May 48	378.000	+2.000	378.000	378.000	378.000	1,000
Aug 48	378.000	+2.000	378.000	378.000	378.000	1,000
Sep 48	378.000	+2.000	378.000	378.000	378.000	1,000
Nov 48	378.000	+2.000	378.000	378.000	378.000	1,000
Jan 49	378.000	+2.000	378.000	378.000	378.000	1,000
Mar 49	378.000	+2.000	378.000	378.000	378.000	1,000
Apr 49	378.000	+2.000	378.000	378.000	378.000	1,000
May 49	378.000	+2.000	378.000	378.000	378.000	1,000
Aug 49	378.000	+2.000	378.000	378.000	378.000	1,000
Sep 49	378.000	+2.000	378.000	378.000	378.000	1,000
Nov 49	378.000	+2.000	378.000	378.000	378.000	1,000
Jan 50	378.000	+2.000	378.000	378.000	378.000	1,000
Mar 50	378.000	+2.000	378.000	378.000	378.000	1,000
Apr 50	378.000	+2.000	378.000	378.000	378.000	1,000
May 50	378.000	+2.000	378.000	378.000	378.000	1,000
Aug 50	378.000	+2.000	378.000	378.000	378.000	1,000
Sep 50	378.000	+2.000	378.000	378.000	378.000	1,000
Nov 50	378.000	+2.000	378.000	378.000	378.000	1,000
Jan 51	378.000	+2.000	378.000	378.000	378.000	1,000
Mar 51	378.000	+2.000	378.000	378.000	378.000	1,000
Apr 51	378.000

Texas/Oklahoma/New Mexico; Kansas; Nebraska; Colorado; Iowa/Minnesota feedlots
(Includes all transactions regardless of delivery day)
For: Week Ending Sunday, 11/26/2023

Confirmed: 38,739 Week Ago: 49,762 Year ago: 80,782

Negotiated Cash Sales

	Head Count	Weight Range	Price Range	Avg Weight	Wtd Avg Price
STEERS: LIVE FOB					
Over 80% Choice	7,169	1,275 - 1,630	175.00 - 178.00	1,512	176.62
65 - 80% Choice	3,166	1,250 - 1,488	176.00 - 177.00	1,370	176.98
35 - 65% Choice	2,511	1,250 - 1,575	175.00 - 177.00	1,329	176.94
0 - 35% Choice		-	-		
Total all grades	12,846	1,250 - 1,630	175.00 - 178.00	1,441	176.77
STEERS: LIVE DELIVERED					
Over 80% Choice	568	1,425 - 1,500	177.50 - 179.00	1,491	178.12
65 - 80% Choice		-	-		
35 - 65% Choice		-	-		
0 - 35% Choice		-	-		
Total all grades	568	1,425 - 1,500	177.50 - 179.00	1,491	178.12
STEERS: DRESSED DELIVERED					
Over 80% Choice	8,721	837 - 1,065	275.00 - 288.00	980	278.60
65 - 80% Choice	892	926 - 1,002	280.00 - 280.00	963	280.00
35 - 65% Choice		-	-		
0 - 35% Choice		-	-		
Total all grades	9,613	837 - 1,065	275.00 - 288.00	978	278.73
STEERS: DRESSED FOB					
Over 80% Choice	1,333	945 - 1,048	279.00 - 280.00	980	279.53
65 - 80% Choice		-	-		
35 - 65% Choice		-	-		
0 - 35% Choice		-	-		
Total all grades	1,333	945 - 1,048	279.00 - 280.00	980	279.53
HEIFERS: LIVE FOB					
Over 80% Choice	4,458	1,200 - 1,450	175.00 - 178.00	1,340	177.09
65 - 80% Choice	729	1,181 - 1,410	174.00 - 177.00	1,241	176.34
35 - 65% Choice	926	1,245 - 1,375	177.00 - 177.00	1,293	177.00

Purchasing Basis Volume

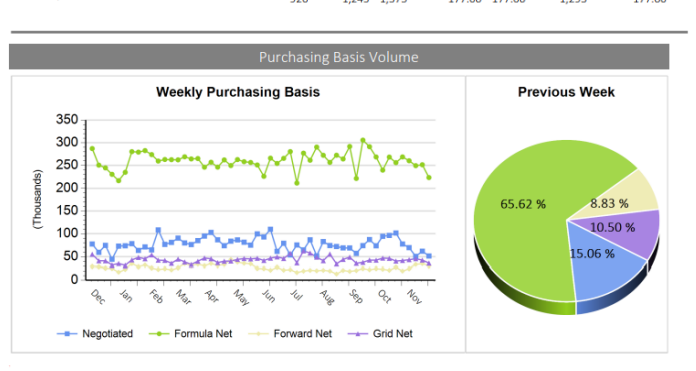

^ Contents

This week's Feedyard Closeouts...

Closeout projections are for cattle placed on feed by a cattle owner at a commercial feedyard and not for cattle owned by a vertically integrated company such as a beef processing company or a feedyard feeding cattle at cost. Cattle cost, cost of gain, and selling price will vary on a regional basis and projections assume grain is purchased/contracted at the time cattle are placed on feed. Cost includes $15 per head for freight to feedyard.

Typical closeout for un-hedged steers sold this week:

- Placed On Feed 150 days ago = July 4, 2023
- Projected P/(L) based on the futures when placed on feed: **($75.97)**

***Cost** of 750 lb. steer delivered @ $232.78 per cwt. + $15 freight:	$1,760.85
Feed Cost for 600 lbs. @ $1.19 per lb.	$714.00
Interest on cattle cost for 165 days:	$61.51
Interest on feed cost:	$12.47
Total Cost & Expense:	**$2,548.83**
****Sale proceeds:** 1,350 lb. steer @ **$174.40** per cwt:	**$2,354.40**
This week's Profit/(Loss) per head:	**($194.43)**
Profit/(Loss) per head for previous week:	($104.41)
Change from previous week:	-$90.02
Sale price necessary to breakeven:	**$188.80**

**CME Feeder Cattle Index* ***5 Area Daily Weighted Average*

Projected closeout for steers placed on feed this week:

- Projected Sale Date @ 150 days on feed = April 29, 2024

***Cost** of 750 lb. steer delivered @ $224.77 per cwt. + $15 freight:	$1,700.78
Feed Cost for 600 lbs. @ $1.14 per lb.	$684.00
Interest on cattle cost for 165 days:	$64.65
Interest on feed cost:	$13.00
Total Cost & Expense:	**$2,462.43**
****Sale proceeds:** 1,350 lb. steer @ **$167.55** per cwt:	**$2,261.93**
This week's Profit/(Loss) per head:	**($200.50)**
Profit/(Loss) per head for previous week:	($152.00)
Change from previous week:	-$48.50
Sale price necessary to breakeven:	**$182.40**

**CME Feeder Cattle Index* ***June Live Cattle Futures Contract*

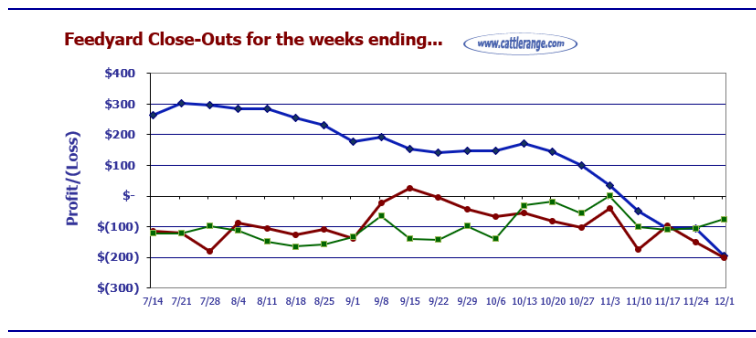

Typical closeout for hedged steers sold this week:	($75.97)
Typical closeout for un-hedged steers sold this week:	($194.43)
Projected closeout for steers placed on feed this week:	($200.50)

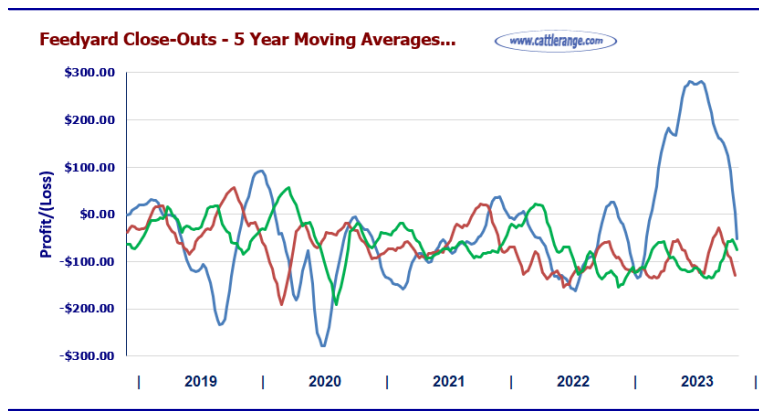

^ Contents

Feeder Steers/Corn Correlation: 5 Year Moving Average
Per cwt. price for feeder & slaughter steers compared to the cost of 25 bushels of corn.

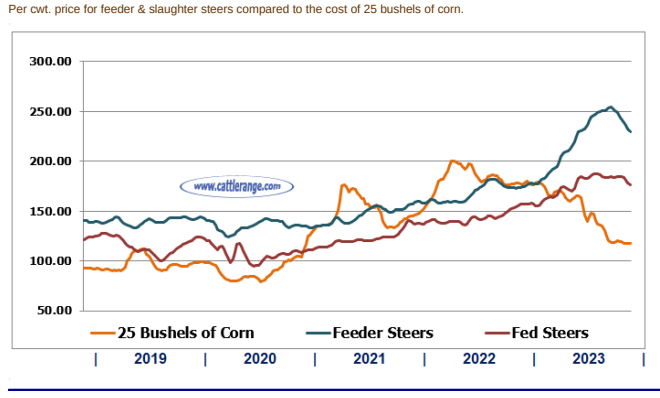

^ Contents

Federally Inspected Slaughter Cattle by Class:
Released by USDA Market News Service on 11/30/23 for week ending 11/15/23

Federally Inspected Slaughter Head & Percentage by Class - U.S.

Cattle	Head	% of Total
Steers	283,635	44.4%
Heifers	206,228	32.3%
Dairy Cows	55,250	8.6%
Other Cows	83,225	13.0%
Bulls	11,029	1.7%
Total	**639,367**	

Livestock Slaughter under Federal Inspection:

```
                             CATTLE    CALVES        HOGS     SHEEP
Friday 12/01/2023           122,000     1,000     480,000     6,000
Week ago                    118,000     1,000     455,000     4,000
Year ago (act)              124,000     2,000     484,000     4,000
Week to date                616,000     5,000   2,410,000    42,000
Same Period Last Week       500,000     4,000   1,879,000    26,000
Same Period Last Year (act) 633,000     8,000   2,440,000    35,000

Saturday 12/02/2023          19,000         0     294,000         0
Week ago                     38,000         0     346,000         0
Year ago (act)               28,000         0     143,000         0
Week to date                635,000     5,000   2,704,000    42,000
Same Period Last Week       538,000     4,000   2,225,000    26,000
Same Period Last Year* (act) 660,000    8,000   2,583,000    35,000
2023 Year to Date         29,828,00   263,000 117,346,000 1,678,000
2022 *Year to Date        31,300,00   332,000 115,545,000 1,611,000
Percent change                -4.7%    -20.8%        1.6%      4.1%
2023 *Totals subject to revision
2022 *Totals adjusted to reflect NASS revisions
Yearly totals may not add due to rounding
Previous day                 Steer and Heifer   Cow and Bull
              Thursday          93,000             28,000
```

^ Contents

Boxed Beef Cutouts:

Compared to last week, the Choice cutout was 0.57 lower at 297.46 and the Select cutout 3.27 lower at 265.49. The Choice/Select spread is 31.97, 2.70 wider.

USDA Estimated Boxed Beef Cut-out Values - as of 1:30pm

Based on negotiated prices and volume of boxed beef cuts delivered within 0-21 days and on average industry cutting yields. Values reflect U.S. dollars per 100 pounds.

	Choice 600-900	Select 600-900
Current Cutout Values:	297.46	265.49
Change from prior day:	(1.56)	0.74
Choice/Select spread:	31.97	
Total Load Count (Cuts, Trimmings, Grinds):	159	

Composite Primal Values

	Choice	Select
Primal Rib	592.98	466.27
Primal Chuck	234.75	227.87
Primal Round	222.11	224.47
Primal Loin	388.38	315.61
Primal Brisket	234.72	224.38
Primal Short Plate	172.08	172.08
Primal Flank	129.63	128.91

Load Count And Cutout Value Summary For Prior 5 Days

Date	Choice	Select	Trim	Grinds	Total	Choice 600-900	Select 600-900
11/30	115	33	15	18	181	299.02	264.75
11/29	83	37	6	12	137	297.03	264.09
11/28	90	40	16	18	164	298.17	266.35
11/27	64	31	0	11	106	297.25	267.80
11/24	28	17	4	7	57	298.03	268.76
Current 5 Day Simple Average:						297.90	266.35

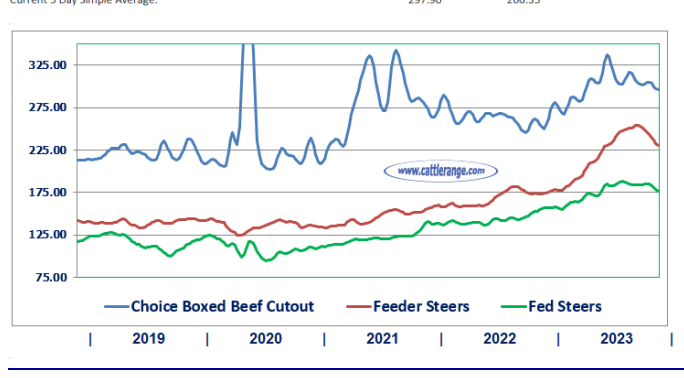

USDA National Steer & Heifer Estimated Grading Percent Report:
Released by USDA Market News Service on 11/30/23 for week ending 11/15/23

National, Regional, and State Breakdown of Official USDA Quality Grades. Percentages derived from each category numerical total, divided by the total number offered for USDA quality grading in each corresponding area.

	National	Region 1-5	Region 6	Region 7-8	Region 9-10
Prime	10.29%	17.76%	4.09%	10.47%	12.55%
Choice	71.23%	68.58%	62.43%	73.12%	76.57%
Select	15.17%	9.85%	30.86%	13.13%	6.42%
Other	3.32%	3.81%	2.62%	3.27%	4.46%

	Nebraska	Kansas	Texas
Prime	11.90%	8.34%	4.09%
Choice	72.85%	73.38%	62.43%
Select	11.09%	15.29%	30.86%
Other	4.16%	2.99%	2.62%

Last Week's Trade Data:

Beef:

Net sales of 6,300 MT for 2023 were down 37 percent from the previous week and 49 percent from the prior 4-week average. Increases primarily for South Korea (3,600 MT, including decreases of 600 MT), Japan (2,400 MT, including decreases of 600 MT), Canada (900 MT, including decreases of 100 MT), China (600 MT, including decreases of 200 MT), and Mexico (600 MT), were offset by reductions for Hong Kong (2,500 MT). Net sales of 4,300 MT for 2024 were primarily for South Korea (2,000 MT), China (1,000 MT), Hong Kong (400 MT), Japan (300 MT), and Taiwan (300 MT).

Exports of 12,800 MT were down 15 percent from the previous week and 11 percent from the prior 4-week average. The destinations were primarily to South Korea (4,000 MT), Japan (3,300 MT), China (1,500 MT), Mexico (1,200 MT), and Canada (800 MT).

Pork:

Net sales of 21,200 MT for 2023 were down 20 percent from the previous week and 35 percent from the prior 4-week average. Increases primarily for Mexico (7,500 MT, including decreases of 1,100 MT), South Korea (3,400 MT, including decreases of 300 MT), Japan (3,000 MT, including decreases of 300 MT), Australia (1,600 MT), and Colombia (1,600 MT, including decreases of 300 MT), were offset by reductions for China (100 MT). Net sales of 5,600 MT for 2024 were primarily for Japan (2,800 MT), Canada (1,100 MT), Mexico (300 MT), the Dominican Republic (300 MT), and South Korea (300 MT).

Exports of 27,800 MT were down 14 percent from the previous week and 13 percent from the prior 4-week average. The destinations were primarily to Mexico (9,800 MT), South Korea (4,500 MT), Japan (4,200 MT), China (2,100 MT), and Canada (1,900 MT).

^ Contents

USDA National Retail Beef Report:
National Summary of Advertised Prices for Beef at Major Retail Supermarket Outlets

This week in Beef Retail, the Feature Rate increased by 8.1 percent and the Special Rate increased by 8.9 percent. The Activity Index showed an 11.7 percent increase. Cuts from the round, brisket, and ground beef showed an increase in ad space, while cuts from the loin showed a decrease in ad space. Following the holiday, rib offerings decreased sharply this week by 91% as retailers utilized more ad space for chuck cuts.

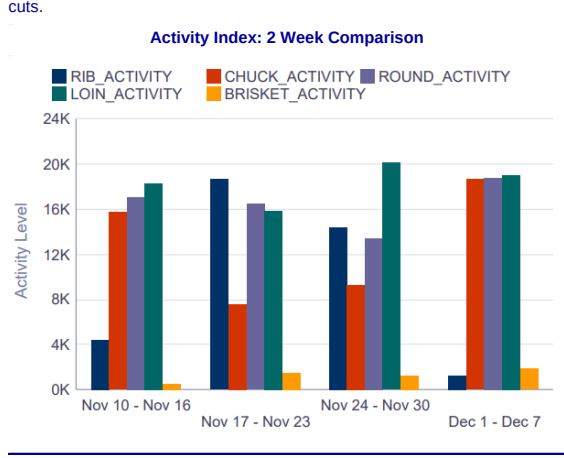

^ Contents

Est. Weekly Meat Production Under Federal Inspection:

Total red meat production under Federal inspection for the week ending Saturday, December 2nd, was estimated at 1110.8 million lbs. according to the USDA's Agricultures Marketing Service. This was 20.2 percent higher than a week ago and 0.4 percent lower than a year ago. Cumulative meat production for the year to date was 2.5 percent lower compared to the previous year.

^ Contents

1 Year Bullish/Bearish Consensus Charts from SentimenTrader:

The theory behind the "Bullish/Bearish Consensus" indicator is when the public reaches a consensus, **they are usually wrong:**

- They get too bullish after prices have risen and too bearish after they have already fallen.

Because of this tendency, there are often extremes in opinion right before major changes in trend:

- When the public reaches a bullish extreme, i.e., a great majority thinks prices will keep rising, then prices often decline instead.
- And when they become too bearish, then prices tend to rise.

So when Public Opinion moves above the **red dotted line** in the chart, it means that compared to other readings over the past year, you're seeing **excessive optimism**. You also want to look at the absolute level of Opinion, too - if it's at 90%, then there's no question we're seeing an historic level of bullish opinion. Watch for readings above 80% (or especially 90%) to spot those dangerous times when the public is overly enthusiastic about a commodity.

Conversely, when Public Opinion moves below the **green dotted line**, then the public is **excessively pessimistic** about the commodity's prospects for further gains compared to their opinion over the past year. Looking for absolute readings under 20% (or especially 10%) often indicates an upturn in the market.

Cattle Bullish/Bearish Consensus: 1 Year Chart

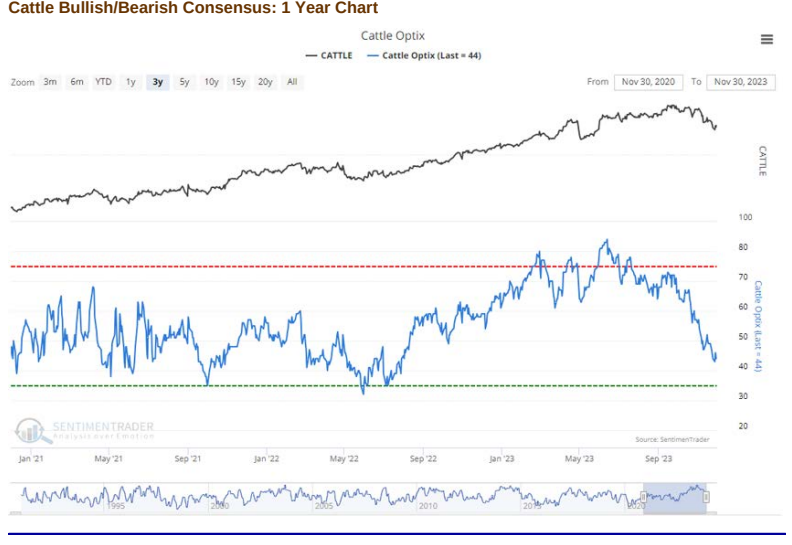

Corn Bullish/Bearish Consensus: 1 Year Chart

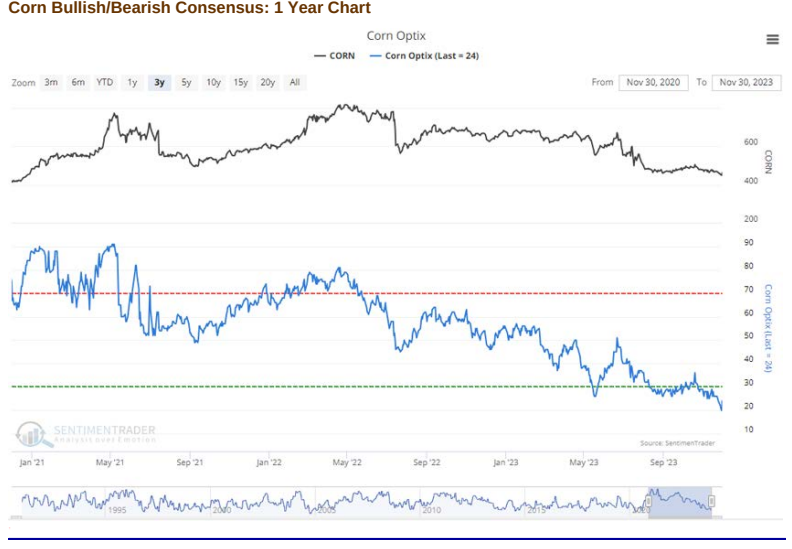

^ Contents

U.S. Dollar - 6 Month Chart:

Over the past 5 years, an average of around 12% of U.S. beef production has been exported, making exports an extremely important factor affecting beef and cattle prices. A strong dollar depresses export demand.

- U.S. Dollar Index

^ Contents

Stock Markets & Economic News:
T. Rowe Price

Stock and bond markets rally as investors welcome cooling inflation

Most of the major indexes ended higher for the week, with the S&P 500 Index and Nasdaq Composite rounding out on Thursday their best monthly gains (8.9% and 10.7%, respectively) since July 2020. Falling Treasury yields seemed to continue to boost sentiment, and a broad index of the bond market recorded its best monthly gain since 1985.

The week brought some good news on the inflation front. On Thursday, the Commerce Department reported that the Federal Reserve's preferred inflation gauge, the core (less food and energy) personal consumption expenditures (PCE) price index, rose 0.2% in October, a slowdown from September. This brought its year-over-year increase down to 3.5%—still well above the Fed's 2% target, but the lowest level since April 2021. Over the past six months, core PCE was running even slower, at an annualized rate of 2.5%.

Continuing jobless claims hit two-year high

The week arguably offered some evidence that the economy may be headed toward policymakers' goal of a "soft landing." Personal spending rose 0.2% in September, its smallest increase in six months, while personal incomes rose at the same pace. Housing permits came in above expectations, but actual starts surprised on the downside. Weekly jobless claims ticked down, but continuing claims jumped much more than expected to 1.93 million, their highest level since November 2021.

Hopes that the economy is running neither too hot nor too cold—the so-called "Goldilocks" scenario—may have been boosted by the release on Thursday of the Fed's Beige Book. The central bank's periodic survey of economic activity in its 12 separate districts was split down the middle, with half reporting growth and half contraction.

U.S. Stocks:

Index	Friday's Close	Week's Change	% Change YTD
DJIA	36,245.50	855.35	9.35%
S&P 500	4,594.63	35.29	19.67%
Nasdaq Composite	14,305.03	54.18	36.67%
S&P MidCap 400	2,625.58	65.25	8.03%
Russell 2000	1,862.64	55.14	5.76%

^ Contents

"**Click Here**" **to view a Slide Show of Drought Monitor maps for the last 12 weeks**

30.28% of the U.S. and 36.05% of the lower 48 states are in drought this week.	**250.7 Million** acres of major crops in U.S. are experiencing drought conditions this week.	**92.9 Million** people in the U.S. and 91.5 Million in the lower 48 states are affected by drought this week.	**39** U.S. states are experiencing Moderate Drought (D1) or worse this week.
↓ 3.7% since last week	— 0.0% since last week	↓ 4.4% since last week	↓ 2 states since last week
↓ 9.4% since last month	↑ 1.5% since last month	↓ 4.6% since last month	— No change since last month

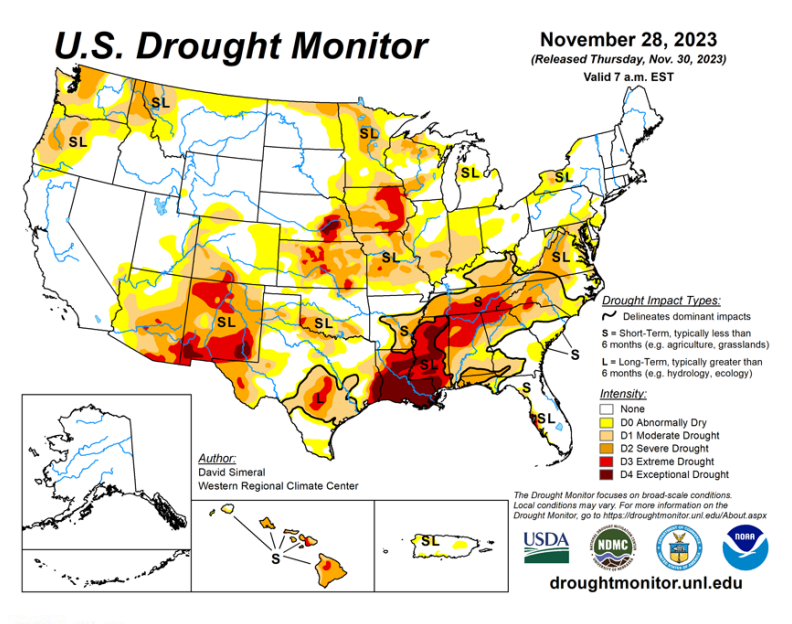

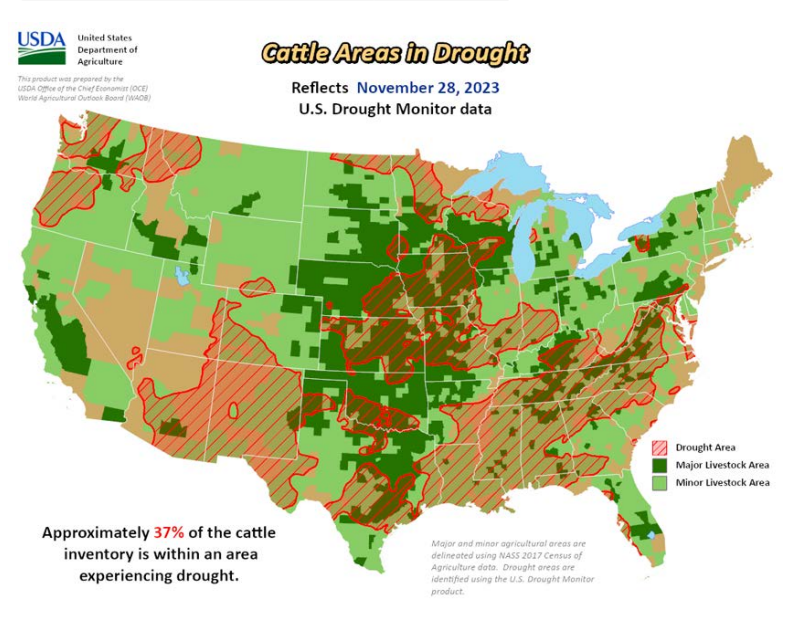

Canadian 90-Day Percent of Average Precipitation:

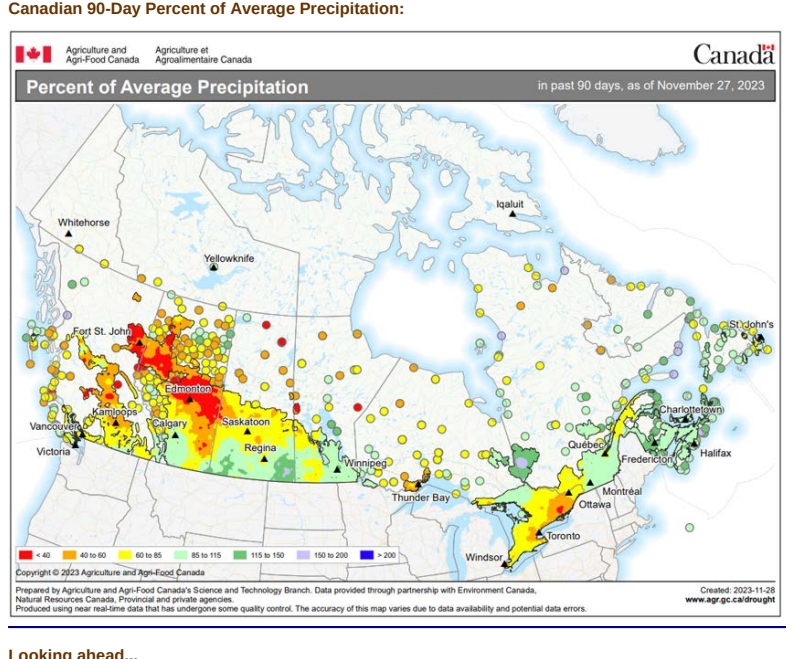

Looking ahead...

The NWS 7-Day Quantitative Precipitation Forecast calls for moderate-to-heavy precipitation accumulations (including heavy snowfall) ranging from 3 to 10+ inches (liquid) across the Olympic Mountains, Cascades of Oregon and Washington, Klamath Mountains, and Coast Ranges of northwestern California. Further inland, lesser accumulations (1 to 3 inches liquid) are expected in areas of the Northern Rockies, northern Great Basin, and ranges of the Intermountain West. In the South and Southeast, moderate to heavy rainfall accumulations (2 to 5 inches) are forecasted while light accumulations (generally <1 inch) are expected in eastern portions of the southern Plains, Lower Midwest, Mid-Atlantic, and the Northeast.

The NWS 6-10 Day Outlooks call for a moderate-to-high probability of above-normal temperatures across the western two-thirds of the conterminous U.S. in an area extending from the Midwest to the West Coast, while near-normal temperatures are expected across most of the eastern tier. Conversely, below-normal temperatures are expected across Florida. In terms of precipitation, below-normal precipitation is expected across much of the southern tier of the conterminous U.S. as well as the central and southern Plains, lower Great Basin, and the central and southern Rockies. Meanwhile, above-normal precipitation is forecasted for the Pacific Northwest, northern California, northern Great Basin, northern Rockies, Mid-Atlantic, and the Northeast.

Precipitation & Temperature Outlooks:

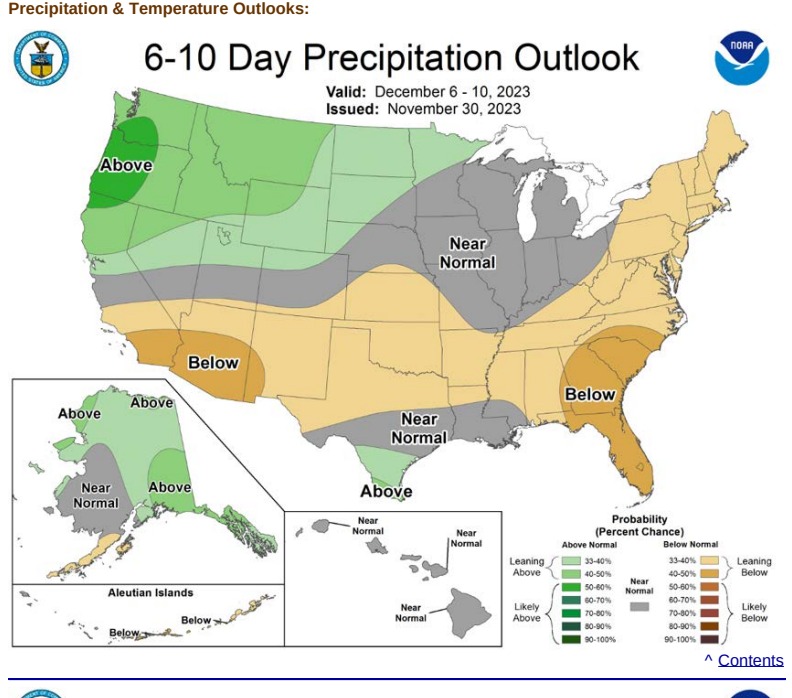

^ Contents

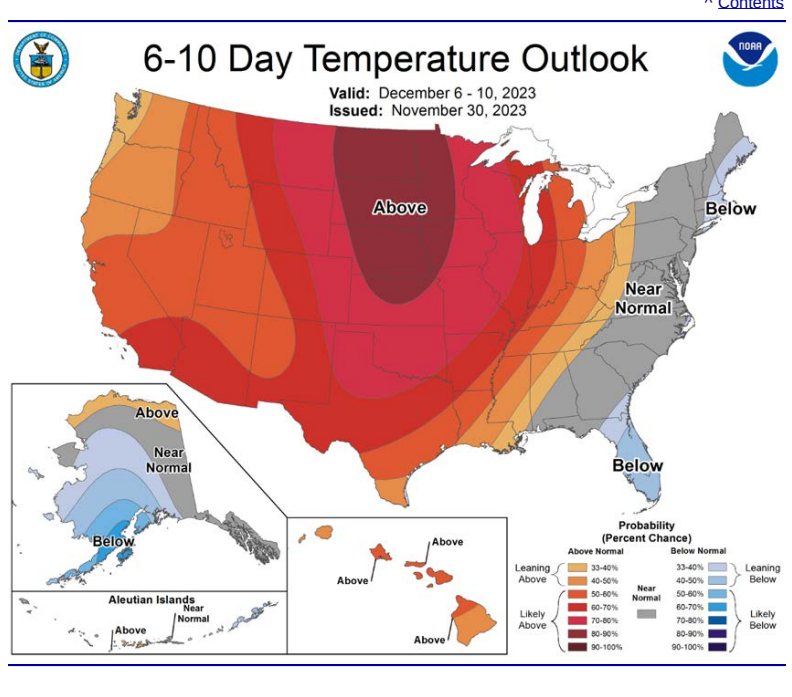

^ Contents

Winter Wheat Condition:

Winter Wheat Condition - Selected States: Week Ending November 26, 2023
[These 18 States planted 88% of the 2022 winter wheat acreage]

State	Very poor (percent)	Poor (percent)	Fair (percent)	Good (percent)	Excellent (percent)
Arkansas	3	5	34	51	7
California	-	-	-	30	70
Colorado	-	2	33	59	6
Idaho	1	1	16	81	1
Illinois	2	5	21	57	15
Indiana	1	4	25	61	9
Kansas	16	16	36	28	4
Michigan	-	10	44	39	7
Missouri	-	5	24	65	6
Montana	-	5	37	21	37
Nebraska	3	11	37	40	9
North Carolina	-	1	28	66	5
Ohio	-	2	18	65	15
Oklahoma	1	6	40	50	3
Oregon	-	23	40	33	4
South Dakota	4	4	40	46	6
Texas	9	10	35	35	11
Washington	2	9	37	42	10
18 States	6	9	35	41	9
Previous week	7	10	35	39	9
Previous year	10	16	40	28	6

\- Represents zero.

^ Contents

Weekly Grain Market Review:

Grain Prices	12/01/23	Last Week	1 Month Ago	1 Year Ago	5 Yr. Avg.
Omaha Corn	4.66	4.70	4.77	7.06	5.29
Kansas City Wheat	5.72	5.30	5.69	8.24	6.56
March Corn Futures	4.8475	4.8250	4.7725	6.4625	5.1244
March Wheat Futures	6.0275	5.7725	5.7250	7.6100	6.5686

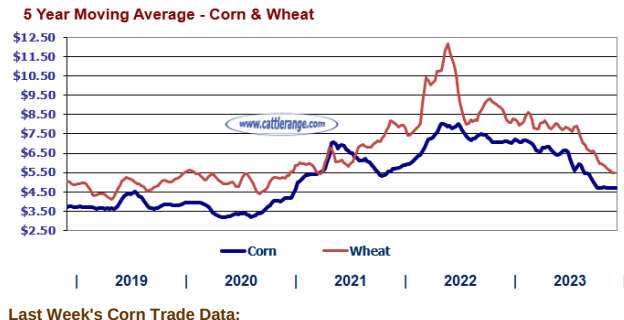

Last Week's Corn Trade Data:

Net sales of 1,927,800 MT for 2023/2024--a marketing-year high--were up 35 percent from the previous week and 54 percent from the prior 4-week average. Increases were primarily for unknown destinations (726,600 MT), Mexico (294,600 MT, including decreases of 700 MT), Japan (258,000 MT, including decreases of 16,000 MT), Taiwan (201,500 MT), and China (131,000 MT).

Exports of 499,900 MT were down 20 percent from the previous week and 24 percent from the prior 4-week average. The destinations were primarily to Mexico (385,300 MT), Colombia (60,000 MT), Panama (25,600 MT), Taiwan (9,900 MT), and Jamaica (7,200 MT).

Contents

Regional Auction Reports - Beef: Click Link to view latest report

Lower Fraser & Kamloops Auctions:

Abbotsford Livestock Auction - Ft. Pierce SD
Date Reported: 22-Apr
Total Receipts: 1,000
Comments:

Lumbrelas Livestock Market - Lumbrelas, NE
Date Reported: 22-Apr
Total Receipts: 1,000
Comments:

Terrebonne Livestock Commission - Terrebonne MT
Date Reported: 22-Apr
Total Receipts: 1,000
Comments:

Cattleman's Livestock Auction - Bolse ND
Date Reported: 22-Apr
Total Receipts: 1,000
Comments:

Santa Teresa Livestock Auction (Imperial Mexican Cattle) - Santa Teresa NM
Date Reported: 22-Apr
Total Receipts: 1,000
Comments:

Current auction sale report, when available, shows that the most attractive on the local trailers were Good Slaughter Steers, 1100 to 1300 pounds, selling at the mark, and Good Slaughter Heifers, 1000 to 1200 pounds, selling at the mark and up 1 dollar. Cutters, 2000 pounds, Fresher cattle supply over 500 lbs was 20%.

Kamloops (MC) Livestock Company - Kamloops, Lower Mainland
Date Reported: 22-Apr
Total Receipts: 1,000
Comments:

Terrebonne Livestock Commission - Terrebonne MT
Date Reported: 22-Apr
Total Receipts: 1,000
Comments:

Cattleman's Livestock Auction - Bolse ND
Date Reported: 22-Apr
Total Receipts: 1,000
Comments:

Santa Teresa Livestock Auction (Imperial Mexican Cattle) - Santa Teresa NM
Date Reported: 22-Apr
Total Receipts: 1,000
Comments:

Current auction sale report, when available, shows that the most attractive on the local trailers were Good Slaughter Steers, 1100 to 1300 pounds, selling at the mark, and Good Slaughter Heifers, 1000 to 1200 pounds, selling at the mark and up 1 dollar. Cutters, 2000 pounds, Fresher cattle supply over 500 lbs was 20%.

Kamloops (MC) Livestock Company - Kamloops, Lower Mainland
Date Reported: 22-Apr
Total Receipts: 1,000
Comments:

Tri State Livestock Auction Market - McLean ND
Date Reported: 22-Apr
Total Receipts: 1,000
Comments:

Current auction sale report, when available, shows that the most attractive on the local trailers were Good Slaughter Steers, 1100 to 1300 pounds, selling at the mark, and Good Slaughter Heifers, 1000 to 1200 pounds, selling at the mark and up 1 dollar. Cutters, 2000 pounds, Fresher cattle supply over 500 lbs was 20%.

Rosser Livestock Auction - Kennell MB
Date Reported: 22-Apr
Total Receipts: 1,000
Comments:

Oklahoma National Stockyards Fresh Cattle - Oklahoma City OK
Date Reported: 22-Apr
Total Receipts: 1,000
Comments:

Compared to last week, Feeder steers under 700 lbs. steady to 5.00 higher. Heifers under 700 lbs. and 700 lbs. and over steady. Cows steady. Bulls steady. Feeder steers primarily steady with cattle moving to feedlots and to stockers.

Wine Cup Livestock Commission Market - Stockton CA
Date Reported: 22-Apr
Total Receipts: 1,000
Comments:

Compared to last week, Feeder steers under 700 lbs. steady to 5.00 higher. Heifers under 700 lbs. and 700 lbs. and over steady. Cows steady. Bulls steady. Feeder steers primarily steady with cattle moving to feedlots and to stockers.

Wine Cup Livestock Commission Market - Stockton CA
Date Reported: 22-Apr
Total Receipts: 1,000
Comments:

Compared to last week, Feeder steers under 700 lbs. steady to 5.00 higher. Heifers under 700 lbs. and 700 lbs. and over steady. Cows steady. Bulls steady. Feeder steers primarily steady with cattle moving to feedlots and to stockers.

Cathway Livestock Center - Kingdon City MO
Date Reported: 22-Apr
Total Receipts: 1,000
Comments:

Compared to last week, Jersey calves under 300 lbs and heifer calves under 700 lbs sold mostly 10.00 higher. Other calves under 700 lbs sold mostly steady. Feeder steers under 700 lbs sold mostly steady to 5.00 higher. Heifers under 700 lbs sold mostly steady to 5.00 higher. Cows sold mostly steady.

Mid-South Livestock - Jonesville TX
Date Reported: 22-Apr
Total Receipts: 1,000
Comments:

Grand Prairie Livestock Auction - Grand Prairie TX
Date Reported: 22-Apr
Total Receipts: 1,000
Comments:

Compared to last week, Feeder steers under 700 lbs. steady to 5.00 higher. Heifers under 700 lbs. steady to 5.00 higher. Feeder steers and heifers 700 lbs. and over steady. Cows steady. Bulls steady. Feeder steers and heifers 700 lbs. and over sold mostly steady to 5.00 higher. Feeder calves primarily steady with cattle moving to feedlots and to stockers.

Wine Cup Livestock Commission Market - Stockton CA
Date Reported: 22-Apr
Total Receipts: 1,000
Comments:

Compared to last week, Feeder steers under 700 lbs. steady to 5.00 higher. Heifers under 700 lbs. steady. Heifers 700 lbs. and over steady. Cows steady. Bulls steady. Feeder steers and heifers 700 lbs. and over sold mostly steady to 5.00 higher. Feeder calves primarily steady with cattle moving to feedlots and to stockers.

Tuesday Auctions:

Cattleman's Livestock Auction - Williston, TX
Date Reported: 21-Apr
Total Receipts: 1,000
Comments:

Current auction sale report, when available, shows that the most attractive on the local trailers were Good Slaughter Steers, 1100 to 1300 pounds, selling at the mark, and Good Slaughter Heifers, 1000 to 1200 pounds, selling at the mark and up 1 dollar. Cutters, 2000 pounds, Fresher cattle supply over 500 lbs was 20%.

Fort Morgan Livestock Auction - Fort Morgan CO
Date Reported: 21-Apr
Total Receipts: 1,000
Comments:

Compared to last week, Feeder steers under 700 lbs. steady to 5.00 higher. Heifers under 700 lbs. steady to 5.00 higher. Feeder steers and heifers 700 lbs. and over steady. Cows steady. Bulls steady. Feeder steers and heifers 700 lbs. and over sold mostly steady to 5.00 higher. There were few purchases by feed lots this week. Feeder calves primarily steady with cattle moving to stockers.

Red Deer Regional Stockyards - Red Deer, AB
Date Reported: 21-Apr
Total Receipts: 1,000
Comments:

Compared to last week, Jersey calves under 700 lbs. sold steadily to 10.00 higher. Replacement cows sold weekly. Feeder cattle sold steady to 10.00 higher.

Lethbridge Livestock - Lethbridge, AB
Date Reported: 21-Apr
Total Receipts: 1,000
Comments:

Compared to last week, Jersey calves under 700 lbs. sold steadily to 10.00 higher. Replacement cows sold weekly. Feeder cattle sold steady to 10.00 higher.

Wednesday Auctions:

Sherwood Livestock Auction - Jasper, AL
Date Reported: 22-Apr
Total Receipts: 1,000
Comments:

No feeder auction sale held a week and will not be given. The offering composed of around 50 percent prodigal cattle and the remainder of the offering was made up of Holstein and Holstein crossbred cows. Slaughter cows and bulls sold fully steady to around 2 dollars lower. Demand was moderate to good.

DCC Alex - El Reno OK
Date Reported: 22-Apr
Total Receipts: 1,000
Comments:

No feeder auction sale held a week and will not be given. The offering composed of around 50 percent prodigal cattle and the remainder of the offering was made up of Holstein and Holstein crossbred cows. Slaughter cows and bulls sold fully steady to around 2 dollars lower. Demand was moderate to good.

Clovis Livestock Auction - Clovis, NM
Date Reported: 22-Apr
Total Receipts: 1,000
Comments:

Current auction sale report, when available, shows that the most attractive on the local trailers were Good Slaughter Steers, 1100 to 1300 pounds, selling at the mark, and Good Slaughter Heifers, 1000 to 1200 pounds, selling at the mark and up 1 dollar. Cutters, 2000 pounds, Fresher cattle supply over 500 lbs was 20%.

Blue Grass Stockyards - Athens KY
Date Reported: 22-Apr
Total Receipts: 1,000
Comments:

Compared to last week, Feeder steers and heifers traded steady to weaker on a light receipt. Demand was good. Slaughter cows and bulls traded steady. Demand was good. Feeder calves traded steady on a moderate receipt.

Pawnee Stockyards - Pawnee, IL
Date Reported: 22-Apr
Total Receipts: 1,000
Comments:

No feeder auction sale held a week and will not be given. The offering composed of around 50 percent prodigal cattle and the remainder of the offering was made up of Holstein and Holstein crossbred cows. Slaughter cows and bulls sold fully steady to around 2 dollars lower. Demand was moderate to good.

Superior Livestock - Superior, WI
Date Reported: 22-Apr
Total Receipts: 1,000
Comments:

Compared to last week, Feeder steers and heifers traded steady to weaker on a light receipt. Demand was good. Slaughter cows and bulls traded steady. Demand was good. Feeder calves traded steady on a moderate receipt.

Thursday Auctions:

Billings Livestock Commission Cattle Auction - Billings, MT
Date Reported: 23-Apr
Total Receipts: 1,000
Comments:

Compared to last week, Feeding steers sold steady to 5.00 higher. Feeding heifers sold steady to weaker on a light receipt. Demand was good. Slaughter cows and bulls sold steady. Demand was good. Feeding calves sold steady to 5.00 higher. Demand was good. Slaughter cows sold steady to 1.00 higher. Slaughter bulls sold steady. Demand was good. Feeding steers sold steady to 5.00 higher. Feeding heifers sold steady to 5.00 higher. Feeding calves sold 500 lbs and under steady to 5.00 higher. Feeding calves sold 500 lbs and over steady to 5.00 higher. Demand was good.

Sedalia Livestock Auction - Sedalia MO
Date Reported: 23-Apr
Total Receipts: 1,000
Comments:

Compared to last week, Jersey calves sold steady. Feeder heifers sold steady to 5.00 lower on a light receipt. Feeder steers sold steady to 5.00 higher. Demand was good. Cows sold steady to 5.00 higher. Demand was good. Bulls sold steady. Demand was good.

Aparicio Livestock Auction - Aparicio, IA
Date Reported: 23-Apr
Total Receipts: 1,000
Comments:

Compared to last week, Jersey calves sold steady. Feeder heifers sold steady to 5.00 lower on a light receipt. Feeder steers sold steady to 5.00 higher. Demand was good. Cows sold steady to 5.00 higher. Demand was good. Bulls sold steady. Demand was good.

Pratt Livestock Auction - Pratt KS
Date Reported: 23-Apr
Total Receipts: 1,000
Comments:

Compared to last week, Jersey calves sold steady. Feeder heifers sold steady to 5.00 lower on a light receipt. Feeder steers sold steady to 5.00 higher. Demand was good. Cows sold steady to 5.00 higher. Demand was good. Bulls sold steady. Demand was good.

Farmers & Ranchers Livestock - Salina KS
Date Reported: 23-Apr
Total Receipts: 1,000
Comments:

Compared to last week, Jersey calves sold steady. Feeder heifers sold steady to 5.00 lower on a light receipt. Feeder steers sold steady to 5.00 higher. Demand was good. Cows sold steady to 5.00 higher. Demand was good. Bulls sold steady. Demand was good.

New Castle Livestock Market - New Castle, WY
Date Reported: 23-Apr
Total Receipts: 1,000
Comments:

Compared to this last week two steers, steers and heifers traded on an uneven market with very few comparable sales. Demand was good. Cows traded steady. Demand was good. Bulls traded steady. Demand was good. Feeding calves 500 lbs. and under traded steady to 10.00 higher. Feeding steady lower.

Calhoun Stockyard - Calhoun, GA
Date Reported: 23-Apr
Total Receipts: 1,000
Comments:

Compared to last week due to market being closed for Thanksgiving holiday.

Tuscarora Livestock Auction - Tuscarora, NV
Date Reported: 23-Apr
Total Receipts: 1,000
Comments:

Compared to last week due to market being closed for Thanksgiving holiday.

Friday Auctions:

Aparicio Livestock Auction - Aparicio, IA
Date Reported: 24-Apr
Total Receipts: 1,000
Comments:

Compared to last week, Jersey calves sold steady. Feeder heifers sold steady to 5.00 lower on a light receipt. Feeder steers sold steady to 5.00 higher. Demand was good. Cows sold steady to 5.00 higher. Demand was good. Bulls sold steady. Demand was good.

Pratt Livestock Auction - Pratt KS
Date Reported: 24-Apr
Total Receipts: 1,000
Comments:

Compared to last week, Jersey calves sold steady. Feeder heifers sold steady to 5.00 lower on a light receipt. Feeder steers sold steady to 5.00 higher. Demand was good. Cows sold steady to 5.00 higher. Demand was good. Bulls sold steady. Demand was good.

Farmers & Ranchers Livestock - Salina KS
Date Reported: 24-Apr
Total Receipts: 1,000
Comments:

Compared to last week, Jersey calves sold steady. Feeder heifers sold steady to 5.00 lower on a light receipt. Feeder steers sold steady to 5.00 higher. Demand was good. Cows sold steady to 5.00 higher. Demand was good. Bulls sold steady. Demand was good.

Saturday Auctions:

Sioux Center Livestock Auction - Sioux Center, IA
Date Reported: 25-Apr
Total Receipts: 1,000
Comments:

Compared to last week, Jersey calves sold steady. Feeder heifers sold steady to 5.00 lower on a light receipt. Feeder steers sold steady to 5.00 higher. Demand was good. Cows sold steady to 5.00 higher. Demand was good. Bulls sold steady. Demand was good.

Sioux Center Livestock Auction - Sioux Center, IA
Date Reported: 26-Apr
Total Receipts: 1,000
Comments:

Compared to this last week two steers, steers and heifers traded on an uneven market with very few comparable sales. Demand was good. Cows traded steady. Demand was good. Bulls traded steady. Demand was good. Feeding calves 500 lbs. and under traded steady to 10.00 higher. Feeding steady lower.

Sunday Auctions:

Sioux Center Livestock Auction - Sioux Center, IA
Date Reported: 27-Apr
Total Receipts: 1,000
Comments:

Compared to this last week two steers, steers and heifers traded on an uneven market with very few comparable sales. Demand was good. Cows traded steady. Demand was good. Bulls traded steady. Demand was good. Feeding calves 500 lbs. and under traded steady to 10.00 higher. Feeding steady lower.

Monday Auctions:

Sioux Center Livestock Auction - Sioux Center, IA
Date Reported: 28-Apr
Total Receipts: 1,000
Comments:

Compared to this last week two steers, steers and heifers traded on an uneven market with very few comparable sales. Demand was good. Cows traded steady. Demand was good. Bulls traded steady. Demand was good. Feeding calves 500 lbs. and under traded steady to 10.00 higher. Feeding steady lower.

Sioux Center Livestock Auction - Sioux Center, IA
Date Reported: 29-Apr
Total Receipts: 1,000
Comments:

Compared to this last week two steers, steers and heifers traded on an uneven market with very few comparable sales. Demand was good. Cows traded steady. Demand was good. Bulls traded steady. Demand was good. Feeding calves 500 lbs. and under traded steady to 10.00 higher. Feeding steady lower.

Feeder Cattle Auction Report

Source: Dept. of Agriculture - Market News Service

Lower Fraser & Kamloops Auctions:

Abbotsford Livestock Auction - Ft. Pierce SD
Date Reported: 22-Apr
Total Receipts: 1,000
Comments:

Compared to last week, Feeder steers under 700 lbs. steady to 5.00 higher. Heifers under 700 lbs. and 700 lbs. and over steady. Cows steady. Bulls steady. Feeder steers primarily steady with cattle moving to feedlots and to stockers.

Wine Cup Livestock Commission Market - Stockton CA
Date Reported: 22-Apr
Total Receipts: 1,000
Comments:

Compared to last week, Feeder steers under 700 lbs. steady to 5.00 higher. Heifers under 700 lbs. and 700 lbs. and over steady. Cows steady. Bulls steady. Feeder steers primarily steady with cattle moving to feedlots and to stockers.

Cathway Livestock Center - Kingdon City MO
Date Reported: 22-Apr
Total Receipts: 1,000
Comments:

Compared to last week, Jersey calves sold steady. Feeder heifers sold steady to 5.00 lower on a light receipt. Feeder steers sold steady to 5.00 higher. Demand was good. Cows sold steady to 5.00 higher. Demand was good. Bulls sold steady. Demand was good.

Mid-South Livestock - Jonesville TX
Date Reported: 22-Apr
Total Receipts: 1,000
Comments:

Grand Prairie Livestock Auction - Grand Prairie TX
Date Reported: 22-Apr
Total Receipts: 1,000
Comments:

Compared to last week, Feeder steers under 700 lbs. steady to 5.00 higher. Heifers under 700 lbs. steady to 5.00 higher. Feeder steers and heifers 700 lbs. and over steady. Cows steady. Bulls steady. Feeder steers and heifers 700 lbs. and over sold mostly steady to 5.00 higher. Feeder calves primarily steady with cattle moving to feedlots and to stockers.

Wine Cup Livestock Commission Market - Stockton CA
Date Reported: 22-Apr
Total Receipts: 1,000
Comments:

Compared to last week, Feeder steers under 700 lbs. steady to 5.00 higher. Heifers under 700 lbs. steady. Heifers 700 lbs. and over steady. Cows steady. Bulls steady. Feeder steers and heifers 700 lbs. and over sold mostly steady to 5.00 higher. Feeder calves primarily steady with cattle moving to feedlots and to stockers.

Tuesday Auctions:

Cattleman's Livestock Auction - Williston, TX
Date Reported: 21-Apr
Total Receipts: 1,000
Comments:

Current auction sale report, when available, shows that the most attractive on the local trailers were Good Slaughter Steers, 1100 to 1300 pounds, selling at the mark, and Good Slaughter Heifers, 1000 to 1200 pounds, selling at the mark and up 1 dollar. Cutters, 2000 pounds, Fresher cattle supply over 500 lbs was 20%. Jersey calves under 300 lbs. sold steady to 10.00 higher. Other calves under 700 lbs. sold steady. Feeder steers under 700 lbs. sold steady to 5.00 higher. Heifers under 700 lbs. sold steady to 5.00 higher. Cows sold steady. Bulls sold steady. Feeder steers and heifers 700 lbs. and over sold steady to 5.00 higher. Feeder calves primarily steady with cattle moving to feedlots and to stockers.

Fort Morgan Livestock Auction - Fort Morgan CO
Date Reported: 21-Apr
Total Receipts: 1,000
Comments:

Compared to last week, Feeder steers under 700 lbs. steady to 5.00 higher. Heifers under 700 lbs. steady to 5.00 higher. Feeder steers and heifers 700 lbs. and over steady. Cows steady. Bulls steady. Feeder steers and heifers 700 lbs. and over sold mostly steady to 5.00 higher. There were few purchases by feed lots this week. Feeder calves primarily steady with cattle moving to stockers.

Red Deer Regional Stockyards - Red Deer, AB
Date Reported: 21-Apr
Total Receipts: 1,000
Comments:

Compared to last week, Jersey calves under 700 lbs. sold steadily to 10.00 higher. Replacement cows sold weekly. Feeder cattle sold steady to 10.00 higher.

Lethbridge Livestock - Lethbridge, AB
Date Reported: 21-Apr
Total Receipts: 1,000
Comments:

Compared to last week, Jersey calves under 700 lbs. sold steadily to 10.00 higher. Replacement cows sold weekly. Feeder cattle sold steady to 10.00 higher.

Wednesday Auctions:

Sherwood Livestock Auction - Jasper, AL
Date Reported: 22-Apr
Total Receipts: 1,000
Comments:

No feeder auction sale held a week and will not be given. The offering composed of around 50 percent prodigal cattle and the remainder of the offering was made up of Holstein and Holstein crossbred cows. Slaughter cows and bulls sold fully steady to around 2 dollars lower. Demand was moderate to good.

DCC Alex - El Reno OK
Date Reported: 22-Apr
Total Receipts: 1,000
Comments:

No feeder auction sale held a week and will not be given. The offering composed of around 50 percent prodigal cattle and the remainder of the offering was made up of Holstein and Holstein crossbred cows. Slaughter cows and bulls sold fully steady to around 2 dollars lower. Demand was moderate to good.

Clovis Livestock Auction - Clovis, NM
Date Reported: 22-Apr
Total Receipts: 1,000
Comments:

Current auction sale report, when available, shows that the most attractive on the local trailers were Good Slaughter Steers, 1100 to 1300 pounds, selling at the mark, and Good Slaughter Heifers, 1000 to 1200 pounds, selling at the mark and up 1 dollar. Cutters, 2000 pounds, Fresher cattle supply over 500 lbs was 20%.

Blue Grass Stockyards - Athens KY
Date Reported: 22-Apr
Total Receipts: 1,000
Comments:

Compared to last week, Feeder steers and heifers traded steady to weaker on a light receipt. Demand was good. Slaughter cows and bulls traded steady. Demand was good. Feeder calves traded steady on a moderate receipt.

Pawnee Stockyards - Pawnee, IL
Date Reported: 22-Apr
Total Receipts: 1,000
Comments:

No feeder auction sale held a week and will not be given. The offering composed of around 50 percent prodigal cattle and the remainder of the offering was made up of Holstein and Holstein crossbred cows. Slaughter cows and bulls sold fully steady to around 2 dollars lower. Demand was moderate to good.

Superior Livestock - Superior, WI
Date Reported: 22-Apr
Total Receipts: 1,000
Comments:

Compared to last week, Feeder steers and heifers traded steady to weaker on a light receipt. Demand was good. Slaughter cows and bulls traded steady. Demand was good. Feeder calves traded steady on a moderate receipt.

Thursday Auctions:

Billings Livestock Commission Cattle Auction - Billings, MT
Date Reported: 23-Apr
Total Receipts: 1,000
Comments:

Compared to last week. Feeding steers sold steady to 5.00 higher. Feeding heifers sold steady to weaker on a light receipt. Demand was good. Slaughter cows and bulls sold steady. Demand was good. Feeding calves sold steady to 5.00 higher. Demand was good. Slaughter cows sold steady to 1.00 higher. Slaughter bulls sold steady. Demand was good. Feeding steers sold steady to 5.00 higher. Feeding heifers sold steady to 5.00 higher. Feeding calves sold 500 lbs and under steady to 5.00 higher. Feeding calves sold 500 lbs and over steady to 5.00 higher. Demand was good.

Sedalia Livestock Auction - Sedalia MO
Date Reported: 23-Apr
Total Receipts: 1,000
Comments:

Compared to last week, Jersey calves sold steady. Feeder heifers sold steady to 5.00 lower on a light receipt. Feeder steers sold steady to 5.00 higher. Demand was good. Cows sold steady to 5.00 higher. Demand was good. Bulls sold steady. Demand was good.

Aparicio Livestock Auction - Aparicio, IA
Date Reported: 23-Apr
Total Receipts: 1,000
Comments:

Compared to last week, Jersey calves sold steady. Feeder heifers sold steady to 5.00 lower on a light receipt. Feeder steers sold steady to 5.00 higher. Demand was good. Cows sold steady to 5.00 higher. Demand was good. Bulls sold steady. Demand was good.

Pratt Livestock Auction - Pratt KS
Date Reported: 23-Apr
Total Receipts: 1,000
Comments:

Compared to last week, Jersey calves sold steady. Feeder heifers sold steady to 5.00 lower on a light receipt. Feeder steers sold steady to 5.00 higher. Demand was good. Cows sold steady to 5.00 higher. Demand was good. Bulls sold steady. Demand was good.

Farmers & Ranchers Livestock - Salina KS
Date Reported: 23-Apr
Total Receipts: 1,000
Comments:

Compared to last week, Jersey calves sold steady. Feeder heifers sold steady to 5.00 lower on a light receipt. Feeder steers sold steady to 5.00 higher. Demand was good. Cows sold steady to 5.00 higher. Demand was good. Bulls sold steady. Demand was good.

New Castle Livestock Market - New Castle, WY
Date Reported: 23-Apr
Total Receipts: 1,000
Comments:

Compared to this last week two steers, steers and heifers traded on an uneven market with very few comparable sales. Demand was good. Cows traded steady. Demand was good. Bulls traded steady. Demand was good. Feeding calves 500 lbs. and under traded steady to 10.00 higher. Feeding steady lower.

Calhoun Stockyard - Calhoun, GA
Date Reported: 23-Apr
Total Receipts: 1,000
Comments:

Compared to last week due to market being closed for Thanksgiving holiday.

Tuscarora Livestock Auction - Tuscarora, NV
Date Reported: 23-Apr
Total Receipts: 1,000
Comments:

Compared to last week due to market being closed for Thanksgiving holiday.

Friday Auctions:

Aparicio Livestock Auction - Aparicio, IA
Date Reported: 24-Apr
Total Receipts: 1,000
Comments:

Compared to last week, Jersey calves sold steady. Feeder heifers sold steady to 5.00 lower on a light receipt. Feeder steers sold steady to 5.00 higher. Demand was good. Cows sold steady to 5.00 higher. Demand was good. Bulls sold steady. Demand was good.

Pratt Livestock Auction - Pratt KS
Date Reported: 24-Apr
Total Receipts: 1,000
Comments:

Compared to last week, Jersey calves sold steady. Feeder heifers sold steady to 5.00 lower on a light receipt. Feeder steers sold steady to 5.00 higher. Demand was good. Cows sold steady to 5.00 higher. Demand was good. Bulls sold steady. Demand was good.

Farmers & Ranchers Livestock - Salina KS
Date Reported: 24-Apr
Total Receipts: 1,000
Comments:

Compared to last week, Jersey calves sold steady. Feeder heifers sold steady to 5.00 lower on a light receipt. Feeder steers sold steady to 5.00 higher. Demand was good. Cows sold steady to 5.00 higher. Demand was good. Bulls sold steady. Demand was good.

Saturday Auctions:

Sioux Center Livestock Auction - Sioux Center, IA
Date Reported: 25-Apr
Total Receipts: 1,000
Comments:

Compared to last week, Jersey calves sold steady. Feeder heifers sold steady to 5.00 lower on a light receipt. Feeder steers sold steady to 5.00 higher. Demand was good. Cows sold steady to 5.00 higher. Demand was good. Bulls sold steady. Demand was good.

Sioux Center Livestock Auction - Sioux Center, IA
Date Reported: 26-Apr
Total Receipts: 1,000
Comments:

Compared to this last week two steers, steers and heifers traded on an uneven market with very few comparable sales. Demand was good. Cows traded steady. Demand was good. Bulls traded steady. Demand was good. Feeding calves 500 lbs. and under traded steady to 10.00 higher. Feeding steady lower.

Sunday Auctions:

Sioux Center Livestock Auction - Sioux Center, IA
Date Reported: 27-Apr
Total Receipts: 1,000
Comments:

Compared to this last week two steers, steers and heifers traded on an uneven market with very few comparable sales. Demand was good. Cows traded steady. Demand was good. Bulls traded steady. Demand was good. Feeding calves 500 lbs. and under traded steady to 10.00 higher. Feeding steady lower.

Monday Auctions:

Sioux Center Livestock Auction - Sioux Center, IA
Date Reported: 28-Apr
Total Receipts: 1,000
Comments:

Compared to this last week two steers, steers and heifers traded on an uneven market with very few comparable sales. Demand was good. Cows traded steady. Demand was good. Bulls traded steady. Demand was good. Feeding calves 500 lbs. and under traded steady to 10.00 higher. Feeding steady lower.

Sioux Center Livestock Auction - Sioux Center, IA
Date Reported: 29-Apr
Total Receipts: 1,000
Comments:

Compared to this last week two steers, steers and heifers traded on an uneven market with very few comparable sales. Demand was good. Cows traded steady. Demand was good. Bulls traded steady. Demand was good. Feeding calves 500 lbs. and under traded steady to 10.00 higher. Feeding steady lower.

Fairview Direct Feeder Cattle Report

Source: Dept. of Agriculture - Market News Service

Alberta Direct Feeder Cattle Report

Source: Dept. of Agriculture - Market News Service

Manitoba Direct Feeder Cattle Report

Source: Dept. of Agriculture - Market News Service

Saskatchewan Direct Feeder Cattle Report

Source: Dept. of Agriculture - Market News Service

Eastern Canadian Direct Cattle Report (ALGONQUIN/ADCO)

Source: Dept. of Agriculture - Market News Service

Ontario Direct Feeder Cattle Report

Source: Dept. of Agriculture - Market News Service

Quebec Direct Feeder Cattle Report

Source: Dept. of Agriculture - Market News Service

Northeast Direct Feeder Cattle Report (ALGONQUIN/ADCO)

Source: Dept. of Agriculture - Market News Service

Southeast Direct Feeder Cattle Report (LUCASVILLE)

Source: Dept. of Agriculture - Market News Service

Midwest Direct Feeder Cattle Report

Source: Dept. of Agriculture - Market News Service

Western Direct Feeder Cattle Report

Source: Dept. of Agriculture - Market News Service

Contents

Video Auction Report *What's going on at auctions today?*

- Alabama
- California
- Colorado
- Iowa
- Kansas
- Missouri
- Nebraska
- New Mexico
- Oklahoma
- Oregon
- South Dakota
- Texas
- WDVM Columbia Basin
- Wyoming

Contents

Although all information in this report is believed to be accurate and reliable, it is not guaranteed. This Cattle Range Conditions Monitor is produced by the Agriculture Market Intelligence Team, Agriculture Business Development Branch, Agriculture Food and Rural Development, Alberta.
Contact Information: Agriculture Market Intelligence Team, Agriculture Business Development Branch, Agriculture Food and Rural Development, Alberta, Phone: 780-427-4088, Fax: 780-422-0102, Email: Agriculture.Markets@gov.ab.ca