The Cattle Range

www.cattlerange.com

Weekly Market Summary

For the week ending November 21, 2020

Go to the Thanksgiving Holiday, last week's summary will be published on Monday, November 23th.

Feeder Steer weekly avg. wtd. avg. or equivalent of cattle sold under Feeder Steer Grading Rules**** Heifers and Cows are not represented in this chart.

Cattle/Beef Market Strength Indexes

Indexes have the latest value for the past 5 or 6 days. Each value is the weighted average of the previous 30 days. Indexes are a tool to measure the strength of the market.

Click here to subscribe to the Cattle Range Weekly Market Summary

Fed Cattle is the Southern Plains Weekly Direct Fed Cattle Price as of 11/20 with Northern Plains bulls 12-20% of the mix. Fed Cattle Dressed Beef Cutout is the Choice Cutout minus the Select Cutout as of 11/20. Feeder Cattle is the daily closest weighs averaged for 90 lbs. this week, compared to 90 lbs. last week and 90 lbs. a year ago.

Corn is the CBOT Weekly Avg. Cash Price, **Soy Meal** is the CBOT Weekly Avg. Cash Price, **Soybeans** is the CBOT Weekly Avg. Cash Price, **Wheat** is the CBOT Weekly Avg. Cash Price.

Feeder Steers: This national average price for feeder steers was 344.41, 5.54 lower with trade mostly 1-20 lower. Feeder Cattle Futures for Feeder Steers traded lower. Feeder Cattle Futures for Feeder Steers closed 1.00 lower for the week of the nearby November contract.

Stocker Steers: This national average price for stocker steers was 427.38, 2.13 lower with trade mostly 1-25 higher in 6-10 weight steers.

Slaughter Cattle: Live Cattle Futures closed 2.00 lower for the week. Live Cattle Futures closed 2.00 lower for the week of the nearby December contract.

Feeder Cattle: Feeder Cattle Futures closed 1.00 lower for the week. Feeder Cattle Futures closed 1.00 lower for the week of the nearby November contract.

Boxed Beef Cutout: The Choice cutout was 0.75 higher at 221.48 and the Select cutout was 3.75 higher at 211.48. The Choice/Select spread was 10.00 with the Choice 10.00 higher.

Fed Cattle: Live Cattle Futures closed 2.00 lower for the week.

Feeder Cattle: Trade was mostly 1-20 lower.

Total net meat production under Federal inspection unavailable again this week due to the government shutdown. Production information is not available.

Corn closed the week at 3.77/bu, 0.08 lower.

Recent Listings of Cattle for Sale on The Cattle Range: (To Head or More – Or Head or Less

Contents:

- Weekly Market Overview
- Sources & Feeder Cattle Weekly Receipts
- Feeder & Stocker Steer Prices
- 5 Year Moving Avg., Stocker, Feeder, & Fed Steers
- Regional Auction Markets
- Direct Sales of Feeder & Stocker Cattle for Sale
- Weekly Feeder Cattle Futures Market Data
- Monthly Feeder Cattle Weekly Import Summary
- Chart of the Week
- Price of the Week
- "Division Are Bad" Weekly Analysis
- November Cattle on Feed Report
- Fed Cattle
- Feedyard Closeouts, Profit/Loss
- Feeder Steers/Corn Correlation
- Feedyard Profits
- Canadian Fed Cattle
- Boxed Beef Cutouts
- USDA National Retail Beef Report
- U.S. Weekly Meat Production Under Federal Inspection
- Boxed/Beef Cutout Correlations, Cattle & Corn
- U.S. Dollar, U.Britain Chain
- Stocker Weekly & Quarterly Analysis
- Weather Outlook & Drought Conditions
- Cattle Slaughter Weights
- Nebraska Auction Receipts
- Gross Sales of Feeder & Stocker Cattle
- Weekly Imp Reports

Links to the articles below are included because we found them to be of interest that contain data and commentary within the above of The Cattle Range.

- Cattle-on-Feed Placements Slow in October
- Cattle-on-Feed Slaughter Rebounds from Thanksgiving Week to Up 2%
- U.S. Increases Cattle Imports as Mexican Herd Is Grilled in Anti-Trump Protests
- Kansas Cattle Slaughter Dwindles
- Lumpy Skin Disease, A Prevalent Trying Long Suspect in Korea Arrives!
- September Cattle Report shows 12,000 less heifers, 8,000 less steers, 8,000 less calves
- Fake Declaring Trump Lost Ad on Immigration Hits Whatsapping Companies
- 10th consecutive week of Cattle Imports down year-to-date/YTD
- Single-U.S. Dairy Herd signals some Relief for Beef Shortage
- Potential Impacts of the Mexican Border Reopening

Contents

Contents

National Feeder & Stocker Cattle Sale Receipts
Data retrieved by USDA AMS on Monday, 11/21/20 for week ending Sunday, 11/15/20

Weekly Feeder & Stocker Cattle Receipts

	Week Ending	11/14/2020	Last Week	1 Year Ago	5 Year Ago	5 Year Avg.	% Diff.
Weekly Total		311,000	297,000	320,000	350,000	330,000	-6.06%
Year-to-Date		12,000,000	11,689,000	12,800,000	13,900,000	13,000,000	-7.69%
Cattle Count		11,000	10,900	9,500	11,000	10,000	10.00%

Contents

Feeder Steers

Wk. Ending	11/14/20	Last Week	1 Month Ago	1 Year Ago	5 Year Ago	5 Year Avg.	10 Year Avg.
Medium & Large #1	344.41	349.95	349.95	345.00	374.00	374.00	374.00
Medium	344.41	349.95	349.95	345.00	374.00	374.00	374.00
Large #1	344.41	349.95	349.95	345.00	374.00	374.00	374.00
Medium & Large #2	344.41	349.95	349.95	345.00	374.00	374.00	374.00
Medium	344.41	349.95	349.95	345.00	374.00	374.00	374.00
Large #2	344.41	349.95	349.95	345.00	374.00	374.00	374.00
North Central Avg.	**351.78**	**355.38**	**369.11**	**353.57**	**377.74**	**377.74**	
Medium	351.78	355.38	369.11	353.57	377.74	377.74	
Large	351.78	355.38	369.11	353.57	377.74	377.74	
Southeast Avg.	**339.04**	**343.04**	**343.04**	**337.04**	**370.04**	**370.04**	
Medium	339.04	343.04	343.04	337.04	370.04	370.04	
Large	339.04	343.04	343.04	337.04	370.04	370.04	
South Central Avg.	**376.71**	**378.21**	**379.83**	**371.33**	**398.33**	**398.33**	
Medium	376.71	378.21	379.83	371.33	398.33	398.33	
Large	376.71	378.21	379.83	371.33	398.33	398.33	
Southwest Avg.	**375.00**	**375.00**	**375.00**	**375.00**	**375.00**	**375.00**	
Medium	375.00	375.00	375.00	375.00	375.00	375.00	
Large	375.00	375.00	375.00	375.00	375.00	375.00	
Overall Average	**348.43**	**348.28**	**373.08**	**356.08**	**378.41**	**378.41**	
This Week	**Last Week**	**Last Month**	**Last Year**	**5 Year Ago**	**5 Year Avg.**	**10 Year Avg.**	

Stocker Steers

Wk. Ending	11/14/20	Last Week	1 Month Ago	1 Year Ago	5 Year Ago	5 Year Avg.	10 Year Avg.
Medium & Large #1	427.38	429.51	429.51	424.00	454.00	454.00	454.00
Medium	427.38	429.51	429.51	424.00	454.00	454.00	454.00
Large #1	427.38	429.51	429.51	424.00	454.00	454.00	454.00
Medium & Large #2	427.38	429.51	429.51	424.00	454.00	454.00	454.00
Medium	427.38	429.51	429.51	424.00	454.00	454.00	454.00
Large #2	427.38	429.51	429.51	424.00	454.00	454.00	454.00
North Central Avg.	**436.56**	**441.35**	**421.35**	**414.78**	**439.78**	**439.78**	
Medium	436.56	441.35	421.35	414.78	439.78	439.78	
Large	436.56	441.35	421.35	414.78	439.78	439.78	
Southeast Avg.	**424.00**	**424.00**	**424.00**	**424.00**	**424.00**	**424.00**	
Medium	424.00	424.00	424.00	424.00	424.00	424.00	
Large	424.00	424.00	424.00	424.00	424.00	424.00	
South Central Avg.	**476.00**	**476.00**	**454.00**	**454.00**	**476.00**	**476.00**	
Medium	476.00	476.00	454.00	454.00	476.00	476.00	
Large	476.00	476.00	454.00	454.00	476.00	476.00	
Southwest Avg.	**475.00**	**475.00**	**475.00**	**475.00**	**475.00**	**475.00**	
Medium	475.00	475.00	475.00	475.00	475.00	475.00	
Large	475.00	475.00	475.00	475.00	475.00	475.00	
Overall Average	**447.38**	**449.51**	**429.51**	**424.00**	**454.00**	**454.00**	
This Week	**Last Week**	**Last Month**	**Last Year**	**5 Year Ago**	**5 Year Avg.**	**10 Year Avg.**	

Contents

Steer, Heifer & Fed Steers Moving Average
Week Ending Sunday November 21, 2020

Contents

Cattle Futures: Charts of Commitment of Traders

Contents

Mexican Feeder Cattle Weekly Import Summary

Due to the New Month ceremonies, the border is closed for livestock imports until further notice.

Imports of Mexican feeder cattle for the week ending November 14th, 2020 were 0 head.

Imports of Mexican feeder cattle year-to-date (YTD) are 1,000,000 head, down 1,000,000 head, or a new trend-seasonally.

Mexican Feeder Cattle Weekly Import Summary
Week Ending November 14, 2020
Week Ending November 14, 2019
Week Ending November 16, 2018
Week Ending November 17, 2017
Week Ending November 18, 2016
Week Ending November 20, 2015
Week Ending November 21, 2014
Week Ending November 22, 2013
Week Ending November 23, 2012
Week Ending November 25, 2011
Week Ending November 26, 2010
Week Ending November 27, 2009
Week Ending November 28, 2008
Week Ending November 29, 2007
Week Ending November 30, 2006
Week Ending November 1, 2005
Week Ending November 2, 2004
Week Ending November 3, 2003
Week Ending November 4, 2002
Week Ending November 5, 2001
Week Ending November 6, 2000
Week Ending November 8, 1999
Week Ending November 9, 1998
Week Ending November 10, 1997
Week Ending November 11, 1996
Week Ending November 13, 1995
Week Ending November 14, 1994
Week Ending November 15, 1993
Week Ending November 16, 1992
Week Ending November 18, 1991
Week Ending November 19, 1990
Week Ending November 20, 1989
Week Ending November 21, 1988
Week Ending November 23, 1987
Week Ending November 24, 1986
Week Ending November 25, 1985
Week Ending November 26, 1984
Week Ending November 28, 1983
Week Ending November 29, 1982
Week Ending November 30, 1981
Week Ending November 1, 1980
Week Ending November 2, 1979
Week Ending November 3, 1978
Week Ending November 4, 1977
Week Ending November 5, 1976
Week Ending November 7, 1975
Week Ending November 8, 1974
Week Ending November 9, 1973
Week Ending November 10, 1972
Week Ending November 12, 1971
Week Ending November 13, 1970
Week Ending November 14, 1969
Week Ending November 15, 1968
Week Ending November 16, 1967
Week Ending November 17, 1966
Week Ending November 19, 1965
Week Ending November 20, 1964
Week Ending November 21, 1963
Week Ending November 22, 1962
Week Ending November 23, 1961
Week Ending November 24, 1960
Week Ending November 26, 1959
Week Ending November 27, 1958
Week Ending November 28, 1957
Week Ending November 29, 1956
Week Ending November 30, 1955
Week Ending November 1, 1954
Week Ending November 2, 1953
Week Ending November 3, 1952
Week Ending November 4, 1951
Week Ending November 5, 1950
Week Ending November 6, 1949
Week Ending November 7, 1948
Week Ending November 8, 1947
Week Ending November 9, 1946
Week Ending November 10, 1945
Week Ending November 11, 1944
Week Ending November 12, 1943
Week Ending November 13, 1942
Week Ending November 14, 1941
Week Ending November 15, 1940
Week Ending November 16, 1939
Week Ending November 17, 1938
Week Ending November 18, 1937
Week Ending November 19, 1936
Week Ending November 20, 1935
Week Ending November 21, 1934
Week Ending November 22, 1933
Week Ending November 23, 1932
Week Ending November 24, 1931
Week Ending November 25, 1930
Week Ending November 26, 1929
Week Ending November 27, 1928
Week Ending November 28, 1927
Week Ending November 29, 1926
Week Ending November 30, 1925
Week Ending November 1, 1924
Week Ending November 2, 1923
Week Ending November 3, 1922
Week Ending November 4, 1921
Week Ending November 5, 1920
Week Ending November 6, 1919
Week Ending November 7, 1918
Week Ending November 8, 1917
Week Ending November 9, 1916
Week Ending November 10, 1915
Week Ending November 11, 1914
Week Ending November 12, 1913
Week Ending November 13, 1912
Week Ending November 14, 1911
Week Ending November 15, 1910
Week Ending November 16, 1909
Week Ending November 17, 1908
Week Ending November 18, 1907
Week Ending November 19, 1906
Week Ending November 20, 1905
Week Ending November 21, 1904
Week Ending November 22, 1903
Week Ending November 23, 1902
Week Ending November 24, 1901
Week Ending November 25, 1900
Week Ending November 26, 1899
Week Ending November 27, 1898
Week Ending November 28, 1897
Week Ending November 29, 1896
Week Ending November 30, 1895
Week Ending November 1, 1894
Week Ending November 2, 1893
Week Ending November 3, 1892
Week Ending November 4, 1891
Week Ending November 5, 1890
Week Ending November 6, 1889
Week Ending November 7, 1888
Week Ending November 8, 1887
Week Ending November 9, 1886
Week Ending November 10, 1885
Week Ending November 11, 1884
Week Ending November 12, 1883
Week Ending November 13, 1882
Week Ending November 14, 1881
Week Ending November 15, 1880
Week Ending November 16, 1879
Week Ending November 17, 1878
Week Ending November 18, 1877
Week Ending November 19, 1876
Week Ending November 20, 1875
Week Ending November 21, 1874
Week Ending November 22, 1873
Week Ending November 23, 1872
Week Ending November 24, 1871
Week Ending November 25, 1870
Week Ending November 26, 1869
Week Ending November 27, 1868
Week Ending November 28, 1867
Week Ending November 29, 1866
Week Ending November 30, 1865
Week Ending November 1, 1864
Week Ending November 2, 1863
Week Ending November 3, 1862
Week Ending November 4, 1861
Week Ending November 5, 1860
Week Ending November 6, 1859
Week Ending November 7, 1858
Week Ending November 8, 1857
Week Ending November 9, 1856
Week Ending November 10, 1855
Week Ending November 11, 1854
Week Ending November 12, 1853
Week Ending November 13, 1852
Week Ending November 14, 1851
Week Ending November 15, 1850
Week Ending November 16, 1849
Week Ending November 17, 1848
Week Ending November 18, 1847
Week Ending November 19, 1846
Week Ending November 20, 1845
Week Ending November 21, 1844
Week Ending November 22, 1843
Week Ending November 23, 1842
Week Ending November 24, 1841
Week Ending November 25, 1840
Week Ending November 26, 1839
Week Ending November 27, 1838
Week Ending November 28, 1837
Week Ending November 29, 1836
Week Ending November 30, 1835
Week Ending November 1, 1834
Week Ending November 2, 1833
Week Ending November 3, 1832
Week Ending November 4, 1831
Week Ending November 5, 1830
Week Ending November 6, 1829
Week Ending November 7, 1828
Week Ending November 8, 1827
Week Ending November 9, 1826
Week Ending November 10, 1825
Week Ending November 11, 1824
Week Ending November 12, 1823
Week Ending November 13, 1822
Week Ending November 14, 1821
Week Ending November 15, 1820
Week Ending November 16, 1819
Week Ending November 17, 1818
Week Ending November 18, 1817
Week Ending November 19, 1816
Week Ending November 20, 1815
Week Ending November 21, 1814
Week Ending November 22, 1813
Week Ending November 23, 1812
Week Ending November 24, 1811
Week Ending November 25, 1810
Week Ending November 26, 1809
Week Ending November 27, 1808
Week Ending November 28, 1807
Week Ending November 29, 1806
Week Ending November 30, 1805
Week Ending November 1, 1804
Week Ending November 2, 1803
Week Ending November 3, 1802
Week Ending November 4, 1801
Week Ending November 5, 1800
Week Ending November 6, 1799
Week Ending November 7, 1798
Week Ending November 8, 1797
Week Ending November 9, 1796
Week Ending November 10, 1795
Week Ending November 11, 1794
Week Ending November 12, 1793
Week Ending November 13, 1792
Week Ending November 14, 1791
Week Ending November 15, 1790
Week Ending November 16, 1789
Week Ending November 17, 1788
Week Ending November 18, 1787
Week Ending November 19, 1786
Week Ending November 20, 1785
Week Ending November 21, 1784
Week Ending November 22, 1783
Week Ending November 23, 1782
Week Ending November 24, 1781
Week Ending November 25, 1780
Week Ending November 26, 1779
Week Ending November 27, 1778
Week Ending November 28, 1777
Week Ending November 29, 1776
Week Ending November 30, 1775
Week Ending November 1, 1774
Week Ending November 2, 1773
Week Ending November 3, 1772
Week Ending November 4, 1771
Week Ending November 5, 1770
Week Ending November 6, 1769
Week Ending November 7, 1768
Week Ending November 8, 1767
Week Ending November 9, 1766
Week Ending November 10, 1765
Week Ending November 11, 1764
Week Ending November 12, 1763
Week Ending November 13, 1762
Week Ending November 14, 1761
Week Ending November 15, 1760
Week Ending November 16, 1759
Week Ending November 17, 1758
Week Ending November 18, 1757
Week Ending November 19, 1756
Week Ending November 20, 1755
Week Ending November 21, 1754
Week Ending November 22, 1753
Week Ending November 23, 1752
Week Ending November 24, 1751
Week Ending November 25, 1750
Week Ending November 26, 1749
Week Ending November 27, 1748
Week Ending November 28, 1747
Week Ending November 29, 1746
Week Ending November 30, 1745
Week Ending November 1, 1744
Week Ending November 2, 1743
Week Ending November 3, 1742
Week Ending November 4, 1741
Week Ending November 5, 1740
Week Ending November 6, 1739
Week Ending November 7, 1738
Week Ending November 8, 1737
Week Ending November 9, 1736
Week Ending November 10, 1735
Week Ending November 11, 1734
Week Ending November 12, 1733
Week Ending November 13, 1732
Week Ending November 14, 1731
Week Ending November 15, 1730
Week Ending November 16, 1729
Week Ending November 17, 1728
Week Ending November 18, 1727
Week Ending November 19, 1726
Week Ending November 20, 1725
Week Ending November 21, 1724
Week Ending November 22, 1723
Week Ending November 23, 1722
Week Ending November 24, 1721
Week Ending November 25, 1720
Week Ending November 26, 1719
Week Ending November 27, 1718
Week Ending November 28, 1717
Week Ending November 29, 1716
Week Ending November 30, 1715
Week Ending November 1, 1714
Week Ending November 2, 1713
Week Ending November 3, 1712
Week Ending November 4, 1711
Week Ending November 5, 1710
Week Ending November 6, 1709
Week Ending November 7, 1708
Week Ending November 8, 1707
Week Ending November 9, 1706
Week Ending November 10, 1705
Week Ending November 11, 1704
Week Ending November 12, 1703
Week Ending November 13, 1702
Week Ending November 14, 1701
Week Ending November 15, 1700
Week Ending November 16, 1699
Week Ending November 17, 1698
Week Ending November 18, 1697
Week Ending November 19, 1696
Week Ending November 20, 1695
Week Ending November 21, 1694
Week Ending November 22, 1693
Week Ending November 23, 1692
Week Ending November 24, 1691
Week Ending November 25, 1690
Week Ending November 26, 1689
Week Ending November 27, 1688
Week Ending November 28, 1687
Week Ending November 29, 1686
Week Ending November 30, 1685
Week Ending November 1, 1684
Week Ending November 2, 1683
Week Ending November 3, 1682
Week Ending November 4, 1681
Week Ending November 5, 1680
Week Ending November 6, 1679
Week Ending November 7, 1678
Week Ending November 8, 1677
Week Ending November 9, 1676
Week Ending November 10, 1675
Week Ending November 11, 1674
Week Ending November 12, 1673
Week Ending November 13, 1672
Week Ending November 14, 1671
Week Ending November 15, 1670
Week Ending November 16, 1669
Week Ending November 17, 1668
Week Ending November 18, 1667
Week Ending November 19, 1666
Week Ending November 20, 1665
Week Ending November 21, 1664
Week Ending November 22, 1663
Week Ending November 23, 1662
Week Ending November 24, 1661
Week Ending November 25, 1660
Week Ending November 26, 1659
Week Ending November 27, 1658
Week Ending November 28, 1657
Week Ending November 29, 1656
Week Ending November 30, 1655
Week Ending November 1, 1654
Week Ending November 2, 1653
Week Ending November 3, 1652
Week Ending November 4, 1651
Week Ending November 5, 1650
Week Ending November 6, 1649
Week Ending November 7, 1648
Week Ending November 8, 1647
Week Ending November 9, 1646
Week Ending November 10, 1645
Week Ending November 11, 1644
Week Ending November 12, 1643
Week Ending November 13, 1642
Week Ending November 14, 1641
Week Ending November 15, 1640
Week Ending November 16, 1639
Week Ending November 17, 1638
Week Ending November 18, 1637
Week Ending November 19, 1636
Week Ending November 20, 1635
Week Ending November 21, 1634
Week Ending November 22, 1633
Week Ending November 23, 1632
Week Ending November 24, 1631
Week Ending November 25, 1630
Week Ending November 26, 1629
Week Ending November 27, 1628
Week Ending November 28, 1627
Week Ending November 29, 1626
Week Ending November 30, 1625
Week Ending November 1, 1624
Week Ending November 2, 1623
Week Ending November 3, 1622
Week Ending November 4, 1621
Week Ending November 5, 1620
Week Ending November 6, 1619
Week Ending November 7, 1618
Week Ending November 8, 1617
Week Ending November 9, 1616
Week Ending November 10, 1615
Week Ending November 11, 1614
Week Ending November 12, 1613
Week Ending November 13, 1612
Week Ending November 14, 1611
Week Ending November 15, 1610
Week Ending November 16, 1609
Week Ending November 17, 1608
Week Ending November 18, 1607
Week Ending November 19, 1606
Week Ending November 20, 1605
Week Ending November 21, 1604
Week Ending November 22, 1603
Week Ending November 23, 1602
Week Ending November 24, 1601
Week Ending November 25, 1600
Week Ending November 26, 1599
Week Ending November 27, 1598
Week Ending November 28, 1597
Week Ending November 29, 1596
Week Ending November 30, 1595
Week Ending November 1, 1594
Week Ending November 2, 1593
Week Ending November 3, 1592
Week Ending November 4, 1591
Week Ending November 5, 1590
Week Ending November 6, 1589
Week Ending November 7, 1588
Week Ending November 8, 1587
Week Ending November 9, 1586
Week Ending November 10, 1585
Week Ending November 11, 1584
Week Ending November 12, 1583
Week Ending November 13, 1582
Week Ending November 14, 1581
Week Ending November 15, 1580
Week Ending November 16, 1579
Week Ending November 17, 1578
Week Ending November 18, 1577
Week Ending November 19, 1576
Week Ending November 20, 1575
Week Ending November 21, 1574
Week Ending November 22, 1573
Week Ending November 23, 1572
Week Ending November 24, 1571
Week Ending November 25, 1570
Week Ending November 26, 1569
Week Ending November 27, 1568
Week Ending November 28, 1567
Week Ending November 29, 1566
Week Ending November 30, 1565
Week Ending November 1, 1564
Week Ending November 2, 1563
Week Ending November 3, 1562
Week Ending November 4, 1561
Week Ending November 5, 1560
Week Ending November 6, 1559
Week Ending November 7, 1558
Week Ending November 8, 1557
Week Ending November 9, 1556
Week Ending November 10, 1555
Week Ending November 11, 1554
Week Ending November 12, 1553
Week Ending November 13, 1552
Week Ending November 14, 1551
Week Ending November 15, 1550
Week Ending November 16, 1549
Week Ending November 17, 1548
Week Ending November 18, 1547
Week Ending November 19, 1546
Week Ending November 20, 1545
Week Ending November 21, 1544
Week Ending November 22, 1543
Week Ending November 23, 1542
Week Ending November 24, 1541
Week Ending November 25, 1540
Week Ending November 26, 1539
Week Ending November 27, 1538
Week Ending November 28, 1537
Week Ending November 29, 1536
Week Ending November 30, 1535
Week Ending November 1, 1534
Week Ending November 2, 1533
Week Ending November 3, 1532
Week Ending November 4, 1531
Week Ending November 5, 1530
Week Ending November 6, 1529
Week Ending November 7, 1528
Week Ending November 8, 1527
Week Ending November 9, 1526
Week Ending November 10, 1525
Week Ending November 11, 1524
Week Ending November 12, 1523
Week Ending November 13, 1522
Week Ending November 14, 1521
Week Ending November 15, 1520
Week Ending November 16, 1519
Week Ending November 17, 1518
Week Ending November 18, 1517
Week Ending November 19, 1516
Week Ending November 20, 1515
Week Ending November 21, 1514
Week Ending November 22, 1513
Week Ending November 23, 1512
Week Ending November 24, 1511
Week Ending November 25, 1510
Week Ending November 26, 1509
Week Ending November 27, 1508
Week Ending November 28, 1507
Week Ending November 29, 1506
Week Ending November 30, 1505
Week Ending November 1, 1504
Week Ending November 2, 1503
Week Ending November 3, 1502
Week Ending November 4, 1501
Week Ending November 5, 1500
Week Ending November 6, 1499
Week Ending November 7, 1498
Week Ending November 8, 1497
Week Ending November 9, 1496
Week Ending November 10, 1495
Week Ending November 11, 1494
Week Ending November 12, 1493
Week Ending November 13, 1492
Week Ending November 14, 1491
Week Ending November 15, 1490
Week Ending November 16, 1489
Week Ending November 17, 1488
Week Ending November 18, 1487
Week Ending November 19, 1486
Week Ending November 20, 1485
Week Ending November 21, 1484
Week Ending November 22, 1483
Week Ending November 23, 1482
Week Ending November 24, 1481
Week Ending November 25, 1480
Week Ending November 26, 1479
Week Ending November 27, 1478
Week Ending November 28, 1477
Week Ending November 29, 1476
Week Ending November 30, 1475
Week Ending November 1, 1474
Week Ending November 2, 1473
Week Ending November 3, 1472
Week Ending November 4, 1471
Week Ending November 5, 1470
Week Ending November 6, 1469
Week Ending November 7, 1468
Week Ending November 8, 1467
Week Ending November 9, 1466
Week Ending November 10, 1465
Week Ending November 11, 1464
Week Ending November 12, 1463
Week Ending November 13, 1462
Week Ending November 14, 1461
Week Ending November 15, 1460
Week Ending November 16, 1459
Week Ending November 17, 1458
Week Ending November 18, 1457
Week Ending November 19, 1456
Week Ending November 20, 1455
Week Ending November 21, 1454
Week Ending November 22, 1453
Week Ending November 23, 1452
Week Ending November 24, 1451
Week Ending November 25, 1450
Week Ending November 26, 1449
Week Ending November 27, 1448
Week Ending November 28, 1447
Week Ending November 29, 1446
Week Ending November 30, 1445
Week Ending November 1, 1444
Week Ending November 2, 1443
Week Ending November 3, 1442
Week Ending November 4, 1441
Week Ending November 5, 1440
Week Ending November 6, 1439
Week Ending November 7, 1438
Week Ending November 8, 1437
Week Ending November 9, 1436
Week Ending November 10, 1435
Week Ending November 11, 1434
Week Ending November 12, 1433
Week Ending November 13, 1432
Week Ending November 14, 1431
Week Ending November 15, 1430
Week Ending November 16, 1429
Week Ending November 17, 1428
Week Ending November 18, 1427
Week Ending November 19, 1426
Week Ending November 20, 1425
Week Ending November 21, 1424
Week Ending November 22, 1423
Week Ending November 23, 1422
Week Ending November 24, 1421
Week Ending November 25, 1420
Week Ending November 26, 1419
Week Ending November 27, 1418
Week Ending November 28, 1417
Week Ending November 29, 1416
Week Ending November 30, 1415
Week Ending November 1, 1414
Week Ending November 2, 1413
Week Ending November 3, 1412
Week Ending November 4, 1411
Week Ending November 5, 1410
Week Ending November 6, 1409
Week Ending November 7, 1408
Week Ending November 8, 1407
Week Ending November 9, 1406
Week Ending November 10, 1405
Week Ending November 11, 1404
Week Ending November 12, 1403
Week Ending November 13, 1402
Week Ending November 14, 1401
Week Ending November 15, 1400
Week Ending November 16, 1399
Week Ending November 17, 1398
Week Ending November 18, 1397
Week Ending November 19, 1396
Week Ending November 20, 1395
Week Ending November 21, 1394
Week Ending November 22, 1393
Week Ending November 23, 1392
Week Ending November 24, 1391
Week Ending November 25, 1390
Week Ending November 26, 1389
Week Ending November 27, 1388
Week Ending November 28, 1387
Week Ending November 29, 1386
Week Ending November 30, 1385
Week Ending November 1, 1384
Week Ending November 2, 1383
Week Ending November 3, 1382
Week Ending November 4, 1381
Week Ending November 5, 1380
Week Ending November 6, 1379
Week Ending November 7, 1378
Week Ending November 8, 1377
Week Ending November 9, 1376
Week Ending November 10, 1375
Week Ending November 11, 1374
Week Ending November 12, 1373
Week Ending November 13, 1372
Week Ending November 14, 1371
Week Ending November 15, 1370
Week Ending November 16, 1369
Week Ending November 17, 1368
Week Ending November 18, 1367
Week Ending November 19, 1366
Week Ending November 20, 1365
Week Ending November 21, 1364
Week Ending November 22, 1363
Week Ending November 23, 1362
Week Ending November 24, 1361
Week Ending November 25, 1360
Week Ending November 26, 1359
Week Ending November 27, 1358
Week Ending November 28, 1357
Week Ending November 29, 1356
Week Ending November 30, 1355
Week Ending November 1, 1354
Week Ending November 2, 1353
Week Ending November 3, 1352
Week Ending November 4, 1351
Week Ending November 5, 1350
Week Ending November 6, 1349
Week Ending November 7, 1348
Week Ending November 8, 1347
Week Ending November 9, 1346
Week Ending November 10, 1345
Week Ending November 11, 1344
Week Ending November 12, 1343
Week Ending November 13, 1342
Week Ending November 14, 1341
Week Ending November 15, 1340
Week Ending November 16, 1339
Week Ending November 17, 1338
Week Ending November 18, 1337
Week Ending November 19, 1336
Week Ending November 20, 1335
Week Ending November 21, 1334
Week Ending November 22, 1333
Week Ending November 23, 1332
Week Ending November 24, 1331
Week Ending November 25, 1330
Week Ending November 26, 1329
Week Ending November 27, 1328
Week Ending November 28, 1327
Week Ending November 29, 1326
Week Ending November 30, 1325
Week Ending November 1, 1324
Week Ending November 2, 1323
Week Ending November 3, 1322
Week Ending November 4, 1321
Week Ending November 5, 1320
Week Ending November 6, 1319
Week Ending November 7, 1318
Week Ending November 8, 1317
Week Ending November 9, 1316
Week Ending November 10, 1315
Week Ending November 11, 1314
Week Ending November 12, 1313
Week Ending November 13, 1312
Week Ending November 14, 1311
Week Ending November 15, 1310
Week Ending November 16, 1309
Week Ending November 17, 1308
Week Ending November 18, 1307
Week Ending November 19, 1306
Week Ending November 20, 1305
Week Ending November 21, 1304
Week Ending November 22, 1303
Week Ending November 23, 1302
Week Ending November 24, 1301
Week Ending November 25, 1300
Week Ending November 26, 1299
Week Ending November 27, 1298
Week Ending November 28, 1297
Week Ending November 29, 1296
Week Ending November 30, 1295
Week Ending November 1, 1294
Week Ending November 2, 1293
Week Ending November 3, 1292
Week Ending November 4, 1291
Week Ending November 5, 1290
Week Ending November 6, 1289
Week Ending November 7, 1288
Week Ending November 8, 1287
Week Ending November 9, 1286
Week Ending November 10, 1285
Week Ending November 11, 1284
Week Ending November 12, 1283
Week Ending November 13, 1282
Week Ending November 14, 1281
Week Ending November 15, 1280
Week Ending November 16, 1279
Week Ending November 17, 1278
Week Ending November 18, 1277
Week Ending November 19, 1276
Week Ending November 20, 1275
Week Ending November 21, 1274
Week Ending November 22, 1273
Week Ending November 23, 1272
Week Ending November 24, 1271
Week Ending November 25, 1270
Week Ending November 26, 1269
Week Ending November 27, 1268
Week Ending November 28, 1267
Week Ending November 29, 1266
Week Ending November 30, 1265
Week Ending November 1, 1264
Week Ending November 2, 1263
Week Ending November 3, 1262
Week Ending November 4, 1261
Week Ending November 5, 1260
Week Ending November 6, 1259
Week Ending November 7, 1258
Week Ending November 8, 1257
Week Ending November 9, 1256
Week Ending November 10, 1255
Week Ending November 11, 1254
Week Ending November 12, 1253
Week Ending November 13, 1252
Week Ending November 14, 1251
Week Ending November 15, 1250
Week Ending November 16, 1249
Week Ending November 17, 1248
Week Ending November 18, 1247
Week Ending November 19, 1246
Week Ending November 20, 1245
Week Ending November 21, 1244
Week Ending November 22, 1243
Week Ending November 23, 1242
Week Ending November 24, 1241
Week Ending November 25, 1240
Week Ending November 26, 1239
Week Ending November 27, 1238
Week Ending November 28, 1237
Week Ending November 29, 1236
Week Ending November 30, 1235
Week Ending November 1, 1234
Week Ending November 2, 1233
Week Ending November 3, 1232
Week Ending November 4, 1231
Week Ending November 5, 1230
Week Ending November 6, 1229
Week Ending November 7, 1228
Week Ending November 8, 1227
Week Ending November 9, 1226
Week Ending November 10, 1225
Week Ending November 11, 1224
Week Ending November 12, 1223
Week Ending November 13, 1222
Week Ending November 14, 1

Daily Formula Base Volume

Tue Nov 11	Wed Nov 12	Thu Nov 13	Fri Nov 14	Mon Nov 17
32,463	30,370	31,357	22,832	105,778

Purchasing Basis Volume

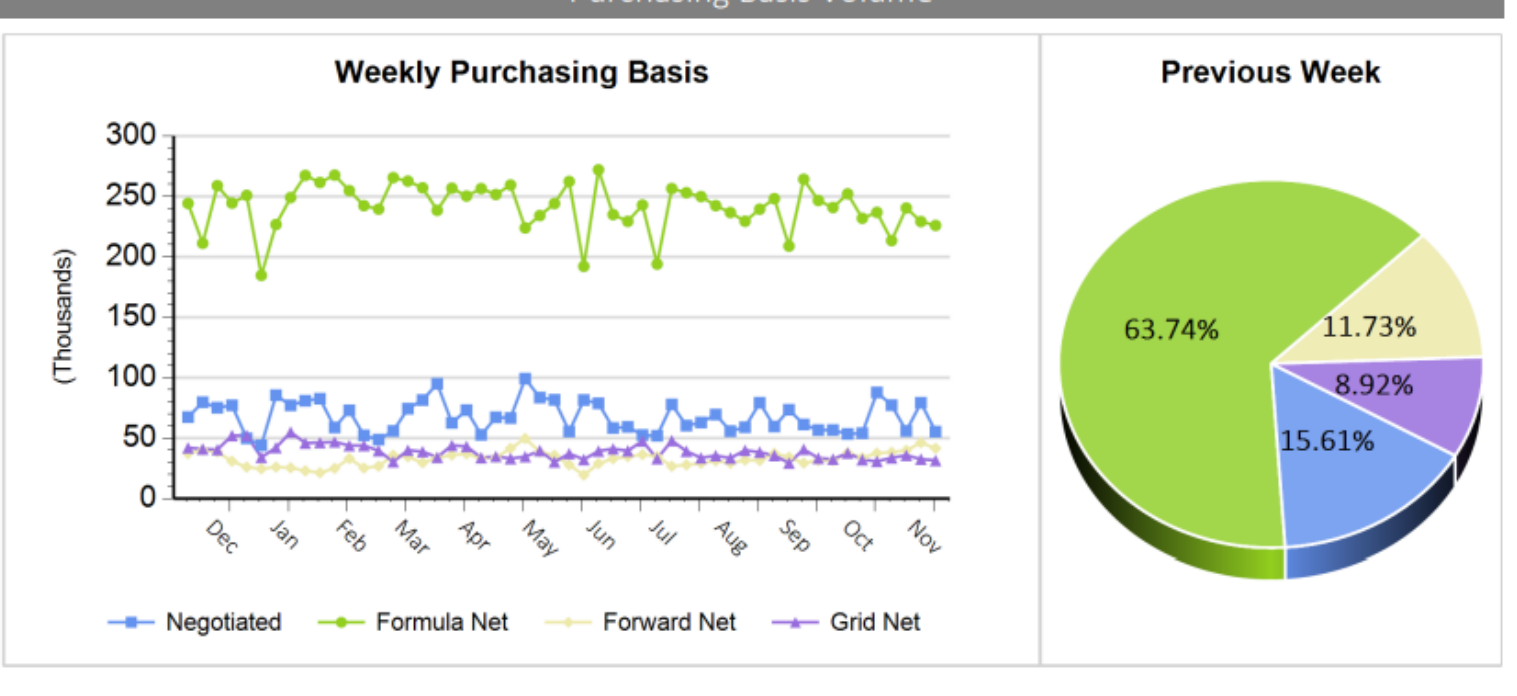

^ Contents

This week's Feedyard Closeouts...

Closeout projections are for cattle placed on feed by a cattle owner at a commercial feedyard and not for cattle owned by a vertically integrated company such as a beef processing company or a feedyard feeding cattle at cost. Cattle cost, cost of gain, and selling price will vary on a regional basis. Cost includes $15 per head for freight to feedyard.

Typical closeout for un-hedged steers sold this week:

- Placed On Feed 190 days ago = May 15, 2025
- Projected P/(L) based on the futures when placed on feed: **($84.36)**

***Cost** of 800 lb. steer @ $302.17 per cwt. + $15 freight:	$2,432.36
Feed Cost for 700 lbs. @ $1.07 per lb.	$749.00
Interest on cattle cost for 190 days:	$104.46
Interest on feed cost:	$16.08
Total Cost & Expense:	**$3,301.90**
****Sale proceeds:** 1,500 lb. steer @ **$217.57** per cwt:	**$3,263.55**
This week's Profit/(Loss) per head:	**($38.35)**
Profit/(Loss) per head for previous week:	$151.06
Change from previous week:	-$189.41
Sale price necessary to breakeven:	**$220.13**

**CME Feeder Cattle Index* ***USDA's Weekly Accumulated 5-Area Weighted Average*

Projected closeout for steers placed on feed this week:

- Projected Sale Date @ 190 days on feed = May 30, 2026

***Cost** of 800 lb. steer @ $341.16 per cwt. + $15 freight:	$2,744.28
Feed Cost for 700 lbs. @ $1.09 per lb.	$763.00
Interest on cattle cost for 190 days:	$114.28
Interest on feed cost:	$15.89
Total Cost & Expense:	**$3,637.45**
****Sale proceeds:** 1,500 lb. steer @ **$208.97** per cwt:	**$3,134.55**
This week's Profit/(Loss) per head:	**($502.90)**
Profit/(Loss) per head for previous week:	($462.72)
Change from previous week:	-$40.18
Sale price necessary to breakeven:	**$242.50**

**CME Feeder Cattle Index* ***June Live Cattle Futures Contract*

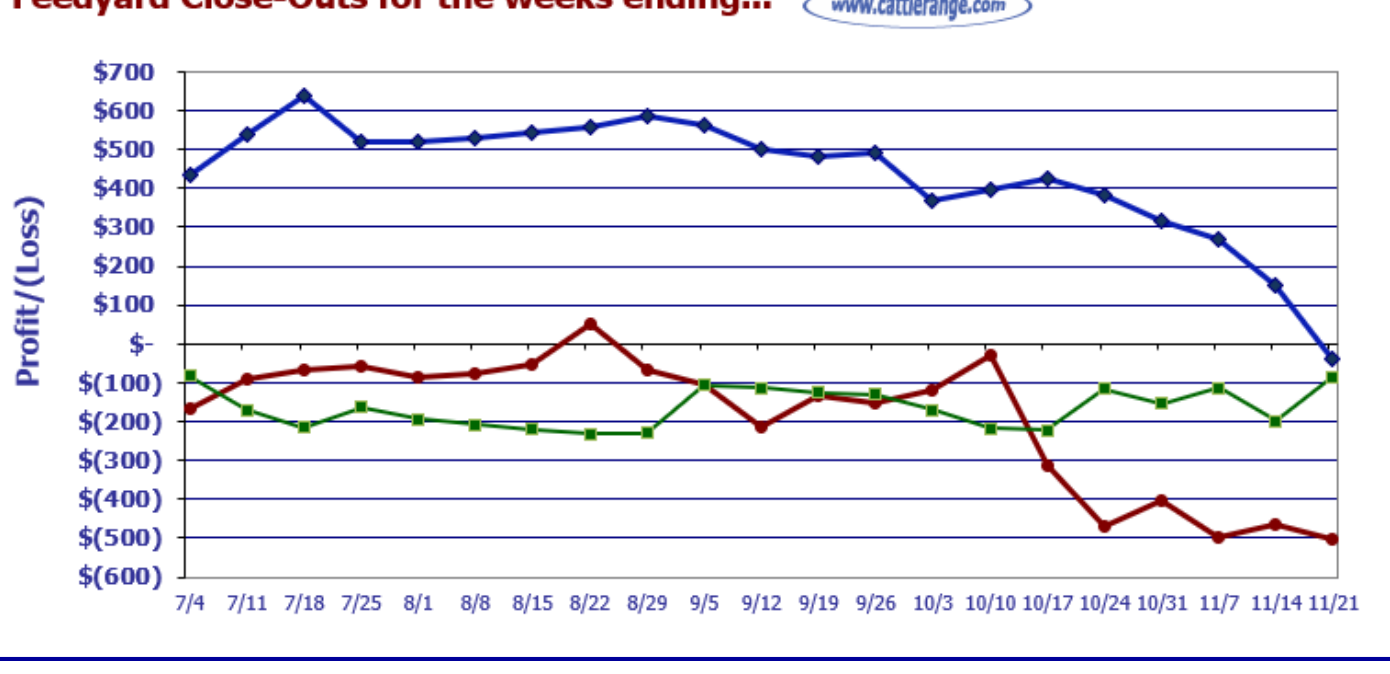

Closeout for un-hedged steers placed on-feed 200 days ago & sold this week:	**($38.35)**
Projection based on the futures when placed on-feed 200 days ago:	**($84.36)**
Projection based on the futures for steers placed on-feed this week:	**($505.90)**

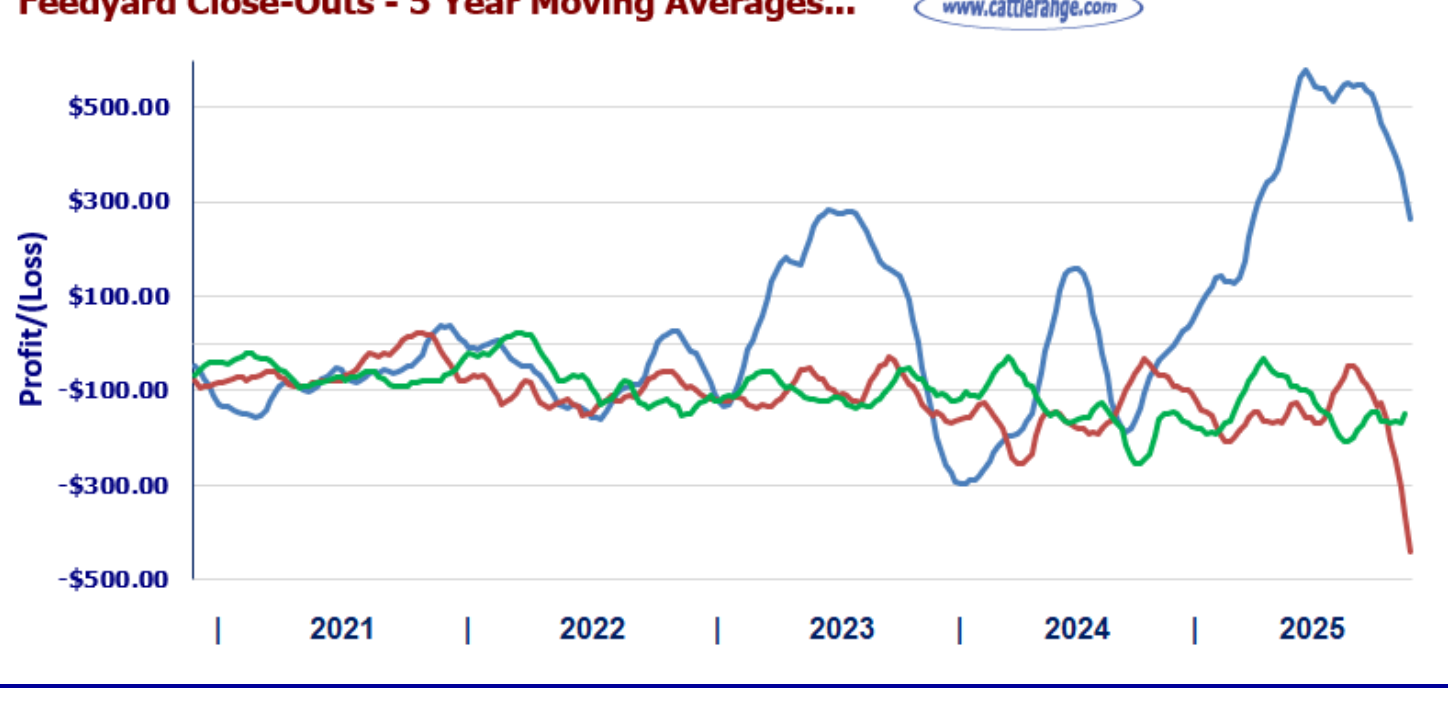

^ Contents

Feeder Steers/Corn Correlation: 5 Year Moving Average

Per cwt. price for feeder & slaughter steers compared to the cost of 25 bushels of corn.

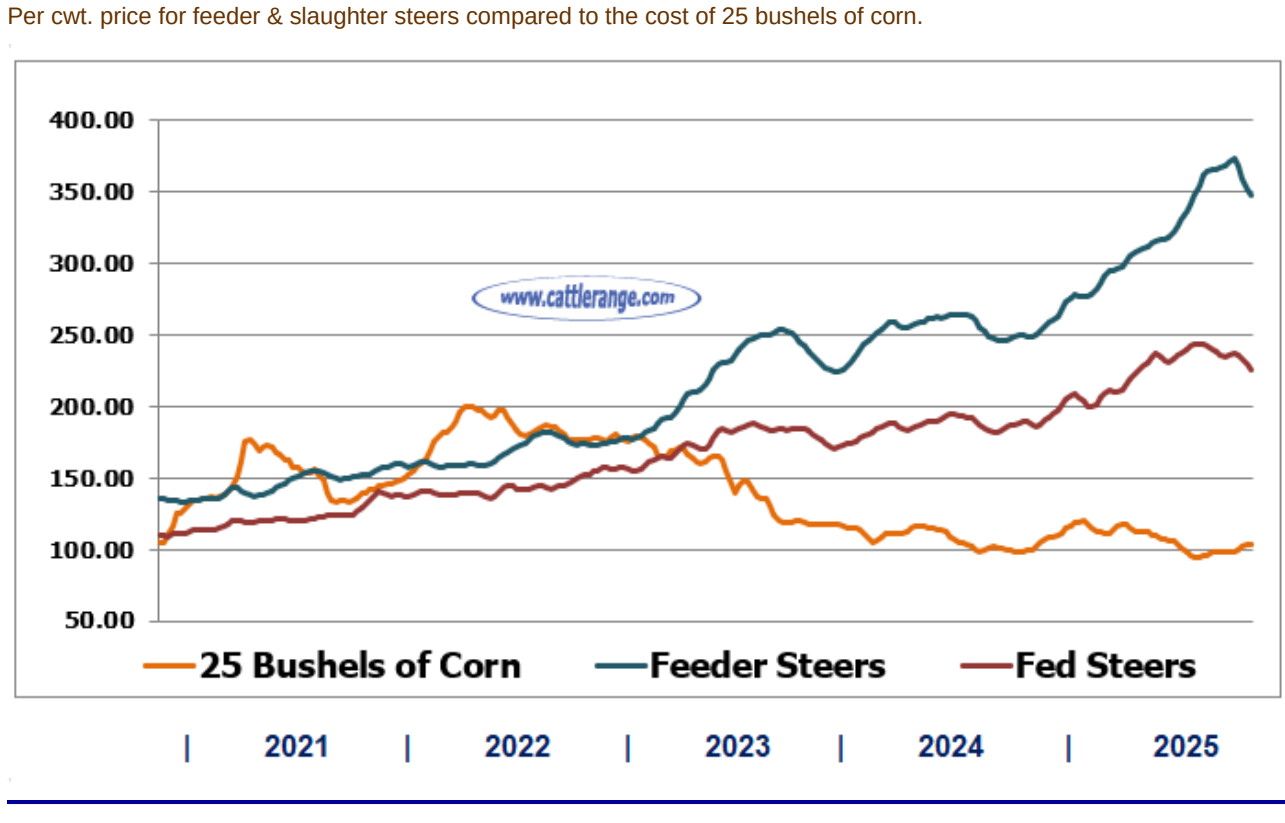

^ Contents

Federally Inspected Slaughter Cattle by Class:

Released by USDA Market News Service for last week.

Federally Inspected Slaughter Head & Percentage by Class - U.S.

Cattle	Head	% of Total
Steers	281,910	49.5%
Heifers	176,047	30.9%
Dairy Cows	52,470	9.2%
Other Cows	48,445	8.5%
Bulls	10,076	1.8%
Total	**568,948**	

Livestock Slaughter under Federal Inspection:

Livestock & Poultry Slaughter

Current Day Slaughter

Fri Nov 21, 2025		Week Ago	Year Ago	WTD	Prev Week WTD	Last Year WTD	2025 YTD	2024 YTD	YTD % Change
Calves	1,000	1,000	728	5,000	5,000	3,546		185,046	
Cattle	105,000	93,000	118,703	578,000	564,000	618,138		28,203,543	
Hogs	488,000	488,000	487,437	2,464,000	2,430,000	2,432,839		115,921,211	
Sheep	3,000	3,000	3,806	37,000	40,000	38,041		1,703,870	
Chicken (Young)	32,145,000	31,919,000	31,902,000	172,624,000	173,296,000	171,827,000	8,428,014,000	8,502,019,000	-0.9%

Sat Nov 22, 2025		Week Ago	Year Ago	WTD	Prev Week WTD	Last Year WTD	2025 YTD	2024 YTD	YTD % Change
Calves	0	0	2	5,000	5,000	3,548		185,048	
Cattle	7,000	12,000	17,170	585,000	576,000	635,308		28,220,713	
Hogs	139,000	271,000	147,536	2,603,000	2,701,000	2,580,375		116,068,747	
Sheep	0	0	121	37,000	40,000	38,162		1,703,991	
Chicken (Young)	2,876,000	1,156,000	0	175,500,000	174,452,000	171,827,000	8,430,890,000	8,502,019,000	-0.8%

Previous Day Slaughter

Thu Nov 20, 2025		Week Ago	Year Ago	WTD	Prev Week WTD	Last Year WTD	2025 YTD	2024 YTD	YTD % Change
Calves	1,000	1,000	448	4,000	4,000	2,818		184,318	
Cattle	116,000 R	120,000	126,984	473,000	471,000	499,435		28,084,840	
Hogs	494,000	494,000	477,313	1,976,000	1,942,000	1,945,402		115,433,774	
Sheep	8,000	7,000	7,485	34,000	37,000	34,235		1,700,064	
Chicken (Young)	35,117,000	35,300,000	35,098,000	140,479,000	141,377,000	139,925,000	8,395,869,000	8,470,117,000	-0.9%

Alberta Beef Producers... Calgary AB:

Alberta direct cattle sales this week have seen light trade develop with dressed sales ranging from $490.00-495.00/cwt delivered, steady to $3.00/cwt lower than last week. Live sales were in the mid $290's/cwt FOB the feedlot. Cattle that traded were being scheduled for delivery for the second half of December. US packer interest was noted in both the Eastern and Western Canadian markets, and light volumes of Canadian fed cattle were marketed South. Over the past couple of weeks some producers have been negotiating for flat bids with no heavy weight carcass discounts while others have been asking for heavy weight carcass discounts to be moved up to 1,100 lbs.

^ Contents

Boxed Beef Cutouts:

USDA Estimated Boxed Beef Cut-out Values as of 2:30 PM on 11/21/25

Based on negotiated prices and volume of boxed beef cuts delivered within 0-21 days and on average industry cutting yields. Values reflect U.S. dollars per 100 pounds.

	Choice 600-900	Select 600-900
Current Cutout Values:	371.48	356.98
Change from prior day:	0.20	2.80
Choice/Select spread:	14.50	
Total Load Count (Cuts, Trimmings, Grinds):	145	

Composite Primal Values		
Primal Rib	635.07	588.31
Primal Chuck	300.46	300.35
Primal Round	306.00	307.44
Primal Loin	478.97	434.98
Primal Brisket	323.87	318.86
Primal Short Plate	249.90	249.90
Primal Flank	184.55	188.89

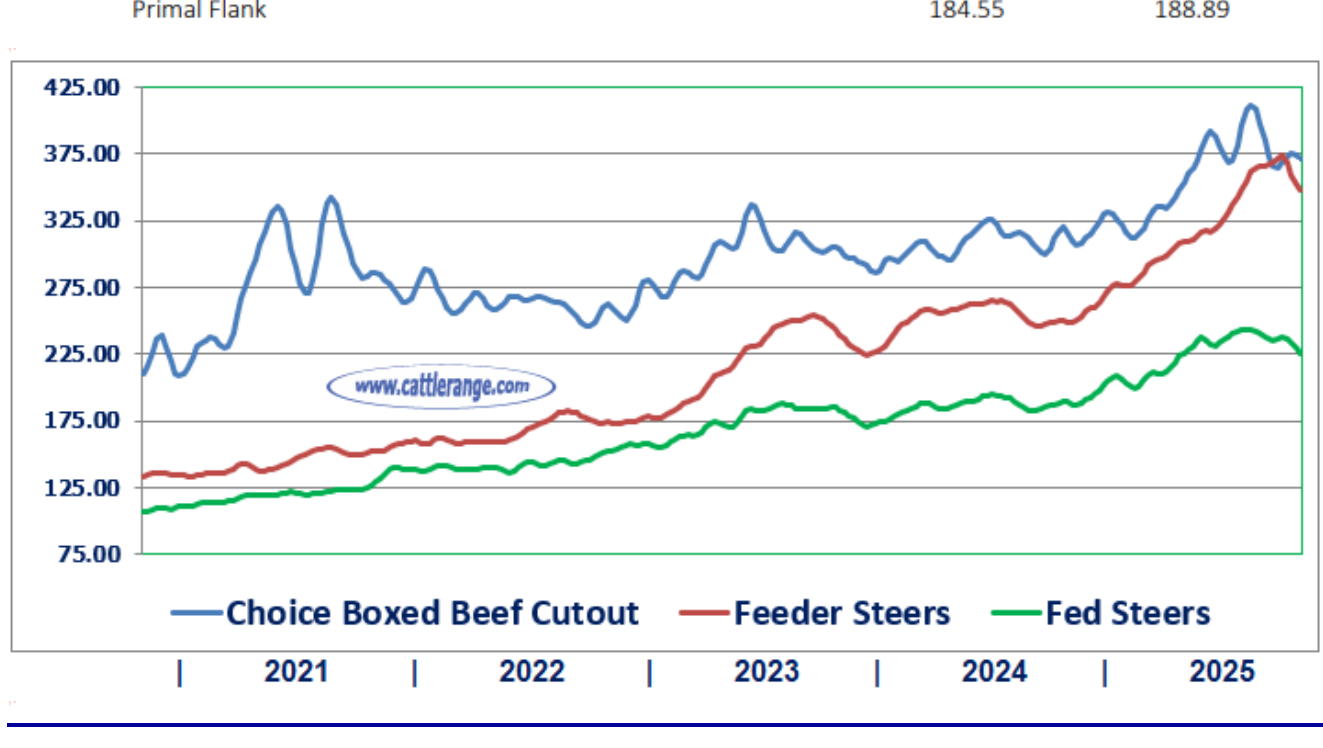

USDA National Steer & Heifer Estimated Grading Percent Report:

Released by USDA Market News Service for last week.

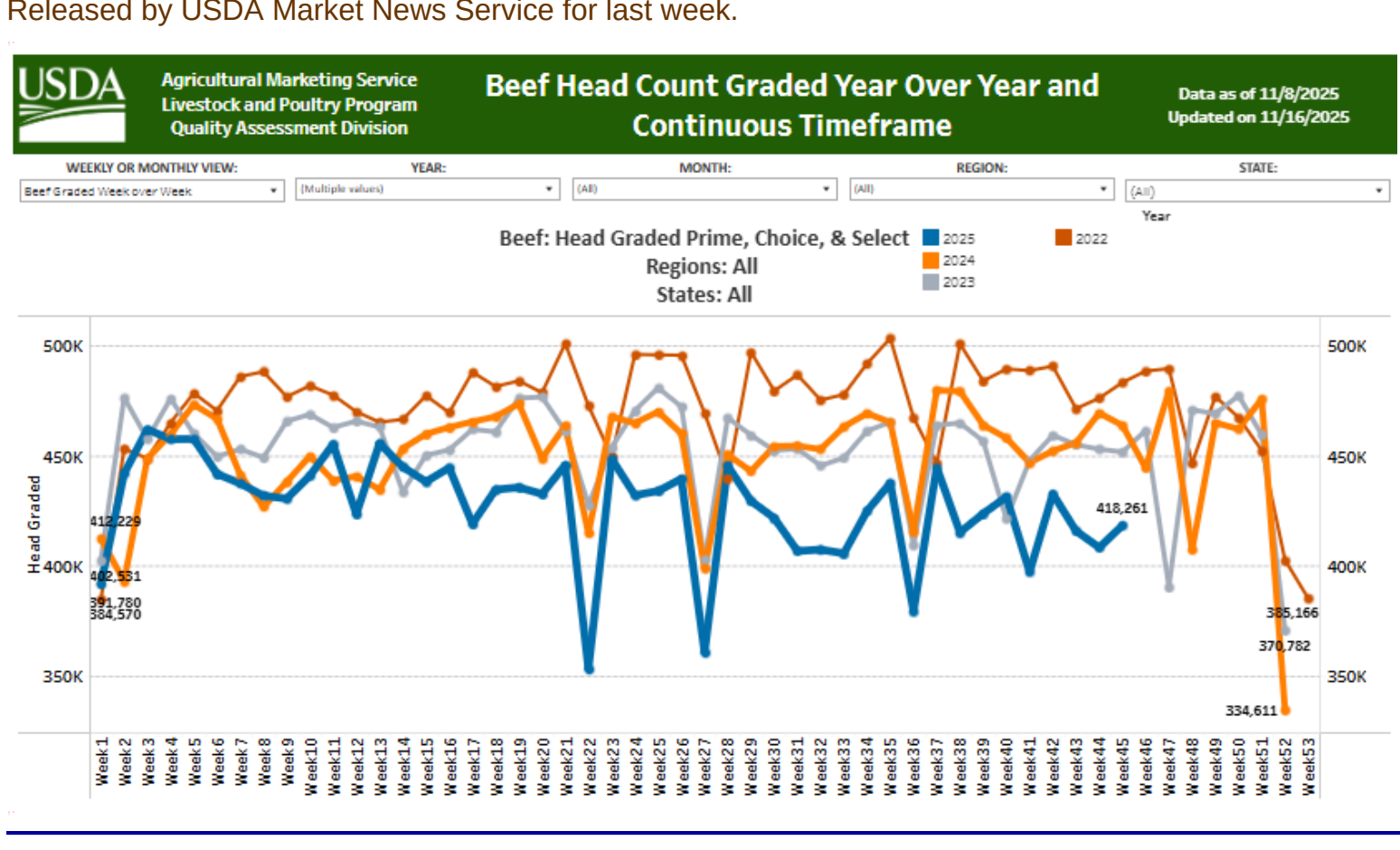

Last Week's Trade Data:

Beef: Unavailable this week.

^ Contents

USDA National Retail Beef Report:

National Summary of Advertised Prices for Beef at Major Retail Supermarket Outlets

This week in beef retail the Feature Rate decreased by 3.8 percent and the Activity Index increased by 8.9 percent. Compared to last week, items from the brisket, chuck, loin, and sirloin showed a decrease in ad space while items from the ground, deli, and variety meat sections showed an increase in ad space. Items from the carcass, other/misc., and round sections remained steady. Rib items had the largest increase this week approaching Thanksgiving, with bone-in ribeye roasts being the largest contributing factor. Bone-in ribeye roasts averaged $12.84 per pound, 1.58 higher than this week last year, due in part to the increase in Prime and Branded-Prime offerings. Many of this week's feature ads were extended to run at least through Thanksgiving Day.

In addition to this week's feature prices, several retailers offered no-price promotions (Free items, BOGO, etc.) and cooked Thanksgiving meals. Overall, 13.84% of stores offered these additional specials.

Metric	Current Week (CW)	Previous Week (PW)	Previous Year (PY)
Total Outlets	24,824	24,824	24,443
Activity Index	97,160	89,142	73,104
Feature Rate (%)	82.7%	86.5%	73.0%

Explanatory Notes:

Activity Index: A measure of the absolute frequency of feature activity equal to the total number of stores for each advertised item, e.g., a retailer with 100 outlets featuring 3 items has an activity index of 300.

Feature Rate: The amount of sampled stores advertising any reported item during the current week, expressed as a 'percentage of the total sample.

^ Contents

Est. Weekly Meat Production Under Federal Inspection:

Unavailable this week.

^ Contents

3 Year Bullish/Bearish Consensus Charts from SentimenTrader:

The theory behind the "Bullish/Bearish Consensus" indicator is when the public reaches a consensus, they are usually wrong:

- They get too bullish after prices have risen and too bearish after they have already fallen.

Because of this tendency, there are often extremes in opinion right before major changes in trend:

- When the public reaches a bullish extreme, i.e., a great majority thinks prices will keep rising, then prices often decline instead.
- And when they become too bearish, then prices tend to rise.

So when Public Opinion moves above the **red dotted line** in the chart, it means that compared to other readings over the past year, you're seeing **excessive optimism**. You also want to look at the absolute level of Opinion, too - if it's at 90%, then there's no question we're seeing an historic level of bullish opinion. Watch for readings above 80% (or especially 90%) to spot those dangerous times when the public is overly enthusiastic about a commodity.

Conversely, when Public Opinion moves below the **green dotted line**, then the public is **excessively pessimistic** about the commodity's prospects for further gains compared to their opinion over the past year. Looking for absolute readings under 20% (or especially 10%) often indicates an upturn in the market.

Cattle Bullish/Bearish Consensus: 3 Year Chart

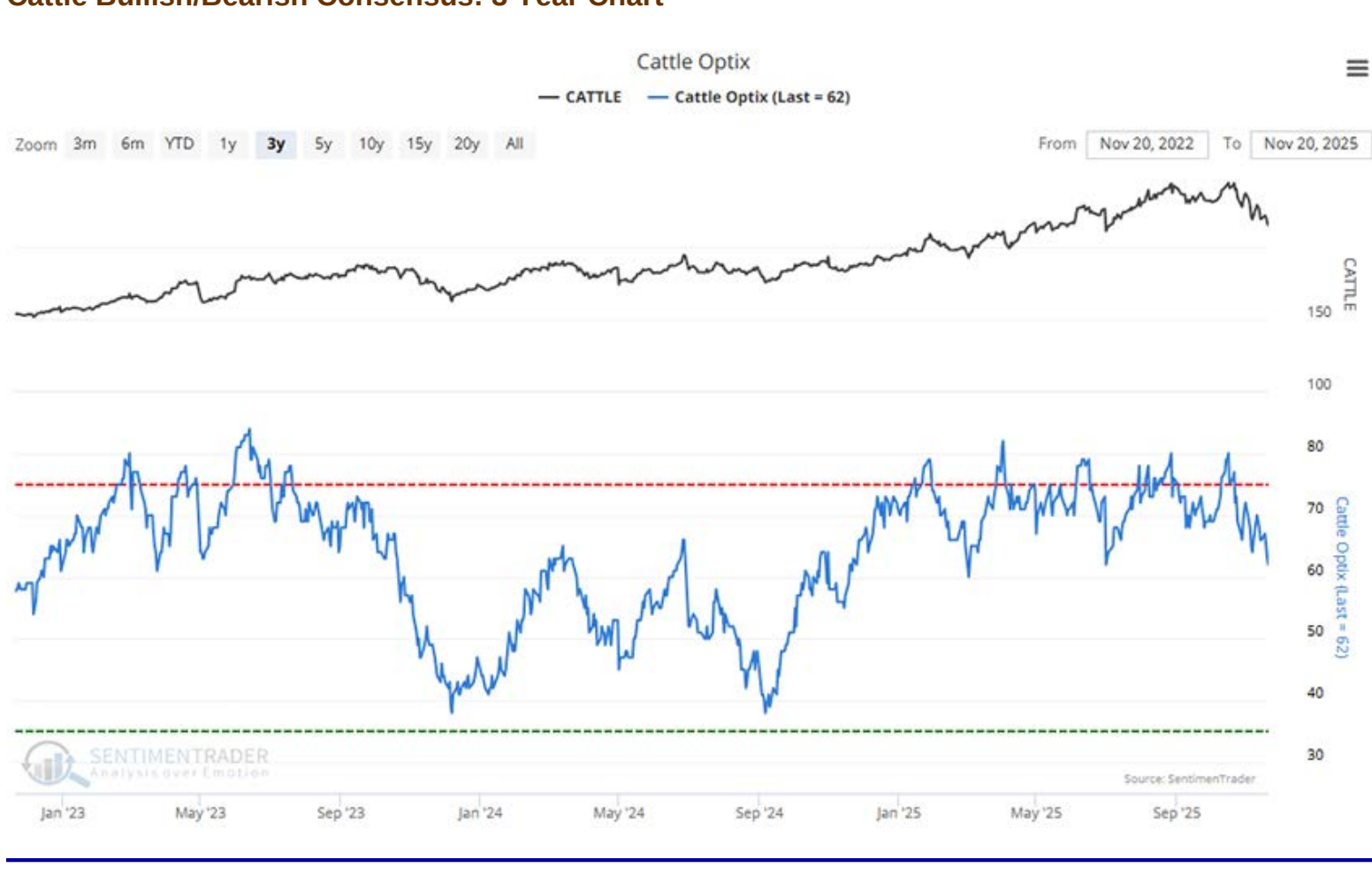

Corn Bullish/Bearish Consensus: 3 Year Chart

^ Contents

U.S. Dollar - 6 Month Chart:

Over the past 5 years, an average of around 12% of U.S. beef production has been exported, making exports an extremely important factor affecting beef and cattle prices. A strong dollar depresses export demand.

- U.S. Dollar Index

^ Contents

Stock Markets & Economic News:

T. Rowe Price

AI concerns weigh on market sentiment

Despite some good news during the week from both corporate earnings reports and government economic data, U.S. equity markets finished the week lower. According to T. Rowe Price traders, the sell-off appeared to be driven by worries about lofty stock valuations and concerns around whether artificial intelligence (AI) will generate enough profits to justify the massive spending that companies have poured into supporting the developing technology.

The tech-heavy Nasdaq Composite had the largest losses, while the S&P MidCap 400 and Russell 2000 held up better but still lost ground. The large-cap S&P 500 Index finished about 4.4% lower than the record high it achieved in late October. A rebound during a volatile day of trading on Friday helped ease the losses that the major benchmarks suffered earlier in the week.

Delayed jobs report paints a mixed picture

Meanwhile, the Labor Department's monthly employment report for September, which was delayed for six weeks by the government shutdown, was finally released on Thursday and provided a somewhat conflicted view of the economy. The report showed that U.S. employers added 119,000 jobs for the month, significantly higher than expected, and much better than over the summer when hiring virtually stopped. Less encouragingly, the unemployment rate, which is computed in a separate survey, ticked up to 4.4% in September, its highest level in four years, from the previous month's 4.3%. The Bureau of Labor Statistics also announced that the next employment report, covering November, would be released on December 16 (the October report has been canceled).

U.S. Stocks:

Index	Friday's Close	Week's Change	% Change YTD
DJIA	46,245.41	-902.07	8.70%
S&P 500	6,602.99	-131.12	12.26%
Nasdaq Composite	22,273.08	-627.51	15.34%
S&P MidCap 400	3,183.21	-21.61	2.00%
Russell 2000	2,369.82	-18.41	6.31%

^ Contents

This past week, drought worsened in the Southern Plains and Southeast. Exceptional Drought (D4) was introduced to the Florida/Georgia border. Meanwhile, drought improved in the far West, particularly Washington and California. As of November 18, 2025, 38.65% of the U.S. and Puerto Rico and 46.12% of the lower 48 states are in drought, according to the U.S. Drought Monitor.

38.65%	189.1 Million	123.3 Million	45
of the U.S. and 46.12% of the lower 48 states are in drought this week.	acres of major crops in U.S. are experiencing drought conditions this week.	people in the U.S. and 122.7 Million in the lower 48 states are affected by drought this week.	U.S. states are experiencing Moderate Drought (D1) or worse this week.
↑ 3.8% since last week	↑ 0.3% since last week	↓ 2.7% since last week	— No change since last week
↑ 1.1% since last month	↓ 3.6% since last month	↓ 11.1% since last month	↓ 2 states since last month

Click Here to view a Slide Show of Drought Monitor maps for the last 12 weeks

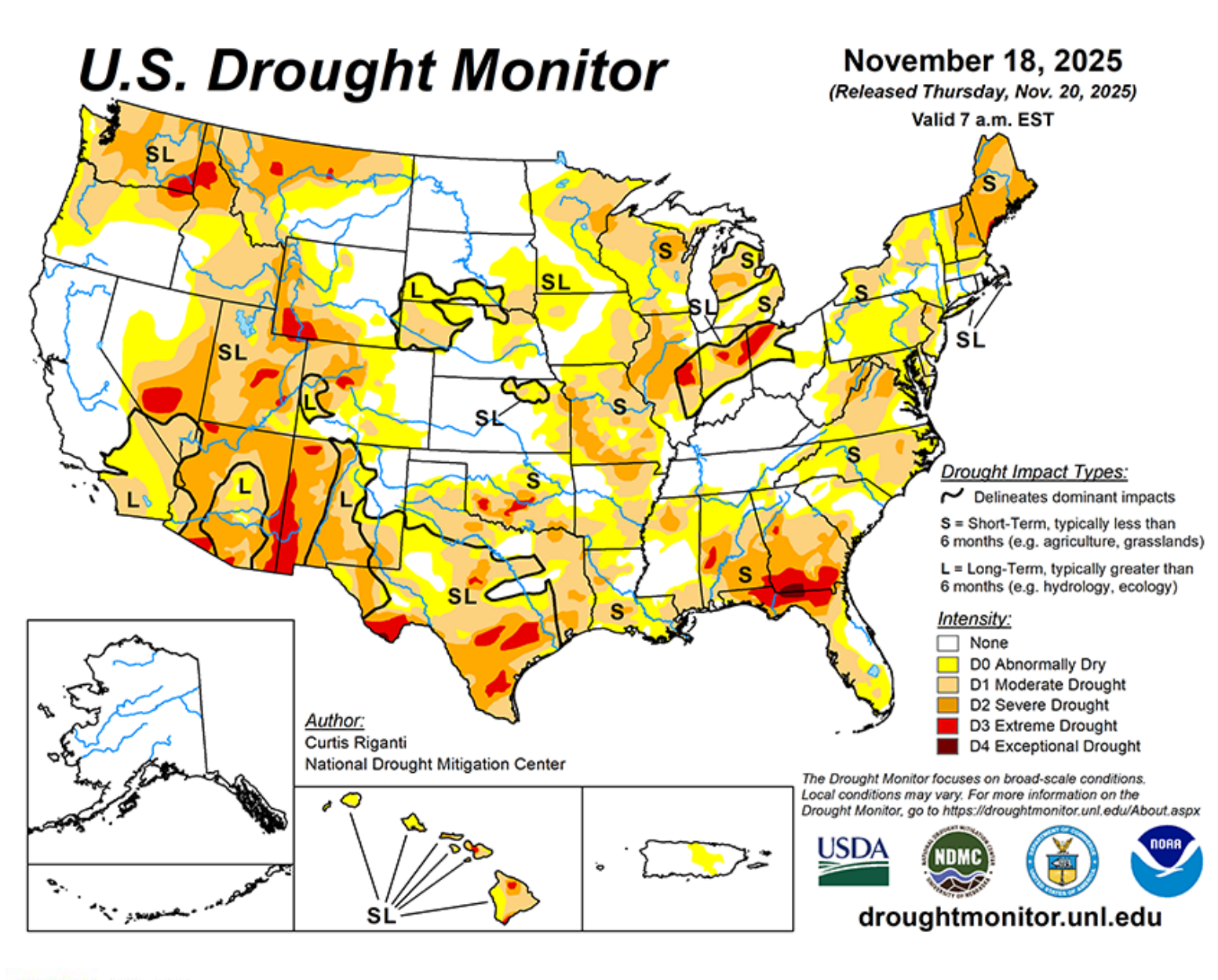

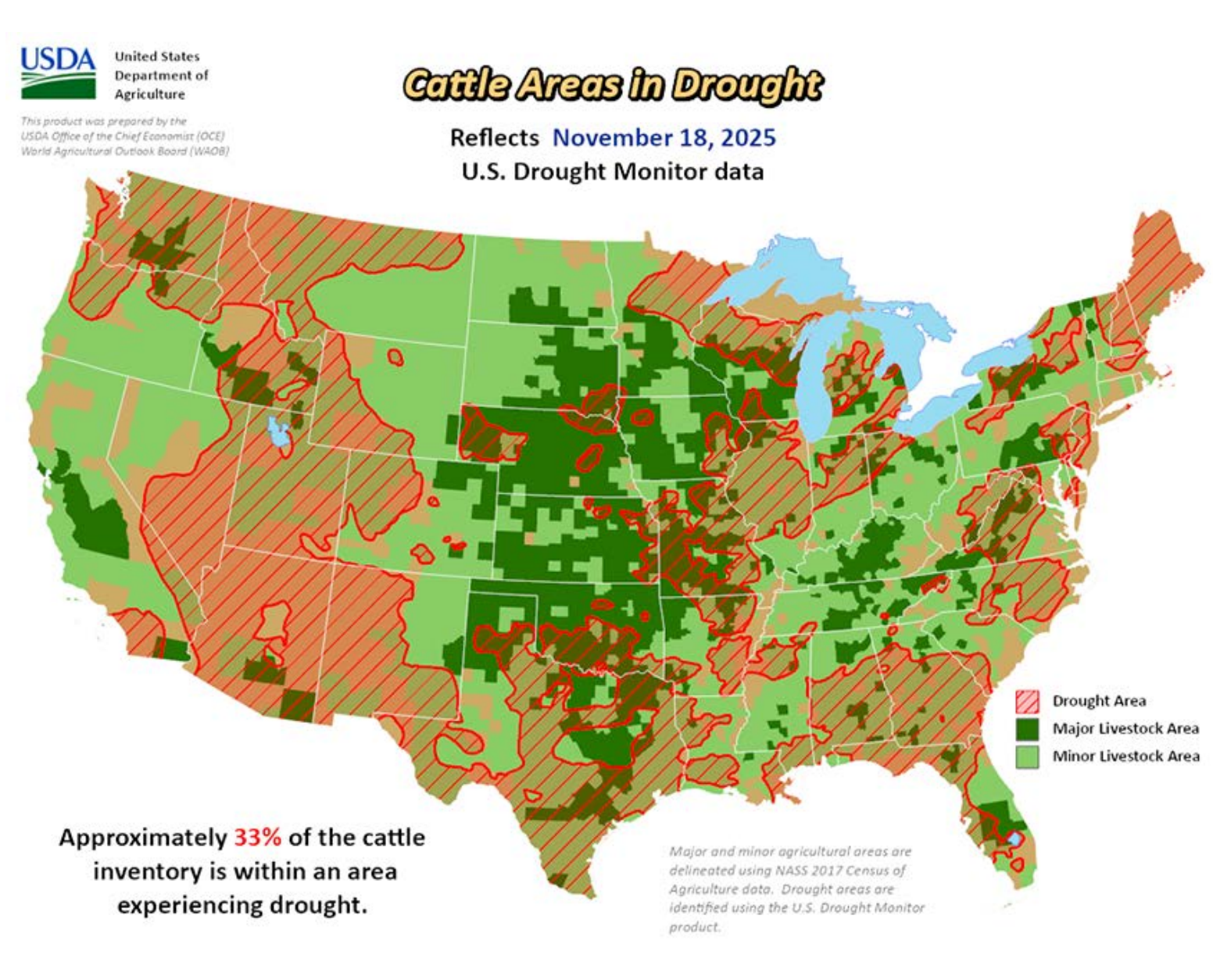

Canadian 90-Day Percent of Average Precipitation:

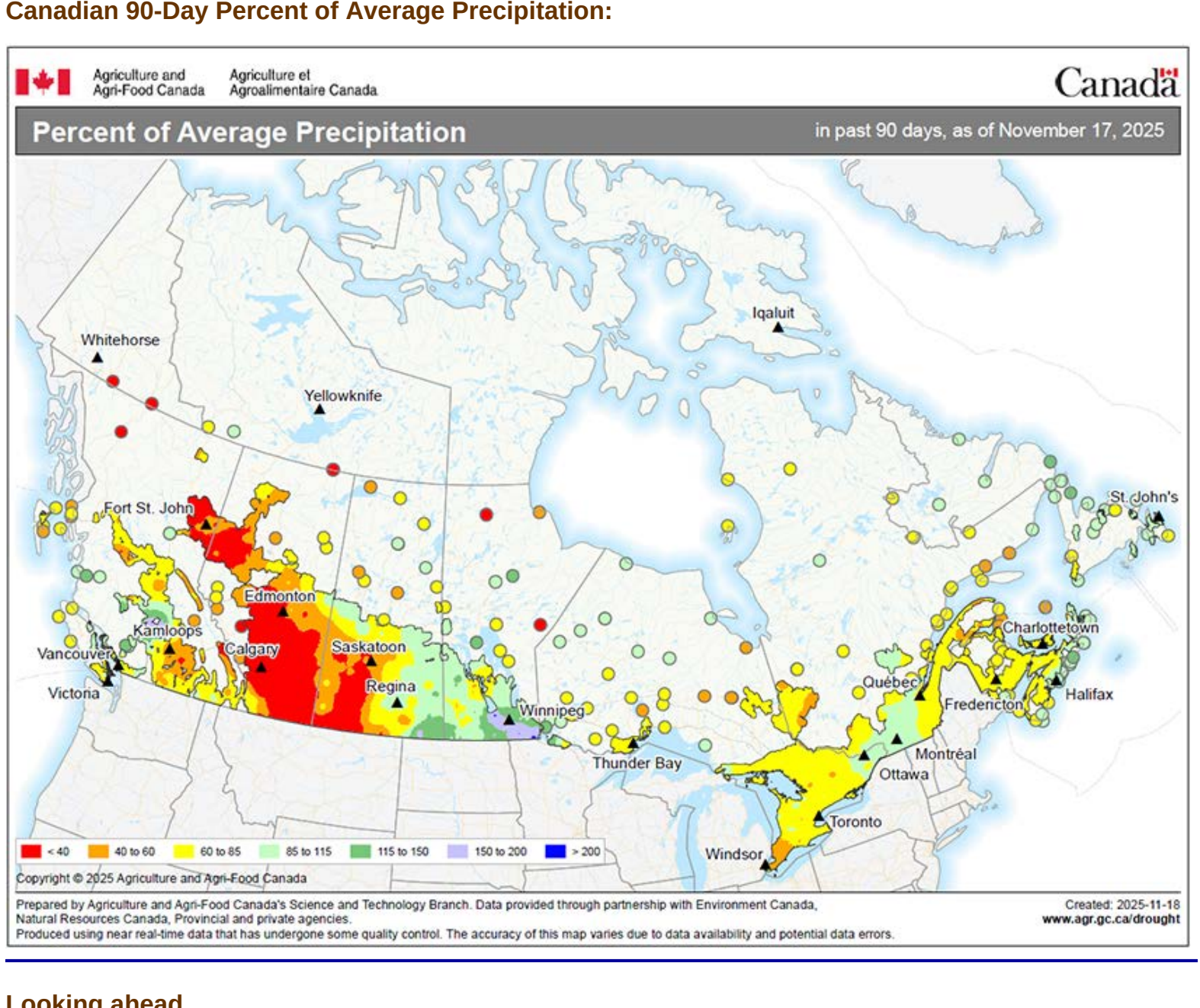

Looking ahead...

From the evening of Nov.19 through Nov. 24, the National Weather Service Weather (NWS) Prediction Center is forecasting a large area to receive near or over 1 inch of precipitation from southern Ohio eastward to northeast Colorado and south to northwest Louisiana and much of Oklahoma and Texas (excluding the southwest). Precipitation amounts of at least 0.75 inches are also forecast in parts of southern California, southern Arizona and southeast two-thirds of New Mexico. Heavy precipitation, locally exceeding 3 inches, is forecast in parts of western Washington. Mostly dry weather is forecast across the northern Great Plains and from the Upper Midwest eastward to most of New York and northern New England. Dry weather is also likely to continue in much of the Southeast, especially in drought-stricken areas of southeast Louisiana, southern Georgia and Florida.

For Nov. 25-29, the forecast favors above-normal precipitation across parts of the northern, central and eastern U.S. The highest confidence areas for above-normal precipitation include the northern Great Plains and the Southeast. Drier-than-normal weather is favored in the Southwest U.S., especially in coastal California, southeast Arizona, southern New Mexico and southwest Texas. The forecast favors colder-than-normal temperatures from northern Washington east to Lake Superior and southward through the central Great Plains. In the West, warmer-than-normal temperatures are likelier from central Oregon southward along the Pacific Coast and eastward to near the Continental Divide. The forecast favors warmer-than-normal temperatures in areas from the Gulf Coast to the Mid-Atlantic, with the highest confidence for warmth centered over the Southeast.

Precipitation & Temperature Outlooks:

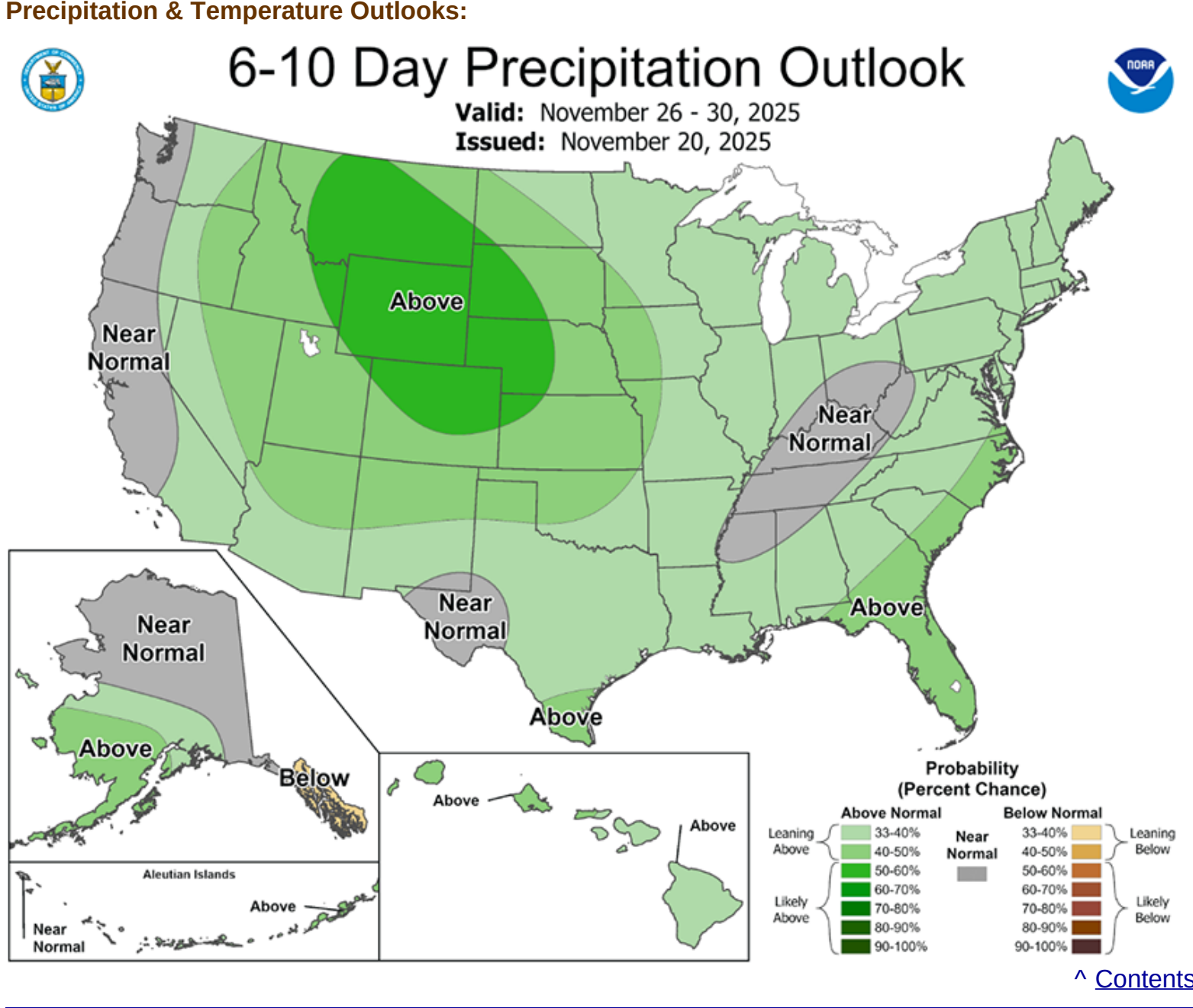

^ Contents

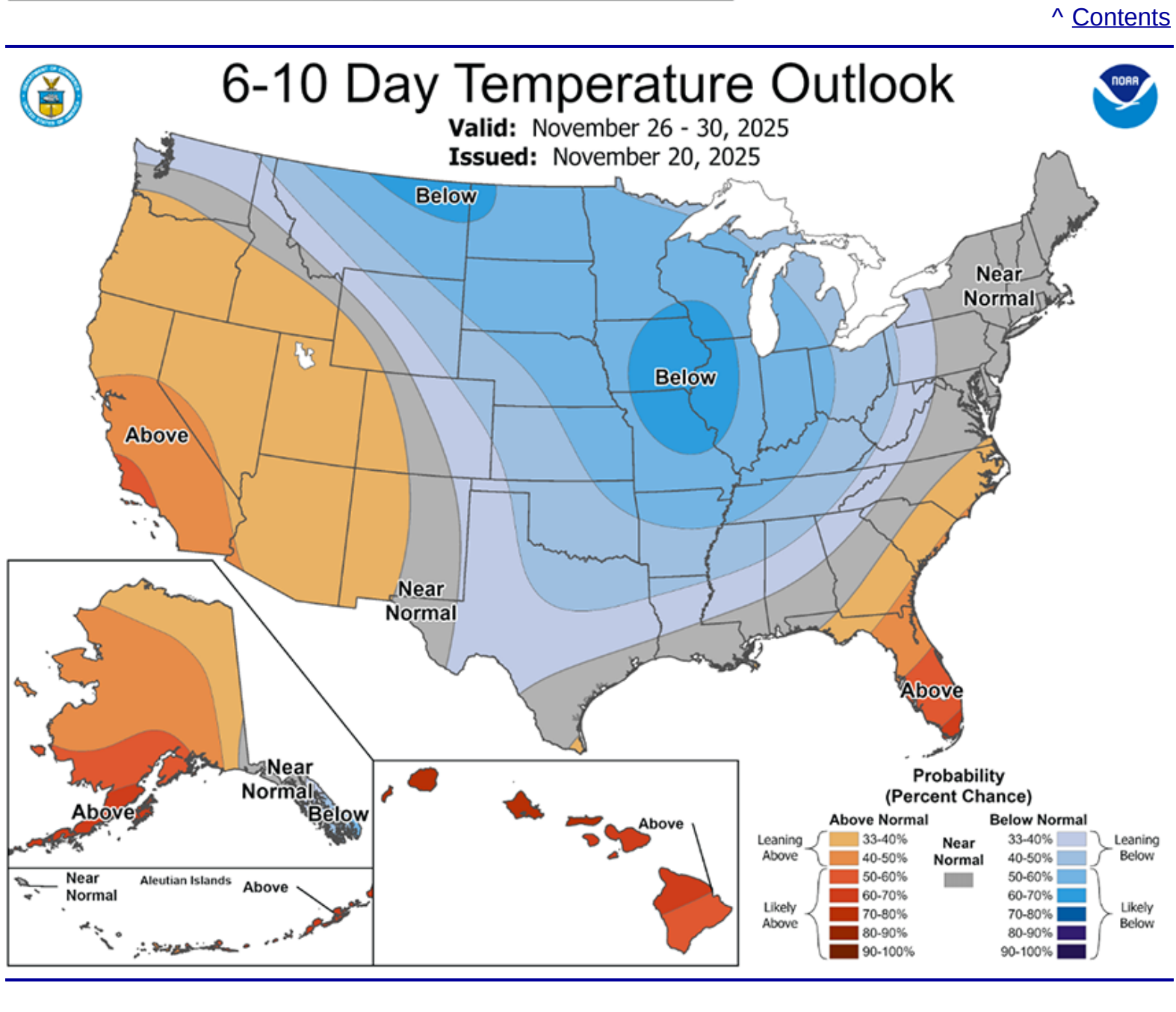

^ Contents

Weekly Grain Market Review:

Grain Prices	11/21/25	Last Week	1 Month Ago	1 Year Ago	5 Yr. Avg.
Omaha Corn	4.13	4.15	4.00	4.20	5.53
Kansas City Wheat	5.22	5.25	4.92	4.91	6.69
March Corn Futures	4.3750	4.4400	4.2325	4.3525	5.3891
March Wheat Futures	5.3975	5.4150	5.1250	5.6475	6.7564

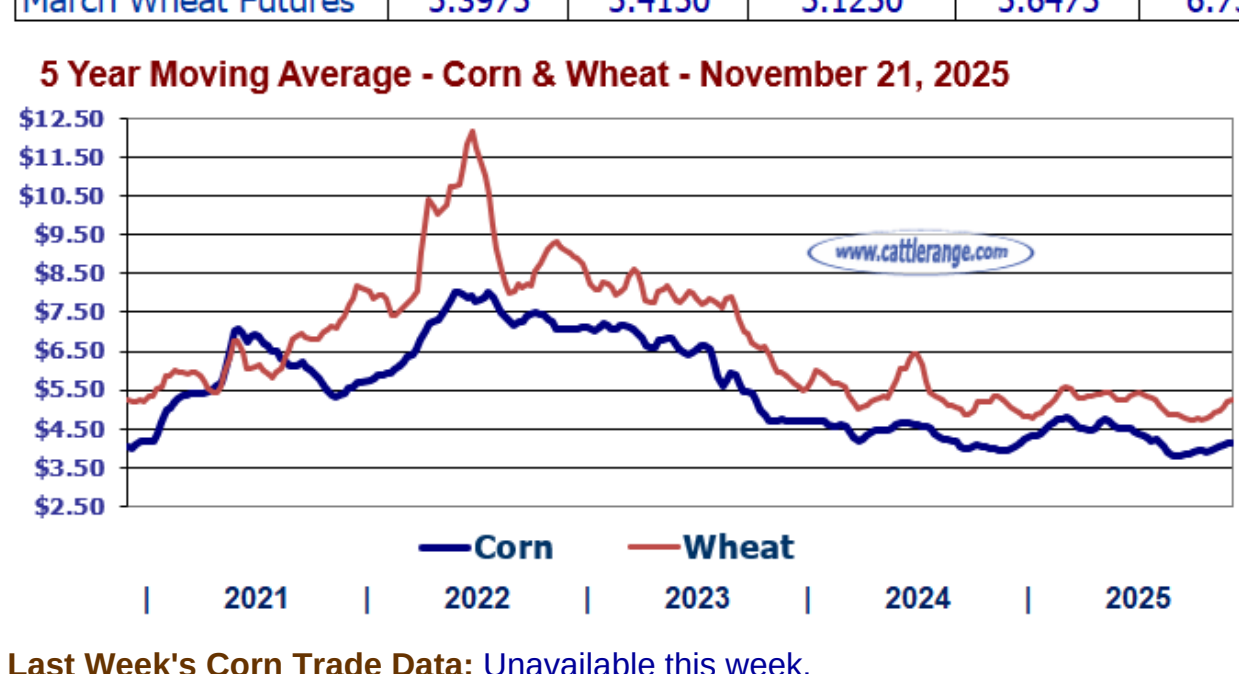

Last Week's Corn Trade Data: Unavailable this week.

^ Contents

Regional Auction Reports... Click Link to view entire report

Last Friday & Saturday Auctions:

Burwell Livestock Auction Market - Burwell NE
This Week: 2,225
Last Reported: 300
Last Year: 0
A limited number of comparable offerings from two weeks ago a trend will not be given for steers or heifers. Offerings included wean and non-weaned offerings. Demand was good with active bidding at the barn and on the internet.

Ft. Pierre Livestock Auction - Ft. Pierre SD
This Week: 7,633
Last Reported: 9,632
Last Year: 9,179
Compared to last week: No comparisons on yearlings due to limited numbers. Steer calves from 400 lbs to 549 lbs were 10.00 to 20.00 higher, steers from 550 lbs to 700 lbs were generally steady. Heifer calves from 450 lbs to 550 lbs were steady to 10.00 higher, heifers from 550 lbs to 600 lbs were 10.00 to 15.00 lower. A big run of cattle for todays sale with a few consignments of old cop yearlings mostly off grass that were met with moderate demand.

Lexington Livestock Market - Lexington, NE
This Week: 1,791
Last Reported: 4,088
Last Year: 3,445
Compared to last week steer calves 500-700 lbs and heifer calves 400-600 lbs sold steady to 10.00 higher. Demand was good from the buyers in the crowd. Most all the consignments had received fall vaccinations and some packages were weaned.

Torrington Livestock Commission - Torrington WY
This Week: 2,950
Last Reported: 2,518
Last Year: 4,275
Compared to last week; slaughter and feeder cows traded mixed throughout the day some selling steady and others softer undertones. Slaughter bulls trading 4.00 lower.

Cattleman's Livestock Auction - Belen NM
This Week: 1,626
Last Reported: 1,242
Last Year: 1,317
Compared to last week: Steer and heifer calves sold 10.00-15.00 higher. Feeder steers and heifers sold steady to 5.00 higher. Slaughter cows and bulls sold 3.00-5.00 lower. Trade very good demand good.

Santa Teresa Livestock Auction (Imported Mexican Cattle) - Santa Teresa NM
Due to the New World screwworm, the border has been closed for livestock imports until further notice. The suspension will continue on a month-by-month basis.

Eastern MO Commission Company - Bowling Green, MO
This Week: 1,659
Last Reported: 671
Last Year: 829
Compared to the last special three weeks ago, steer and heifers calves under 650 lbs sold with a lower undertone with the best test on 550-600 lb and 650-700 lb steers trading 12.00-15.00 lower with yearlings not well tested on the same weight groups but selling with a lower undertone. Much of the calf offering was made up of small packages and singles with demand moderate to good.

Sierra Cattle Commission, Carthage TX
Pen Size: 1,000 head
Last Reported: 2002
Last Year: 2001
Comments: Cattle sold to Cargill Beef Feeders 32.50 to 33.00 higher. Feeder heifers 30.00 to 35.00 higher with steers 5.00 to 10.00 higher. Steers 5.00 to 10.00 higher. Feeder heifers 10.00 to 15.00 lower. Slaughter heifers 10.00 lower.

Cargill Beef Feeders - Limestone Academy - Site Cattle, TX
Pen Size: 32,000 head
Last Reported: 2001
Last Year: 2000
Comments: Cattle sold to Cargill Beef Feeders 32.50 to 33.00 higher. Feeder cattle were 5.00 to 10.00 higher. Slaughter cattle sold to Cargill Beef Feeders 10.00 lower. Cattle were sorting and Cargill Feeder steers moderate. Offerings moderate with sorting apparent.

Morning Auctions

Sierra Cattle Regional Limestone Report - Morning QC
Pen Size: 1,000 head
Last Reported: 2002
Last Year: 2001
Comments: Cattle sold to Cargill Beef Feeders 32.50 to 33.00 higher. Feeder heifers 30.00 to 35.00 higher with steers 5.00 to 10.00 higher. Steers 5.00 to 10.00 higher. Feeder heifers 10.00 to 15.00 lower. Slaughter heifers 10.00 lower. Cattle were sorting and Cargill Feeder steers moderate. Offerings moderate with sorting apparent.

Tri-State Livestock Auction Market - McLean MO
Pen Size: 1,000 head
Last Reported: 2002
Last Year: 2001
Comments: Cattle sold to Cargill Beef Feeders market opening for the time being.

Heartland Stockyards Feeder Cattle - Oklahoma City OK
Pen Size: 4,000 head
Last Reported: 2002
Last Year: 2001
Comments: Steers sold 4.00 lower. All classes of cattle unevenly steady. Demand good. Quality plain to average. Mixing bulking started slightly lower. Where the heavy steered and shipped-in green, cutterier slaughter cattle or cattle showing any weight or quality were in demand, they sold at the higher mentioned equivalent or more for heard weight. Feeder steers 1.00 to 4.00 lower. Slaughter cows 2.00 to 6.00 lower. Bulls 2.00 to 5.00 lower.

Tulsa Livestock Auction - Tulsa, OK
Pen Size: 1,000 head
Last Reported: 2002
Last Year: 2001
Comments: Cattle sold to Cargill Beef Feeders 32.50 to 33.00 higher. Over 500 lbs mostly steady. Heifers 10.00 to 15.00 lower. Slaughter cows 2.00 to 6.00 lower. Bulls 2.00 to 5.00 lower. Feeder steers 1.00 to 4.00 lower. Slaughter steers 2.00 to 6.00 lower. Breeder cows 1.00 higher.

Roswell Livestock Auction - Roswell NM
Pen Size: 1,000 head
Last Reported: 2002
Last Year: 2001
Comments: Cattle sold to Cargill Beef Feeders steers 32.50 to 33.00 higher and 350 lbs and down 20.00 higher and 350 lbs and up 10.00 higher. Feeder heifers 30.00 to 35.00 higher. Slaughter cows 2.00 to 6.00 higher. Bulls 2.00 to 5.00 higher. Feeder steers 1.00 to 4.00 lower. Slaughter steers 2.00 to 6.00 lower. Breeding cows and bulls 1.00 to 4.00 lower. Feeder heifers 10.00 to 15.00 lower. Cattle and dairy cows were sold to Cargill Beef Feeders and Bernard Harris and Sons and Bernard Harris and Sons and Jim Hamilton. Slaughter cows and bulls sold to Bill Jones.

Jacks Hay Stockyards Feeder Cattle - Carthage MO
Pen Size: 1,000 head
Last Reported: 2002
Last Year: 2001
Comments: Cattle sold to Cargill Beef Feeders steers and heifers sold yesterday steady. Acts as stater supply. Heifers sold 2.00 to 4.00 lower. Slaughter cows sold 2.00 to 4.00 lower. Slaughter bulls sold 2.00 to 3.00 lower. Slaughter steers with replacement demand.

Carthage Livestock Center - Kingsdom City MO
Pen Size: 1,000 head
Last Reported: 2002
Last Year: 2001
Comments: Cattle sold to Cargill Beef Feeders steers and heifers sold yesterday steady. Acts as stater supply. Heifers sold 2.00 to 4.00 lower. Slaughter cows sold 2.00 to 4.00 lower. Slaughter bulls sold 2.00 to 3.00 lower. Slaughter steers with replacement demand.

White City Livestock Commission - White City, KS
Pen Size: 1,000 head
Last Reported: 2002
Last Year: 2001
Comments: Cattle sold to Cargill Beef Feeders steers sold 5.00 to 10.00 higher. Feeder heifers 5.00 to 10.00 lower. Slaughter cows 2.00 to 6.00 lower. Slaughter bulls 2.00 to 5.00 lower. Feeder steers 1.00 to 4.00 lower. Slaughter steers 2.00 to 6.00 lower. Breeding cows and bulls 1.00 to 4.00 lower. Feeder heifers 10.00 to 15.00 lower. Cattle and dairy cows were sold to Cargill Beef Feeders and Bernard Harris and Sons and Bernard Harris and Sons and Jim Hamilton. Slaughter cows and bulls sold to Bill Jones.

Mid-South Livestock - Lamesa TX
Pen Size: 1,000 head
Last Reported: 2002
Last Year: 2001
Comments: Cattle sold to Cargill Beef Feeders steers 32.50 to 33.00 higher. Feeder heifers 30.00 to 35.00 higher. Steers 5.00 to 10.00 higher. Feeder heifers 10.00 to 15.00 lower. Slaughter cows 2.00 to 6.00 lower. Slaughter bulls 2.00 to 5.00 lower. Feeder steers 1.00 to 4.00 lower. Slaughter steers 2.00 to 6.00 lower. Breeding cows and bulls 1.00 to 4.00 lower. Cattle and dairy cows were sold to Cargill Beef Feeders and Bernard Harris and Sons and Bernard Harris and Sons and Jim Hamilton. Slaughter cows and bulls sold to Bill Jones.

Winter Livestock Auction - Riverton, WY
Pen Size: 1,000 head
Last Reported: 2002
Last Year: 2001
Comments: Cattle sold to Cargill Beef Feeders steers 5.00 higher. Feeder heifers with no comparison available. Slaughter cows and bulls 2.00 higher. Feeder steers 1.00 lower. Slaughter steers 2.00 lower. Breeding cows and bulls 1.00 lower. Feeder heifers 10.00 lower. Cattle and dairy cows were sold to Cargill Beef Feeders and Bernard Harris and Sons and Bernard Harris and Sons and Jim Hamilton. Slaughter cows and bulls sold to Bill Jones.

Jewell Livestock - Jewell, KS
Pen Size: 1,000 head
Last Reported: 2002
Last Year: 2001
Comments: Cattle sold to Cargill Beef Feeders steers and heifers sold yesterday steady. Acts as stater supply. Heifers sold 2.00 to 4.00 lower. Slaughter cows sold 2.00 to 4.00 lower. Slaughter bulls sold 2.00 to 3.00 lower. Slaughter steers with replacement demand.

Bonner Livestock Auction Feeder Cattle - Bonner, OK
Pen Size: 1,000 head
Last Reported: 2002
Last Year: 2001
Comments: Cattle sold to Cargill Beef Feeders steers and heifers steady. Steers and heifers sold yesterday steady. Acts as stater supply. Heifers sold 2.00 to 4.00 lower. Slaughter cows sold 2.00 to 4.00 lower. Slaughter bulls sold 2.00 to 3.00 lower. Slaughter steers with replacement demand.

Red Deer Stockyards, Inc - Lewistown, IL
Pen Size: 1,000 head
Last Reported: 2002
Last Year: 2001
Comments: Cattle sold to Cargill Beef Feeders steers and heifers sold steady. Acts as stater supply. Heifers sold 2.00 to 4.00 lower. Slaughter cows sold 2.00 to 4.00 lower. Slaughter bulls sold 2.00 to 3.00 lower. Replacement cows and bulls sold steady. Feeder cattle sold unevenly steady.

Oklahoma Stockyards - Cushing, OK
Pen Size: 1,000 head
Last Reported: 2002
Last Year: 2001
Comments: Cattle sold to Cargill Beef Feeders steers and heifers sold steady. Acts as stater supply. Heifers sold 2.00 to 4.00 lower. Slaughter cows sold 2.00 to 4.00 lower. Slaughter bulls sold 2.00 to 3.00 lower. Replacement cows and bulls sold steady. Feeder cattle sold unevenly steady.

Blue Grass Stockyards - Lexington, KY
Pen Size: 1,000 head
Last Reported: 2002
Last Year: 2001
Comments: Cattle sold to Cargill Beef Feeders market was mostly steady with an average quality offering. Feeder steers were mostly steady with deductions quality kept the value added with instances of 20.00 higher. Feeder heifers were mostly steady with deductions quality kept the value added with instances of 20.00 higher. Demand moderate to good with good buyer participation with concentrated calves more in demand.

Wichita Livestock - Lyons, KS
Pen Size: 1,000 head
Last Reported: 2002
Last Year: 2001
Comments: Cattle sold to Cargill Beef Feeders steers and heifers sold yesterday steady. Acts as stater supply. Heifers sold 2.00 to 4.00 lower. Slaughter cows sold 2.00 to 4.00 lower. Slaughter bulls sold 2.00 to 3.00 lower. Slaughter steers with replacement demand.

Wichita Livestock Auction - Wichita, KS
Pen Size: 1,000 head
Last Reported: 2002
Last Year: 2001
Comments: Cattle sold to Cargill Beef Feeders steers and heifers sold yesterday steady. Acts as stater supply. Heifers sold 2.00 to 4.00 lower. Slaughter cows sold 2.00 to 4.00 lower. Slaughter bulls sold 2.00 to 3.00 lower. Slaughter steers with replacement demand.

Wednesday Auctions

Sierra Cattle Regional Limestone Report - Wednesday QC
Pen Size: 1,000 head
Last Reported: 2002
Last Year: 2001
Comments: Cattle sold to Cargill Beef Feeders steers 32.50 to 33.00 higher. Over 500 lbs steady. Heifers 10.00 to 15.00 lower. Slaughter cows 2.00 to 6.00 lower. Slaughter bulls 2.00 to 5.00 lower. Feeder steers 1.00 to 4.00 lower. Slaughter steers 2.00 to 6.00 lower. Breeding cows 1.00 higher.

Tri-State Livestock Auction Market - McLean MO
Pen Size: 1,000 head
Last Reported: 2002
Last Year: 2001
Comments: Cattle sold to Cargill Beef Feeders market opening for the time being.

Heartland Stockyards Feeder Cattle - Oklahoma City OK
Pen Size: 4,000 head
Last Reported: 2002
Last Year: 2001
Comments: Steers sold 4.00 lower. All classes of cattle unevenly steady. Demand good. Quality plain to average. Mixing bulking started slightly lower. Where the heavy steered and shipped-in green, cutterier slaughter cattle or cattle showing any weight or quality were in demand, they sold at the higher mentioned equivalent or more for heard weight. Feeder steers 1.00 to 4.00 lower. Slaughter cows 2.00 to 6.00 lower. Bulls 2.00 to 5.00 lower.

Tulsa Livestock Auction - Tulsa, OK
Pen Size: 1,000 head
Last Reported: 2002
Last Year: 2001
Comments: Cattle sold to Cargill Beef Feeders steers 32.50 to 33.00 higher. Over 500 lbs mostly steady. Heifers 10.00 to 15.00 lower. Slaughter cows 2.00 to 6.00 lower. Slaughter bulls 2.00 to 5.00 lower. Feeder steers 1.00 to 4.00 lower. Slaughter steers 2.00 to 6.00 lower. Breeder cows 1.00 higher.

Roswell Livestock Auction - Roswell NM
Pen Size: 1,000 head
Last Reported: 2002
Last Year: 2001
Comments: Cattle sold to Cargill Beef Feeders steers 32.50 to 33.00 higher and 350 lbs and down 20.00 higher and 350 lbs and up 10.00 higher. Feeder heifers 30.00 to 35.00 higher. Slaughter cows 2.00 to 6.00 higher. Bulls 2.00 to 5.00 higher. Feeder steers 1.00 to 4.00 lower. Slaughter steers 2.00 to 6.00 lower. Breeding cows and bulls 1.00 to 4.00 lower. Feeder heifers 10.00 to 15.00 lower. Cattle and dairy cows were sold to Cargill Beef Feeders and Bernard Harris and Sons and Bernard Harris and Sons and Jim Hamilton. Slaughter cows and bulls sold to Bill Jones.

Jacks Hay Stockyards Feeder Cattle - Carthage MO
Pen Size: 1,000 head
Last Reported: 2002
Last Year: 2001
Comments: Cattle sold to Cargill Beef Feeders steers and heifers sold yesterday steady. Acts as stater supply. Heifers sold 2.00 to 4.00 lower. Slaughter cows sold 2.00 to 4.00 lower. Slaughter bulls sold 2.00 to 3.00 lower. Slaughter steers with replacement demand.

Carthage Livestock Center - Kingsdom City MO
Pen Size: 1,000 head
Last Reported: 2002
Last Year: 2001
Comments: Cattle sold to Cargill Beef Feeders steers and heifers sold yesterday steady. Acts as stater supply. Heifers sold 2.00 to 4.00 lower. Slaughter cows sold 2.00 to 4.00 lower. Slaughter bulls sold 2.00 to 3.00 lower. Slaughter steers with replacement demand.

White City Livestock Commission - White City, KS
Pen Size: 1,000 head
Last Reported: 2002
Last Year: 2001
Comments: Cattle sold to Cargill Beef Feeders steers 5.00 to 10.00 higher. Feeder heifers 5.00 to 10.00 lower. Slaughter cows 2.00 to 6.00 lower. Slaughter bulls 2.00 to 5.00 lower. Feeder steers 1.00 to 4.00 lower. Slaughter steers 2.00 to 6.00 lower. Breeding cows and bulls 1.00 to 4.00 lower. Feeder heifers 10.00 to 15.00 lower. Cattle and dairy cows were sold to Cargill Beef Feeders and Bernard Harris and Sons and Bernard Harris and Sons and Jim Hamilton. Slaughter cows and bulls sold to Bill Jones.

Mid-South Livestock - Lamesa TX
Pen Size: 1,000 head
Last Reported: 2002
Last Year: 2001
Comments: Cattle sold to Cargill Beef Feeders steers 32.50 to 33.00 higher. Feeder heifers 30.00 to 35.00 higher. Steers 5.00 to 10.00 higher. Feeder heifers 10.00 to 15.00 lower. Slaughter cows 2.00 to 6.00 lower. Slaughter bulls 2.00 to 5.00 lower. Feeder steers 1.00 to 4.00 lower. Slaughter steers 2.00 to 6.00 lower. Breeding cows and bulls 1.00 to 4.00 lower. Feeder heifers 10.00 to 15.00 lower. Cattle and dairy cows were sold to Cargill Beef Feeders and Bernard Harris and Sons and Bernard Harris and Sons and Jim Hamilton. Slaughter cows and bulls sold to Bill Jones.

Winter Livestock Auction - Riverton, WY
Pen Size: 1,000 head
Last Reported: 2002
Last Year: 2001
Comments: Cattle sold to Cargill Beef Feeders steers 5.00 higher. Feeder heifers with no comparison available. Slaughter cows and bulls 2.00 higher. Feeder steers 1.00 lower. Slaughter steers 2.00 lower. Breeding cows and bulls 1.00 lower. Feeder heifers 10.00 lower. Cattle and dairy cows were sold to Cargill Beef Feeders and Bernard Harris and Sons and Bernard Harris and Sons and Jim Hamilton. Slaughter cows and bulls sold to Bill Jones.

Jewell Livestock - Jewell, KS
Pen Size: 1,000 head
Last Reported: 2002
Last Year: 2001
Comments: Cattle sold to Cargill Beef Feeders steers and heifers sold yesterday steady. Acts as stater supply. Heifers sold 2.00 to 4.00 lower. Slaughter cows sold 2.00 to 4.00 lower. Slaughter bulls sold 2.00 to 3.00 lower. Slaughter steers with replacement demand.

Bonner Livestock Auction Feeder Cattle - Bonner, OK
Pen Size: 1,000 head
Last Reported: 2002
Last Year: 2001
Comments: Cattle sold to Cargill Beef Feeders steers and heifers steady. Steers and heifers sold yesterday steady. Acts as stater supply. Heifers sold 2.00 to 4.00 lower. Slaughter cows sold 2.00 to 4.00 lower. Slaughter bulls sold 2.00 to 3.00 lower. Slaughter steers with replacement demand.

Red Deer Stockyards, Inc - Lewistown, IL
Pen Size: 1,000 head
Last Reported: 2002
Last Year: 2001
Comments: Cattle sold to Cargill Beef Feeders steers and heifers sold steady. Acts as stater supply. Heifers sold 2.00 to 4.00 lower. Slaughter cows sold 2.00 to 4.00 lower. Slaughter bulls sold 2.00 to 3.00 lower. Replacement cows and bulls sold steady. Feeder cattle sold unevenly steady.

Oklahoma Stockyards - Cushing, OK
Pen Size: 1,000 head
Last Reported: 2002
Last Year: 2001
Comments: Cattle sold to Cargill Beef Feeders steers and heifers sold steady. Acts as stater supply. Heifers sold 2.00 to 4.00 lower. Slaughter cows sold 2.00 to 4.00 lower. Slaughter bulls sold 2.00 to 3.00 lower. Replacement cows and bulls sold steady. Feeder cattle sold unevenly steady.

Blue Grass Stockyards - Lexington, KY
Pen Size: 1,000 head
Last Reported: 2002
Last Year: 2001
Comments: Cattle sold to Cargill Beef Feeders market was mostly steady with an average quality offering. Feeder steers were mostly steady with deductions quality kept the value added with instances of 20.00 higher. Feeder heifers were mostly steady with deductions quality kept the value added with instances of 20.00 higher. Demand moderate to good with good buyer participation with concentrated calves more in demand.

Wichita Livestock - Lyons, KS
Pen Size: 1,000 head
Last Reported: 2002
Last Year: 2001
Comments: Cattle sold to Cargill Beef Feeders steers and heifers sold yesterday steady. Acts as stater supply. Heifers sold 2.00 to 4.00 lower. Slaughter cows sold 2.00 to 4.00 lower. Slaughter bulls sold 2.00 to 3.00 lower. Slaughter steers with replacement demand.

Wichita Livestock Auction - Wichita, KS
Pen Size: 1,000 head
Last Reported: 2002
Last Year: 2001
Comments: Cattle sold to Cargill Beef Feeders steers and heifers sold yesterday steady. Acts as stater supply. Heifers sold 2.00 to 4.00 lower. Slaughter cows sold 2.00 to 4.00 lower. Slaughter bulls sold 2.00 to 3.00 lower. Slaughter steers with replacement demand.

Thursday Auctions

Sierra Cattle Regional Limestone Report - Thursday QC
Pen Size: 1,000 head
Last Reported: 2002
Last Year: 2001
Comments: Cattle sold to Cargill Beef Feeders steers 32.50 to 33.00 higher. Over 500 lbs steady. Heifers 10.00 to 15.00 lower. Slaughter cows 2.00 to 6.00 lower. Slaughter bulls 2.00 to 5.00 lower. Feeder steers 1.00 to 4.00 lower. Slaughter steers 2.00 to 6.00 lower. Breeding cows and bulls 1.00 to 4.00 lower. Feeder heifers 10.00 to 15.00 lower.

Tri-State Livestock Auction Market - McLean MO
Pen Size: 1,000 head
Last Reported: 2002
Last Year: 2001
Comments: Cattle sold to Cargill Beef Feeders market opening for the time being.

Heartland Stockyards Feeder Cattle - Oklahoma City OK
Pen Size: 4,000 head
Last Reported: 2002
Last Year: 2001
Comments: Steers sold 4.00 lower. All classes of cattle unevenly steady. Demand good. Quality plain to average. Mixing bulking started slightly lower. Where the heavy steered and shipped-in green, cutterier slaughter cattle or cattle showing any weight or quality were in demand, they sold at the higher mentioned equivalent or more for heard weight. Feeder steers 1.00 to 4.00 lower. Slaughter cows 2.00 to 6.00 lower. Bulls 2.00 to 5.00 lower.

Tulsa Livestock Auction - Tulsa, OK
Pen Size: 1,000 head
Last Reported: 2002
Last Year: 2001
Comments: Cattle sold to Cargill Beef Feeders steers 32.50 to 33.00 higher. Over 500 lbs mostly steady. Heifers 10.00 to 15.00 lower. Slaughter cows 2.00 to 6.00 lower. Slaughter bulls 2.00 to 5.00 lower. Feeder steers 1.00 to 4.00 lower. Slaughter steers 2.00 to 6.00 lower. Breeder cows 1.00 higher.

Roswell Livestock Auction - Roswell NM
Pen Size: 1,000 head
Last Reported: 2002
Last Year: 2001
Comments: Cattle sold to Cargill Beef Feeders steers 32.50 to 33.00 higher and 350 lbs and down 20.00 higher and 350 lbs and up 10.00 higher. Feeder heifers 30.00 to 35.00 higher. Slaughter cows 2.00 to 6.00 higher. Bulls 2.00 to 5.00 higher. Feeder steers 1.00 to 4.00 lower. Slaughter steers 2.00 to 6.00 lower. Breeding cows and bulls 1.00 to 4.00 lower. Feeder heifers 10.00 to 15.00 lower. Cattle and dairy cows were sold to Cargill Beef Feeders and Bernard Harris and Sons and Bernard Harris and Sons and Jim Hamilton. Slaughter cows and bulls sold to Bill Jones.

Jacks Hay Stockyards Feeder Cattle - Carthage MO
Pen Size: 1,000 head
Last Reported: 2002
Last Year: 2001
Comments: Cattle sold to Cargill Beef Feeders steers and heifers sold yesterday steady. Acts as stater supply. Heifers sold 2.00 to 4.00 lower. Slaughter cows sold 2.00 to 4.00 lower. Slaughter bulls sold 2.00 to 3.00 lower. Slaughter steers with replacement demand.

Carthage Livestock Center - Kingsdom City MO
Pen Size: 1,000 head
Last Reported: 2002
Last Year: 2001
Comments: Cattle sold to Cargill Beef Feeders steers and heifers sold yesterday steady. Acts as stater supply. Heifers sold 2.00 to 4.00 lower. Slaughter cows sold 2.00 to 4.00 lower. Slaughter bulls sold 2.00 to 3.00 lower. Slaughter steers with replacement demand.

White City Livestock Commission - White City, KS
Pen Size: 1,000 head
Last Reported: 2002
Last Year: 2001
Comments: Cattle sold to Cargill Beef Feeders steers 5.00 to 10.00 higher. Feeder heifers 5.00 to 10.00 lower. Slaughter cows 2.00 to 6.00 lower. Slaughter bulls 2.00 to 5.00 lower. Feeder steers 1.00 to 4.00 lower. Slaughter steers 2.00 to 6.00 lower. Breeding cows and bulls 1.00 to 4.00 lower. Feeder heifers 10.00 to 15.00 lower.

Mid-South Livestock - Lamesa TX
Pen Size: 1,000 head
Last Reported: 2002
Last Year: 2001
Comments: Cattle sold to Cargill Beef Feeders steers 32.50 to 33.00 higher. Feeder heifers 30.00 to 35.00 higher. Steers 5.00 to 10.00 higher. Feeder heifers 10.00 to 15.00 lower. Slaughter cows 2.00 to 6.00 lower. Slaughter bulls 2.00 to 5.00 lower. Feeder steers 1.00 to 4.00 lower. Slaughter steers 2.00 to 6.00 lower. Breeding cows and bulls 1.00 to 4.00 lower. Feeder heifers 10.00 to 15.00 lower.

Winter Livestock Auction - Riverton, WY
Pen Size: 1,000 head
Last Reported: 2002
Last Year: 2001
Comments: Cattle sold to Cargill Beef Feeders steers 5.00 higher. Feeder heifers with no comparison available. Slaughter cows and bulls 2.00 higher. Feeder steers 1.00 lower. Slaughter steers 2.00 lower. Breeding cows and bulls 1.00 lower. Feeder heifers 10.00 lower.

Jewell Livestock - Jewell, KS
Pen Size: 1,000 head
Last Reported: 2002
Last Year: 2001
Comments: Cattle sold to Cargill Beef Feeders steers and heifers sold yesterday steady. Acts as stater supply. Heifers sold 2.00 to 4.00 lower. Slaughter cows sold 2.00 to 4.00 lower. Slaughter bulls sold 2.00 to 3.00 lower. Slaughter steers with replacement demand.

Bonner Livestock Auction Feeder Cattle - Bonner, OK
Pen Size: 1,000 head
Last Reported: 2002
Last Year: 2001
Comments: Cattle sold to Cargill Beef Feeders steers and heifers steady. Steers and heifers sold yesterday steady. Acts as stater supply. Heifers sold 2.00 to 4.00 lower. Slaughter cows sold 2.00 to 4.00 lower. Slaughter bulls sold 2.00 to 3.00 lower. Slaughter steers with replacement demand.

Red Deer Stockyards, Inc - Lewistown, IL
Pen Size: 1,000 head
Last Reported: 2002
Last Year: 2001
Comments: Cattle sold to Cargill Beef Feeders steers and heifers sold steady. Acts as stater supply. Heifers sold 2.00 to 4.00 lower. Slaughter cows sold 2.00 to 4.00 lower. Slaughter bulls sold 2.00 to 3.00 lower. Replacement cows and bulls sold steady. Feeder cattle sold unevenly steady.

Oklahoma Stockyards - Cushing, OK
Pen Size: 1,000 head
Last Reported: 2002
Last Year: 2001
Comments: Cattle sold to Cargill Beef Feeders steers and heifers sold steady. Acts as stater supply. Heifers sold 2.00 to 4.00 lower. Slaughter cows sold 2.00 to 4.00 lower. Slaughter bulls sold 2.00 to 3.00 lower. Replacement cows and bulls sold steady. Feeder cattle sold unevenly steady.

Blue Grass Stockyards - Lexington, KY
Pen Size: 1,000 head
Last Reported: 2002
Last Year: 2001
Comments: Cattle sold to Cargill Beef Feeders market was mostly steady with an average quality offering. Feeder steers were mostly steady with deductions quality kept the value added with instances of 20.00 higher. Feeder heifers were mostly steady with deductions quality kept the value added with instances of 20.00 higher. Demand moderate to good with good buyer participation with concentrated calves more in demand.

Wichita Livestock - Lyons, KS
Pen Size: 1,000 head
Last Reported: 2002
Last Year: 2001
Comments: Cattle sold to Cargill Beef Feeders steers and heifers sold yesterday steady. Acts as stater supply. Heifers sold 2.00 to 4.00 lower. Slaughter cows sold 2.00 to 4.00 lower. Slaughter bulls sold 2.00 to 3.00 lower. Slaughter steers with replacement demand.

Wichita Livestock Auction - Wichita, KS
Pen Size: 1,000 head
Last Reported: 2002
Last Year: 2001
Comments: Cattle sold to Cargill Beef Feeders steers and heifers sold yesterday steady. Acts as stater supply. Heifers sold 2.00 to 4.00 lower. Slaughter cows sold 2.00 to 4.00 lower. Slaughter bulls sold 2.00 to 3.00 lower. Slaughter steers with replacement demand.

Friday Auctions

Sierra Cattle Regional Limestone Report - Friday QC
Pen Size: 1,000 head
Last Reported: 2002
Last Year: 2001
Comments: Cattle sold to Cargill Beef Feeders steers 32.50 to 33.00 higher. Over 500 lbs steady. Heifers 10.00 to 15.00 lower. Slaughter cows 2.00 to 6.00 lower. Slaughter bulls 2.00 to 5.00 lower. Feeder steers 1.00 to 4.00 lower. Slaughter steers 2.00 to 6.00 lower. Breeding cows and bulls 1.00 to 4.00 lower. Feeder heifers 10.00 to 15.00 lower.

Tri-State Livestock Auction Market - McLean MO
Pen Size: 1,000 head
Last Reported: 2002
Last Year: 2001
Comments: Cattle sold to Cargill Beef Feeders market opening for the time being.

Heartland Stockyards Feeder Cattle - Oklahoma City OK
Pen Size: 4,000 head
Last Reported: 2002
Last Year: 2001
Comments: Steers sold 4.00 lower. All classes of cattle unevenly steady. Demand good. Quality plain to average. Mixing bulking started slightly lower. Where the heavy steered and shipped-in green, cutterier slaughter cattle or cattle showing any weight or quality were in demand, they sold at the higher mentioned equivalent or more for heard weight. Feeder steers 1.00 to 4.00 lower. Slaughter cows 2.00 to 6.00 lower. Bulls 2.00 to 5.00 lower.

Tulsa Livestock Auction - Tulsa, OK
Pen Size: 1,000 head
Last Reported: 2002
Last Year: 2001
Comments: Cattle sold to Cargill Beef Feeders steers 32.50 to 33.00 higher. Over 500 lbs mostly steady. Heifers 10.00 to 15.00 lower. Slaughter cows 2.00 to 6.00 lower. Slaughter bulls 2.00 to 5.00 lower. Feeder steers 1.00 to 4.00 lower. Slaughter steers 2.00 to 6.00 lower. Breeder cows 1.00 higher.

Roswell Livestock Auction - Roswell NM
Pen Size: 1,000 head
Last Reported: 2002
Last Year: 2001
Comments: Cattle sold to Cargill Beef Feeders steers 32.50 to 33.00 higher and 350 lbs and down 20.00 higher and 350 lbs and up 10.00 higher. Feeder heifers 30.00 to 35.00 higher. Slaughter cows 2.00 to 6.00 higher. Bulls 2.00 to 5.00 higher. Feeder steers 1.00 to 4.00 lower. Slaughter steers 2.00 to 6.00 lower. Breeding cows and bulls 1.00 to 4.00 lower. Feeder heifers 10.00 to 15.00 lower. Cattle and dairy cows were sold to Cargill Beef Feeders and Bernard Harris and Sons and Bernard Harris and Sons and Jim Hamilton. Slaughter cows and bulls sold to Bill Jones.

Jacks Hay Stockyards Feeder Cattle - Carthage MO
Pen Size: 1,000 head
Last Reported: 2002
Last Year: 2001
Comments: Cattle sold to Cargill Beef Feeders steers and heifers sold yesterday steady. Acts as stater supply. Heifers sold 2.00 to 4.00 lower. Slaughter cows sold 2.00 to 4.00 lower. Slaughter bulls sold 2.00 to 3.00 lower. Slaughter steers with replacement demand.

Carthage Livestock Center - Kingsdom City MO
Pen Size: 1,000 head
Last Reported: 2002
Last Year: 2001
Comments: Cattle sold to Cargill Beef Feeders steers and heifers sold yesterday steady. Acts as stater supply. Heifers sold 2.00 to 4.00 lower. Slaughter cows sold 2.00 to 4.00 lower. Slaughter bulls sold 2.00 to 3.00 lower. Slaughter steers with replacement demand.

White City Livestock Commission - White City, KS
Pen Size: 1,000 head
Last Reported: 2002
Last Year: 2001
Comments: Cattle sold to Cargill Beef Feeders steers 5.00 to 10.00 higher. Feeder heifers 5.00 to 10.00 lower. Slaughter cows 2.00 to 6.00 lower. Slaughter bulls 2.00 to 5.00 lower. Feeder steers 1.00 to 4.00 lower. Slaughter steers 2.00 to 6.00 lower. Breeding cows and bulls 1.00 to 4.00 lower. Feeder heifers 10.00 to 15.00 lower.

Mid-South Livestock - Lamesa TX
Pen Size: 1,000 head
Last Reported: 2002
Last Year: 2001
Comments: Cattle sold to Cargill Beef Feeders steers 32.50 to 33.00 higher. Feeder heifers 30.00 to 35.00 higher. Steers 5.00 to 10.00 higher. Feeder heifers 10.00 to 15.00 lower. Slaughter cows 2.00 to 6.00 lower. Slaughter bulls 2.00 to 5.00 lower. Feeder steers 1.00 to 4.00 lower. Slaughter steers 2.00 to 6.00 lower. Breeding cows and bulls 1.00 to 4.00 lower. Feeder heifers 10.00 to 15.00 lower.

Winter Livestock Auction - Riverton, WY
Pen Size: 1,000 head
Last Reported: 2002
Last Year: 2001
Comments: Cattle sold to Cargill Beef Feeders steers 5.00 higher. Feeder heifers with no comparison available. Slaughter cows and bulls 2.00 higher. Feeder steers 1.00 lower. Slaughter steers 2.00 lower. Breeding cows and bulls 1.00 lower. Feeder heifers 10.00 lower.

Jewell Livestock - Jewell, KS
Pen Size: 1,000 head
Last Reported: 2002
Last Year: 2001
Comments: Cattle sold to Cargill Beef Feeders steers and heifers sold yesterday steady. Acts as stater supply. Heifers sold 2.00 to 4.00 lower. Slaughter cows sold 2.00 to 4.00 lower. Slaughter bulls sold 2.00 to 3.00 lower. Slaughter steers with replacement demand.

Bonner Livestock Auction Feeder Cattle - Bonner, OK
Pen Size: 1,000 head
Last Reported: 2002
Last Year: 2001
Comments: Cattle sold to Cargill Beef Feeders steers and heifers steady. Steers and heifers sold yesterday steady. Acts as stater supply. Heifers sold 2.00 to 4.00 lower. Slaughter cows sold 2.00 to 4.00 lower. Slaughter bulls sold 2.00 to 3.00 lower. Slaughter steers with replacement demand.

Red Deer Stockyards, Inc - Lewistown, IL
Pen Size: 1,000 head
Last Reported: 2002
Last Year: 2001
Comments: Cattle sold to Cargill Beef Feeders steers and heifers sold steady. Acts as stater supply. Heifers sold 2.00 to 4.00 lower. Slaughter cows sold 2.00 to 4.00 lower. Slaughter bulls sold 2.00 to 3.00 lower. Replacement cows and bulls sold steady. Feeder cattle sold unevenly steady.

Oklahoma Stockyards - Cushing, OK
Pen Size: 1,000 head
Last Reported: 2002
Last Year: 2001
Comments: Cattle sold to Cargill Beef Feeders steers and heifers sold steady. Acts as stater supply. Heifers sold 2.00 to 4.00 lower. Slaughter cows sold 2.00 to 4.00 lower. Slaughter bulls sold 2.00 to 3.00 lower. Replacement cows and bulls sold steady. Feeder cattle sold unevenly steady.

Blue Grass Stockyards - Lexington, KY
Pen Size: 1,000 head
Last Reported: 2002
Last Year: 2001
Comments: Cattle sold to Cargill Beef Feeders market was mostly steady with an average quality offering. Feeder steers were mostly steady with deductions quality kept the value added with instances of 20.00 higher. Feeder heifers were mostly steady with deductions quality kept the value added with instances of 20.00 higher. Demand moderate to good with good buyer participation with concentrated calves more in demand.

Wichita Livestock - Lyons, KS
Pen Size: 1,000 head
Last Reported: 2002
Last Year: 2001
Comments: Cattle sold to Cargill Beef Feeders steers and heifers sold yesterday steady. Acts as stater supply. Heifers sold 2.00 to 4.00 lower. Slaughter cows sold 2.00 to 4.00 lower. Slaughter bulls sold 2.00 to 3.00 lower. Slaughter steers with replacement demand.

Wichita Livestock Auction - Wichita, KS
Pen Size: 1,000 head
Last Reported: 2002
Last Year: 2001
Comments: Cattle sold to Cargill Beef Feeders steers and heifers sold yesterday steady. Acts as stater supply. Heifers sold 2.00 to 4.00 lower. Slaughter cows sold 2.00 to 4.00 lower. Slaughter bulls sold 2.00 to 3.00 lower. Slaughter steers with replacement demand.

Saturday Auctions

Sierra Cattle Regional Limestone Report - Saturday QC
Pen Size: 1,000 head
Last Reported: 2002
Last Year: 2001
Comments: Cattle sold to Cargill Beef Feeders steers 32.50 to 33.00 higher. Over 500 lbs steady. Heifers 10.00 to 15.00 lower. Slaughter cows 2.00 to 6.00 lower. Slaughter bulls 2.00 to 5.00 lower. Feeder steers 1.00 to 4.00 lower. Slaughter steers 2.00 to 6.00 lower. Breeding cows and bulls 1.00 to 4.00 lower. Feeder heifers 10.00 to 15.00 lower.

Tri-State Livestock Auction Market - McLean MO
Pen Size: 1,000 head
Last Reported: 2002
Last Year: 2001
Comments: Cattle sold to Cargill Beef Feeders market opening for the time being.

Heartland Stockyards Feeder Cattle - Oklahoma City OK
Pen Size: 4,000 head
Last Reported: 2002
Last Year: 2001
Comments: Steers sold 4.00 lower. All classes of cattle unevenly steady. Demand good. Quality plain to average. Mixing bulking started slightly lower. Where the heavy steered and shipped-in green, cutterier slaughter cattle or cattle showing any weight or quality were in demand, they sold at the higher mentioned equivalent or more for heard weight. Feeder steers 1.00 to 4.00 lower. Slaughter cows 2.00 to 6.00 lower. Bulls 2.00 to 5.00 lower.

Tulsa Livestock Auction - Tulsa, OK
Pen Size: 1,000 head
Last Reported: 2002
Last Year: 2001
Comments: Cattle sold to Cargill Beef Feeders steers 32.50 to 33.00 higher. Over 500 lbs mostly steady. Heifers 10.00 to 15.00 lower. Slaughter cows 2.00 to 6.00 lower. Slaughter bulls 2.00 to 5.00 lower. Feeder steers 1.00 to 4.00 lower. Slaughter steers 2.00 to 6.00 lower. Breeder cows 1.00 higher.

Roswell Livestock Auction - Roswell NM
Pen Size: 1,000 head
Last Reported: 2002
Last Year: 2001
Comments: Cattle sold to Cargill Beef Feeders steers 32.50 to 33.00 higher and 350 lbs and down 20.00 higher and 350 lbs and up